

# MPSA 2 Gun League 3 24 Oct 2015



RANGE	NAME	WEAPON/ AMMO	STAGE	MIN. ROUNDS	POSSIBLE POINTS	STAGE %	STAGE %	
2	Shotgun	S/gun Bird	1	16	90	12%	12%	
3	Shotgun stage 2	S/Gun Buck shot max 12 pellets	2	18	140	13%	19%	
4	Shotgun	S/Gun Bird	3	28	150	20%	20%	
5	Rifle stage 1	Rifle	1	20	80	14%	11%	
6	Rifle stage 2	Rifle	2	40	200	29%	27%	
8	Rifle stage 3	Rifle	3	16	80	12%	11%	
Totals					138	740	100%	100%

- VENUE: Ngodwana Shooting Range
- DATE: 24<sup>th</sup> Oct 2015
- REGISTRATION: 07H30 to 08H15
- RO BRIEFING: 08H00 to 08H30
- START : 08H30
- ENTRY FEE: Members R200
- DEPENDANTS R125
- REFRESHMENTS ON SALE

## Note to Shooters / Spectators

Vehicle Access on to the range is restricted.

No parking on the range please.

For your own safety, strictly no climbing on or over walled barricades.



## Sportsman Like Behavior – Work Together!

- Remain with your detail throughout the shoot.
- Help patch, score and pick up poppers and plates, every stage.
- Help others with collection of “Doppies” after every shoot.
- Sign your score sheet at the end of the stage. Vanishing shooters get ZERO score.

## RULES

- The competition will be run according to the current IPSC rules.
- The wearing of eye and ear protection will be required during all stages of the match for participants and spectators
- No testing of the range equipment will be allowed prior to or during the match
- Additional no shoots or barricades may be added to stages to enhance safety of all competitors and spectators
- No bagging, un-bagging or indexing will be allowed on the range, to be done in the safety area or under supervision of the range officer on the line.
- No Ammo permitted in safety areas

MATCH DIRECTOR: A Olivier

RANGE MASTER: R le Clus

ARBITRATORS: Three delegates to be appointed by Match Director as and when required



Snack  
time



Thirsty



What's  
for  
breakfast  
and lunch



Bacon and egg  
Cheese  
Mince



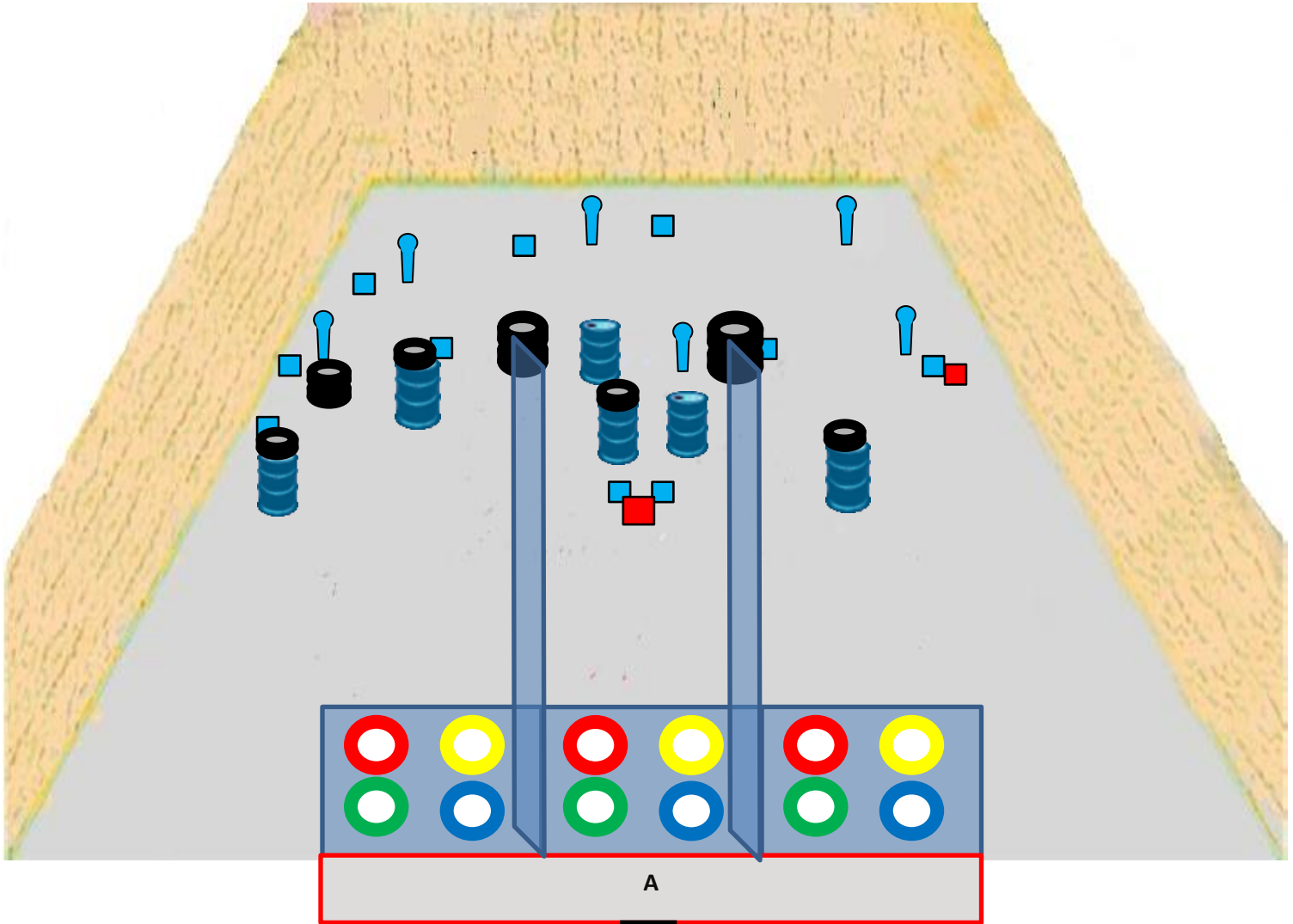
## Map to Ngodwana Shooting Range



Ngodwana Shooting Range Lay-out

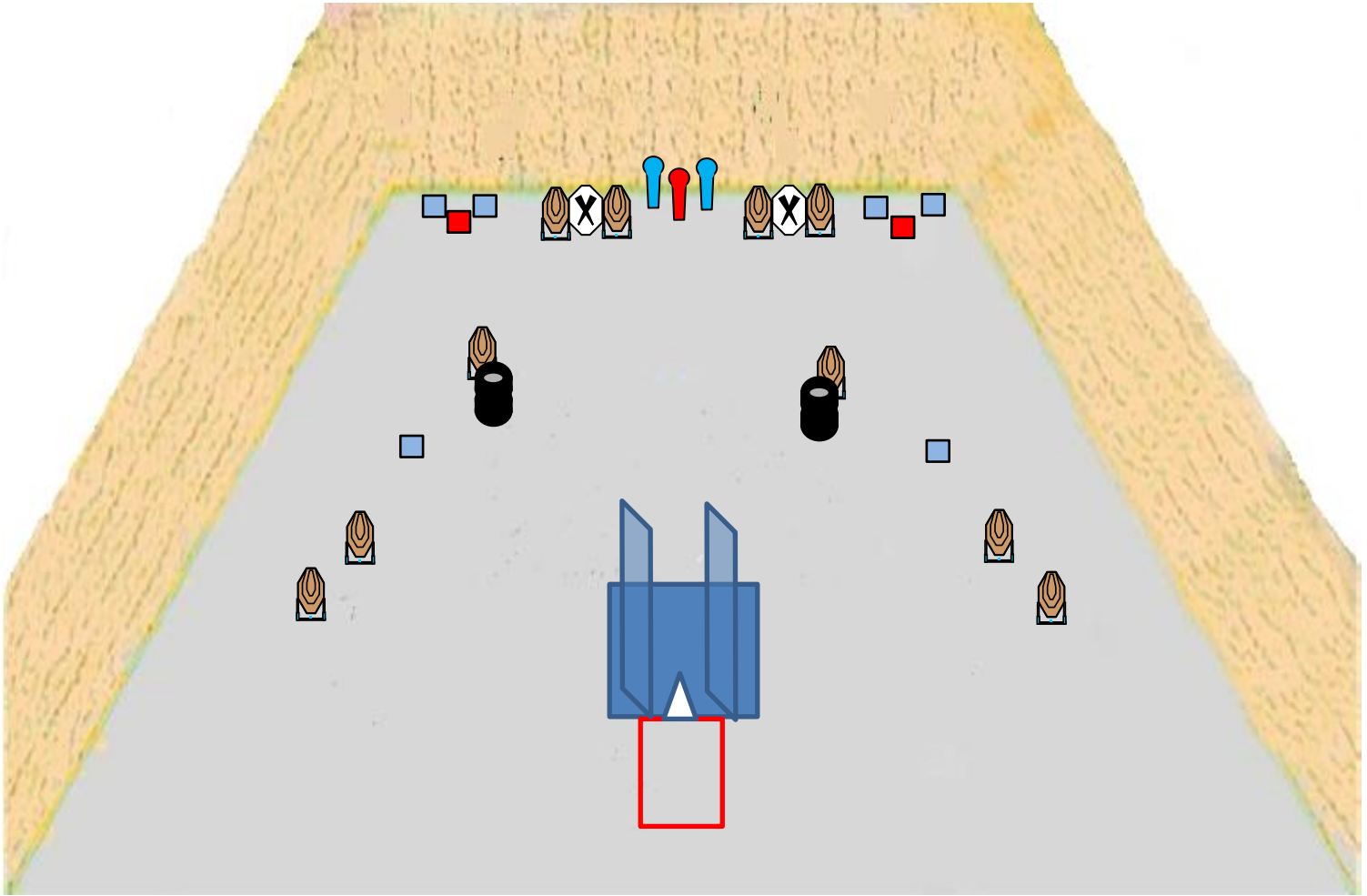

























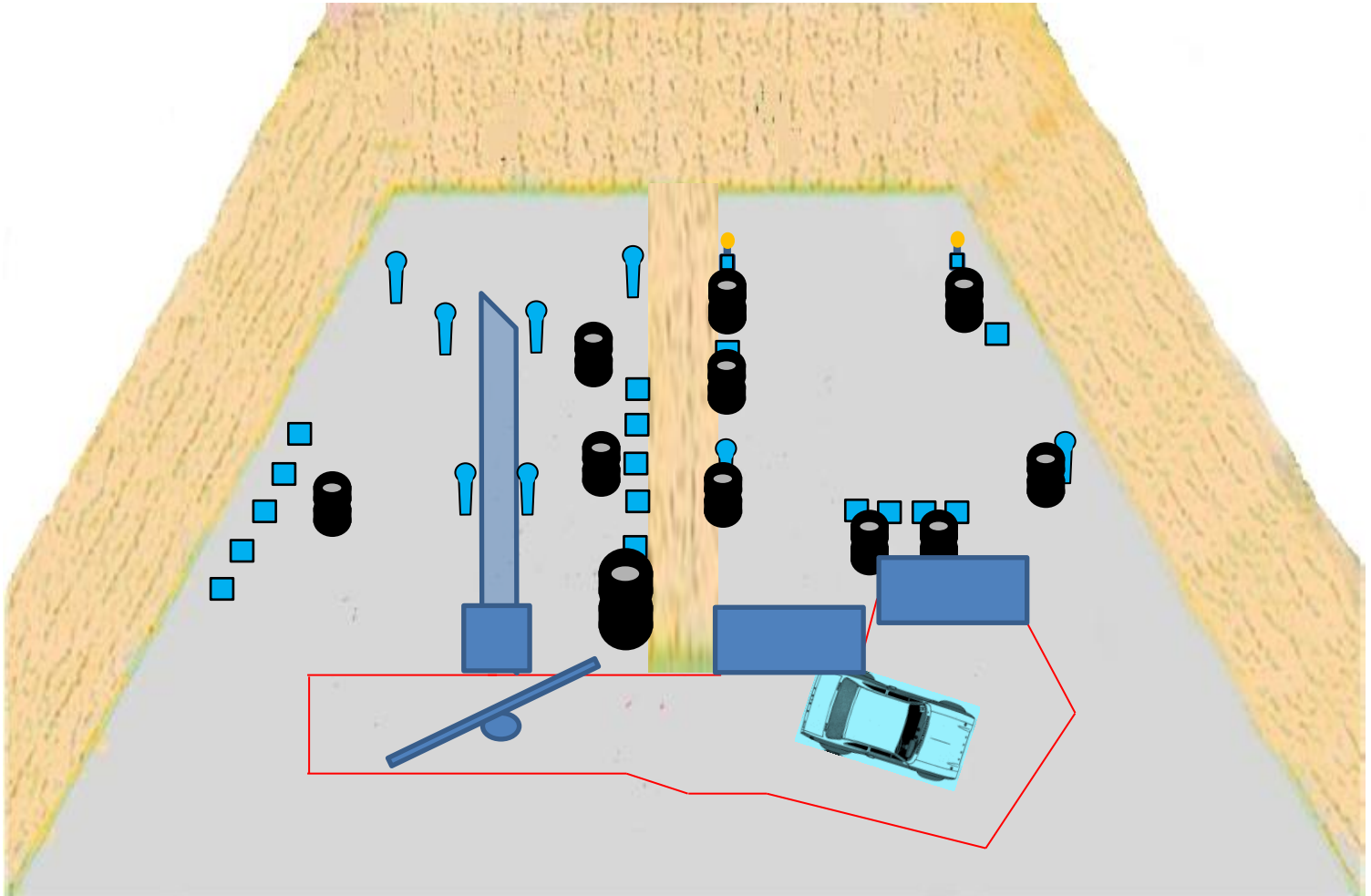
Stage Briefing

<b>Type</b>	Medium course								
<b>Number of rounds to be scored</b>	16								
<b>Max points</b>	80				6		10		
<b>Distance</b>	10 - 25m								
<b>Start</b>	Audible signal								
	Firearm unloaded, Option 3						3		
<b>Start position</b>	Standing erect at A, one foot touching the start line firearm held in both hands, stock touching the hip, muzzle pointing downrange with the finger outside the trigger guard, loading port facing the ground.								
<b>Procedure</b>	On the start signal engage the targets from within the designated area.								
<b>Safety angle</b>	90°, backstop								





























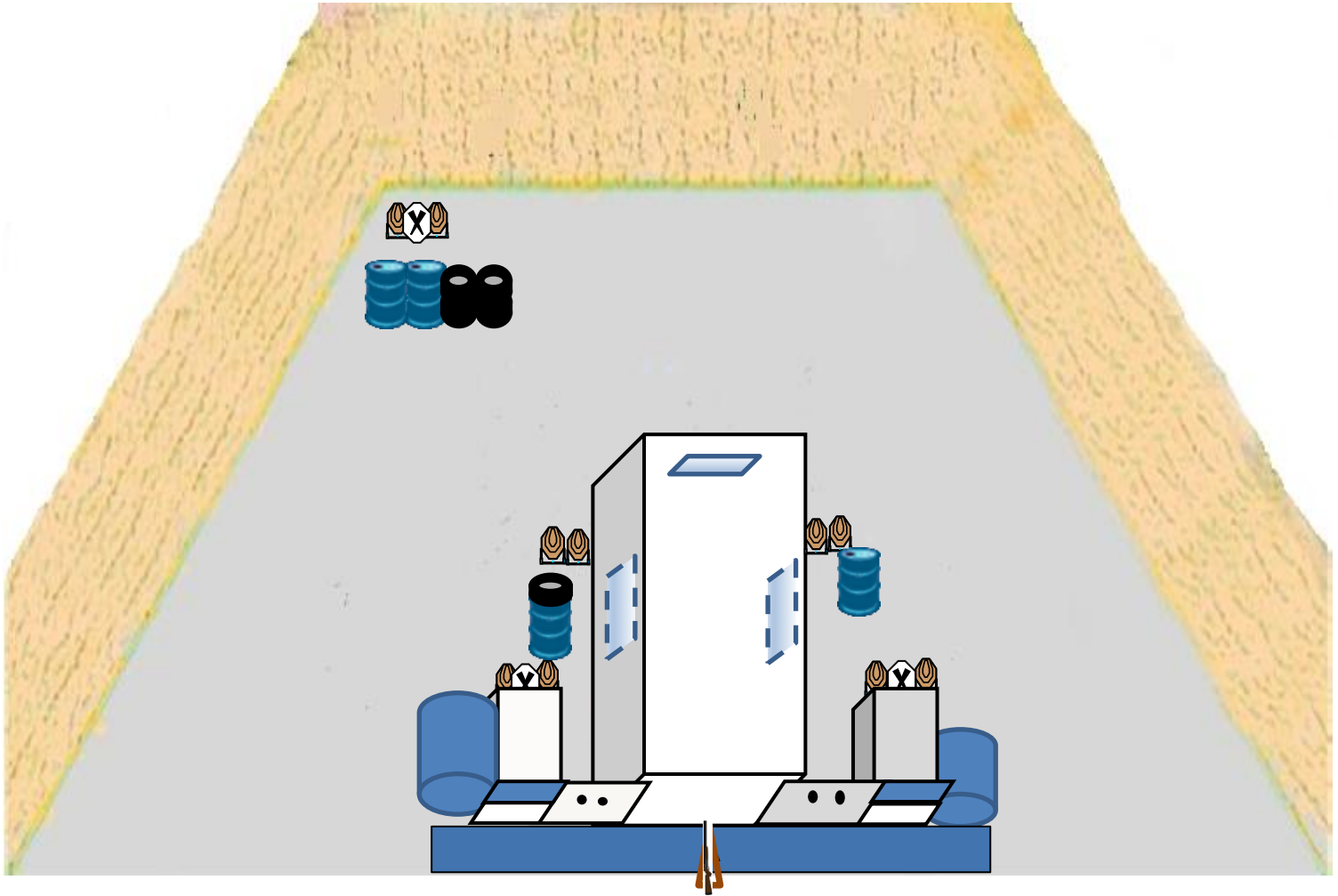
**Stage Briefing**

<b>Type</b>	Long course				10				
<b>Number of rounds to be scored</b>		18							
<b>Max points</b>		140			2		6		
<b>Distance</b>		10 -25m							
<b>Start</b>	Audible signal								
	Firearm loaded, Option 1				1		2		
<b>Start position</b>	Standing erect in the shooting area with firearm parallel to the ground, held in weak hand only.								
<b>Procedure</b>	On the start signal engage the targets from within the designated area.								
<b>Safety angle</b>	90°, backstop								






















Stage Briefing

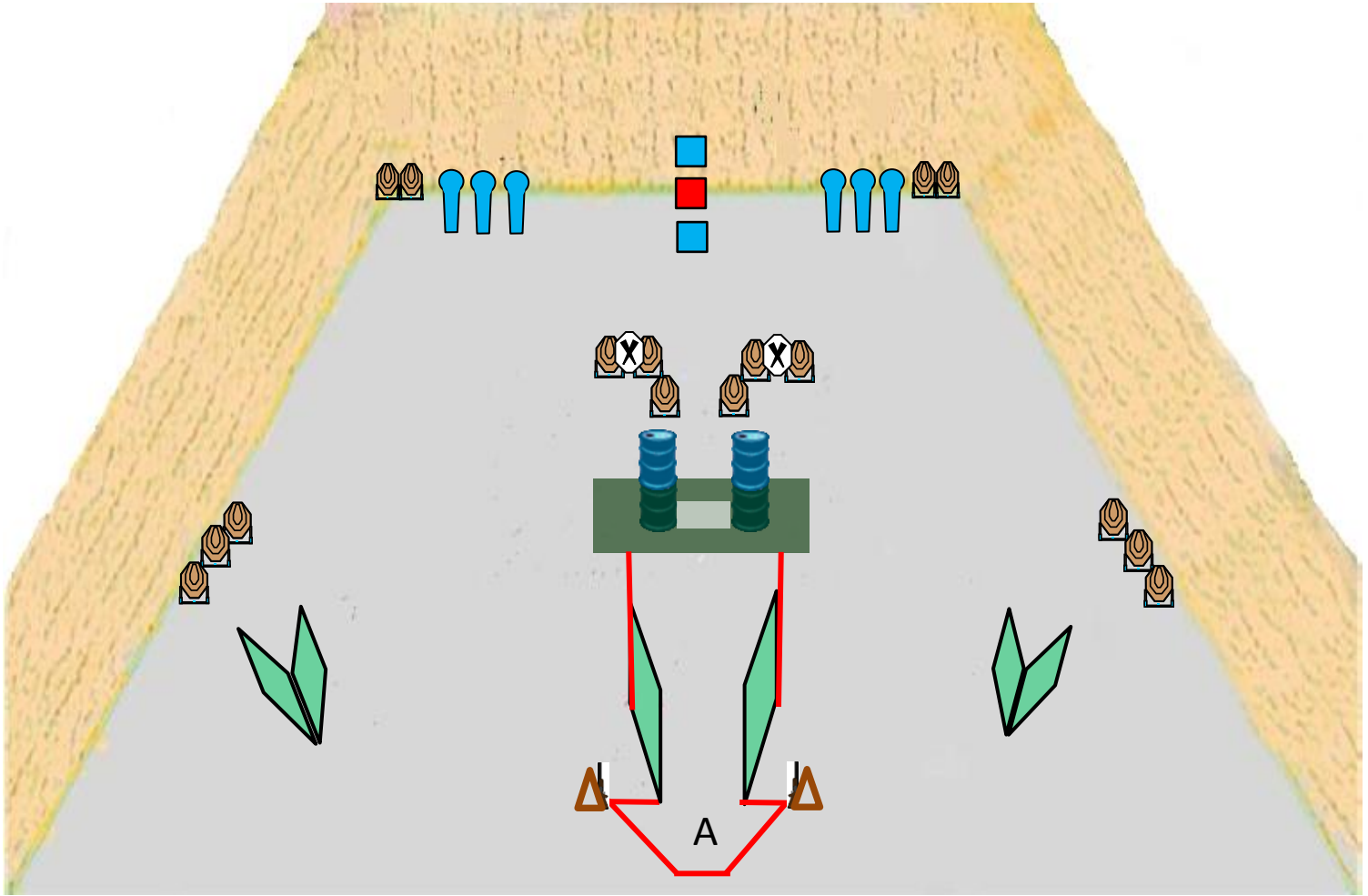
<b>Type</b>	Long course							
<b>Number of rounds to be scored</b>	28							
<b>Max points</b>	150			8		18		2
<b>Distance</b>	10 -25m							
<b>Start</b>	Audible signal							
								
	Firearm loaded chamber empty, Option 2							
<b>Start position</b>	Sitting on car boot facing N4 with firearm accros legs held by both hands, muzzle pointing downrange. To be demonstrated							
<b>Procedure</b>	On the start signal engage the targets from within the designated area. Clays, disapear and does not carry drop shot penalty however scores double. All plates and poppers in range 2A must be shot from the pivoting platform.							
<b>Safety angle</b>	90°, backstop							






















Stage Briefing

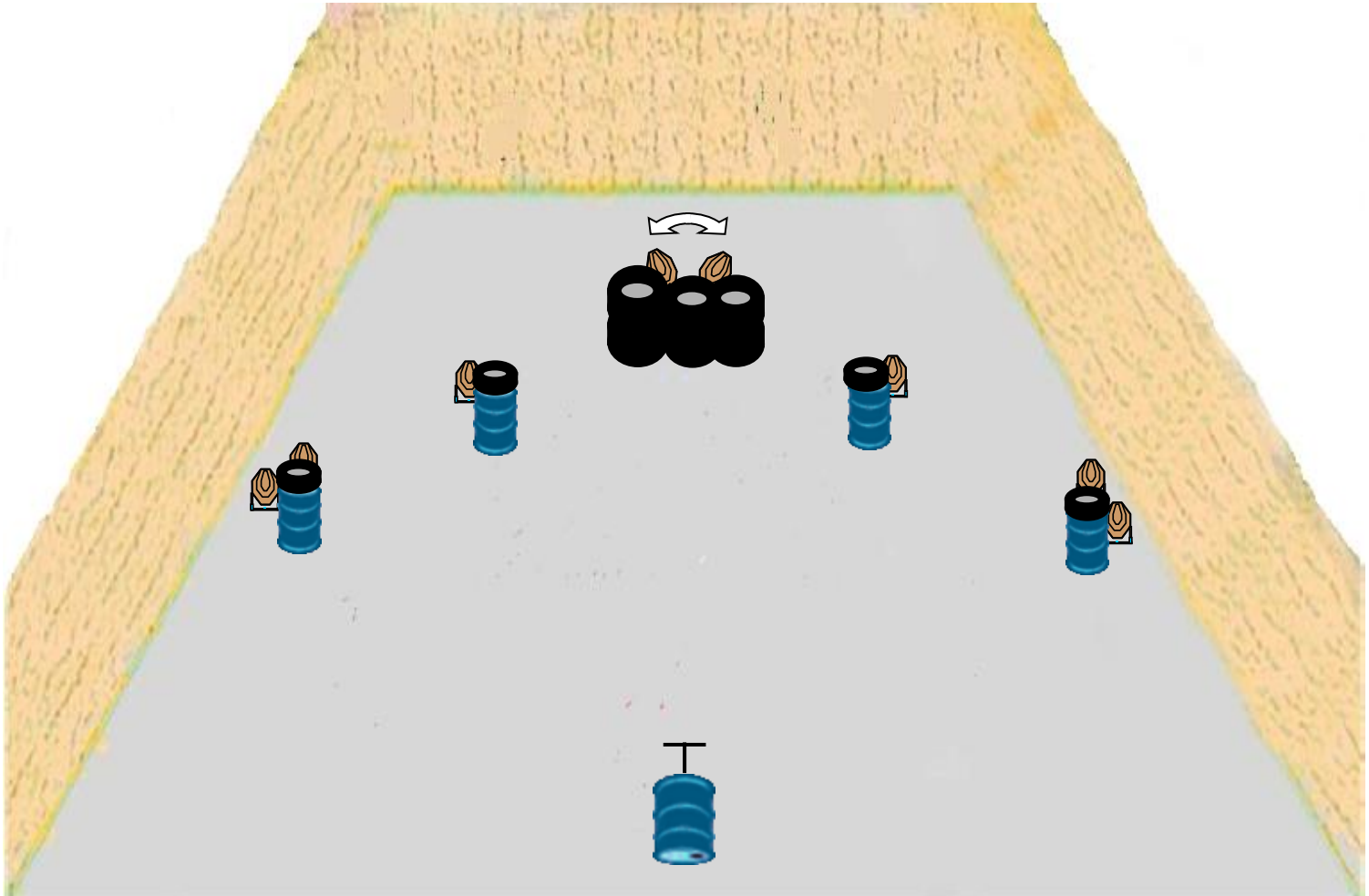
<b>Type</b>	Long course				10				
<b>Number of rounds to be scored</b>	20								
<b>Max points</b>	80								
<b>Distance</b>	10 -15m								
<b>Start</b>	Audible signal			3					
									
	Firearm loaded chamber empty, Option 2								
<b>Start position</b>	Standing relaxed at left or right door, both palms touching marks on doors. Firearm in gun rack.								
<b>Procedure</b>	On the start signal engage the targets from within the designated area.								
<b>Safety angle</b>	90°, backstop								
























Stage Briefing

<b>Type</b>	Long course			16						
<b>Number of rounds to be scored</b>	40									
<b>Max points</b>	200			6				2		
<b>Distance</b>	5 -100 m									
<b>Start</b>	Audible signal			2						
										
	Firearm unloaded. Option 3							1		
<b>Start position</b>	Standing erect back towards targets, both toes touching start line, firearm and all magazines on gun rack.									
<b>Procedure</b>	On the start signal engage targets from within the designated area.									
<b>Safety angle</b>	90°, backstop									



Stage Briefing

<b>Type</b>	Medium course				8				
<b>Number of rounds to be scored</b>		16							
<b>Max points</b>		80							
<b>Distance</b>		15-25m							
<b>Start</b>		Audible signal							
									
		Firearm loaded option 1							
<b>Start position</b>	Sitting in the saddle , firearm held in weak hand parallel to the ground with muzzle pointing downrange, strong hand holding the rope.								
<b>Procedure</b>	On the start signal engage all targets whilst staying on the drum. Pulling the rope will activate 2 x swinging targets, which will stay visible.								
<b>Safety angle</b>	90°, backstop								