

MPSA – Shotgun Tournament 1 2017



- **VENUE:** **Ngodwana Shooting Range**
- **DATE – Shotgun:** 23rd April 2017 – 8 STAGES
- **REGISTRATION:** 07H30 to 08H15
- **RO BRIEFING:** 07H45 to 08H30
- **START :** 08H30 Sharp
- **ENTRY FEE:** R200.00

- Each day is a separate event, but only one entry fee is payable, for entry to the full event or entry only for either single day.
- Range Officers be reimbursed only once for the full event, not for each day. Rifle 22nd April, Shotgun, 23rd April.
- Refreshments will be on sale both days.
- Accommodation available at Aloes Country Inn
(Dave Mobile : 084 712 1659)
- Camping at the Range is Permitted at no charge.
(Potable water and Toilers available on the range)

Note to Shooters / Spectators

Vehicle Access on to the range is restricted.

No Parking on the range please.

For your own safety, No climbing on or over walled barricades.

Camping is permitted at the range, but facilities are limited to water and toilet.

Sportsman Like Behavior – Work Together!

- Remain with your detail through out the shoot.
- Help patch, score and pick up poppers and plates, every stage.
- Help others with collection of “Doppies” after every shoot.
- Sign your score sheet at the end of the stage. Vanishing shooters get ZERO score.

RULES

- The competition will be run according to the current IPSC rules.
- The wearing of eye and ear protection will be required during all stages of the match for participants and spectators
- No testing of the range equipment will be allowed prior to or during the match
- Additional non shoots or barricades may be added to stages to enhance safety of all competitors and spectators
- No bagging, un-bagging or indexing will be allowed on the line
- No Ammo permitted in safety areas

MATCH DIRECTOR:

RANGE MASTER:

CRO

ARBITRATORS:

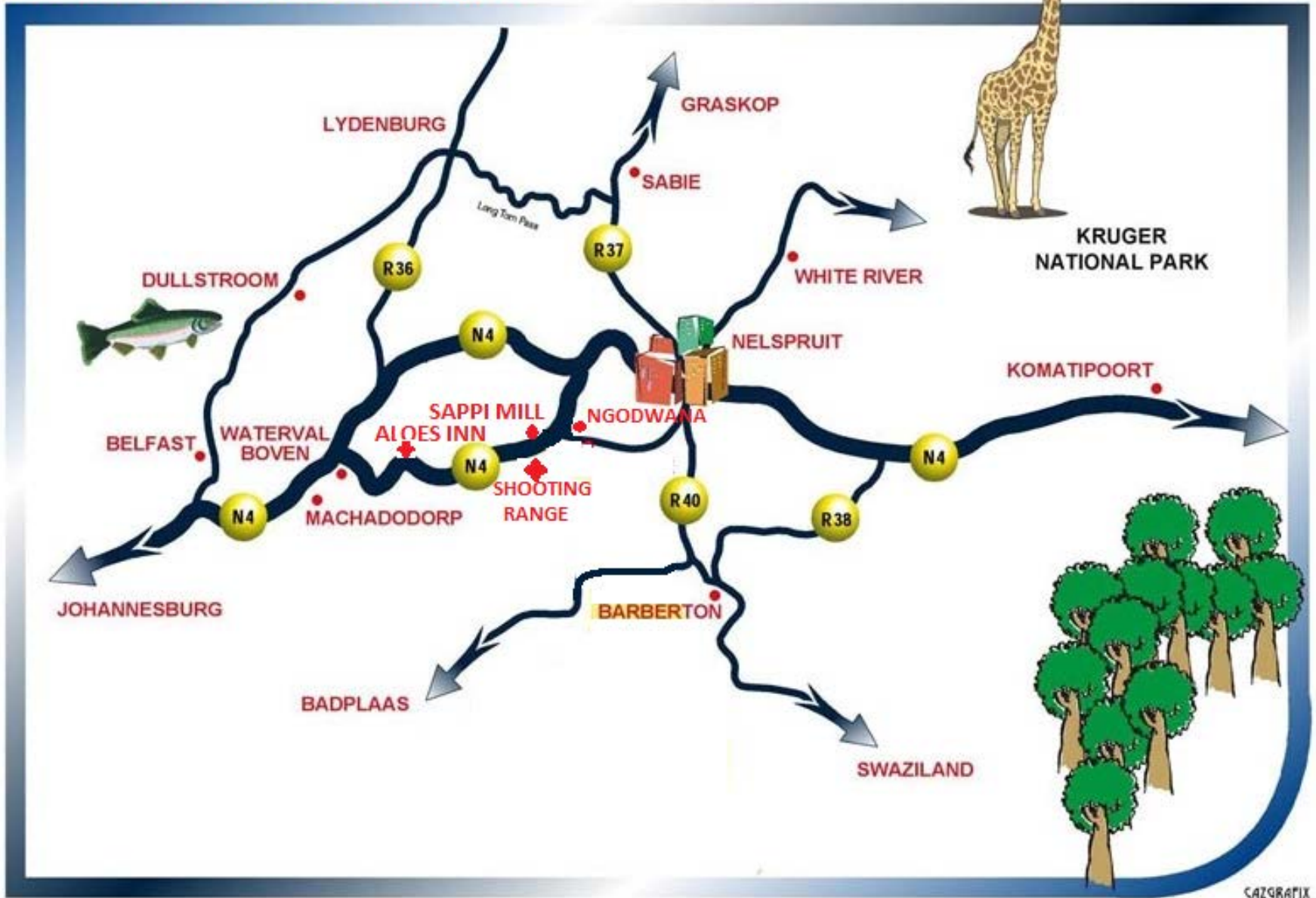
AT Olivier

Mitch McAllister

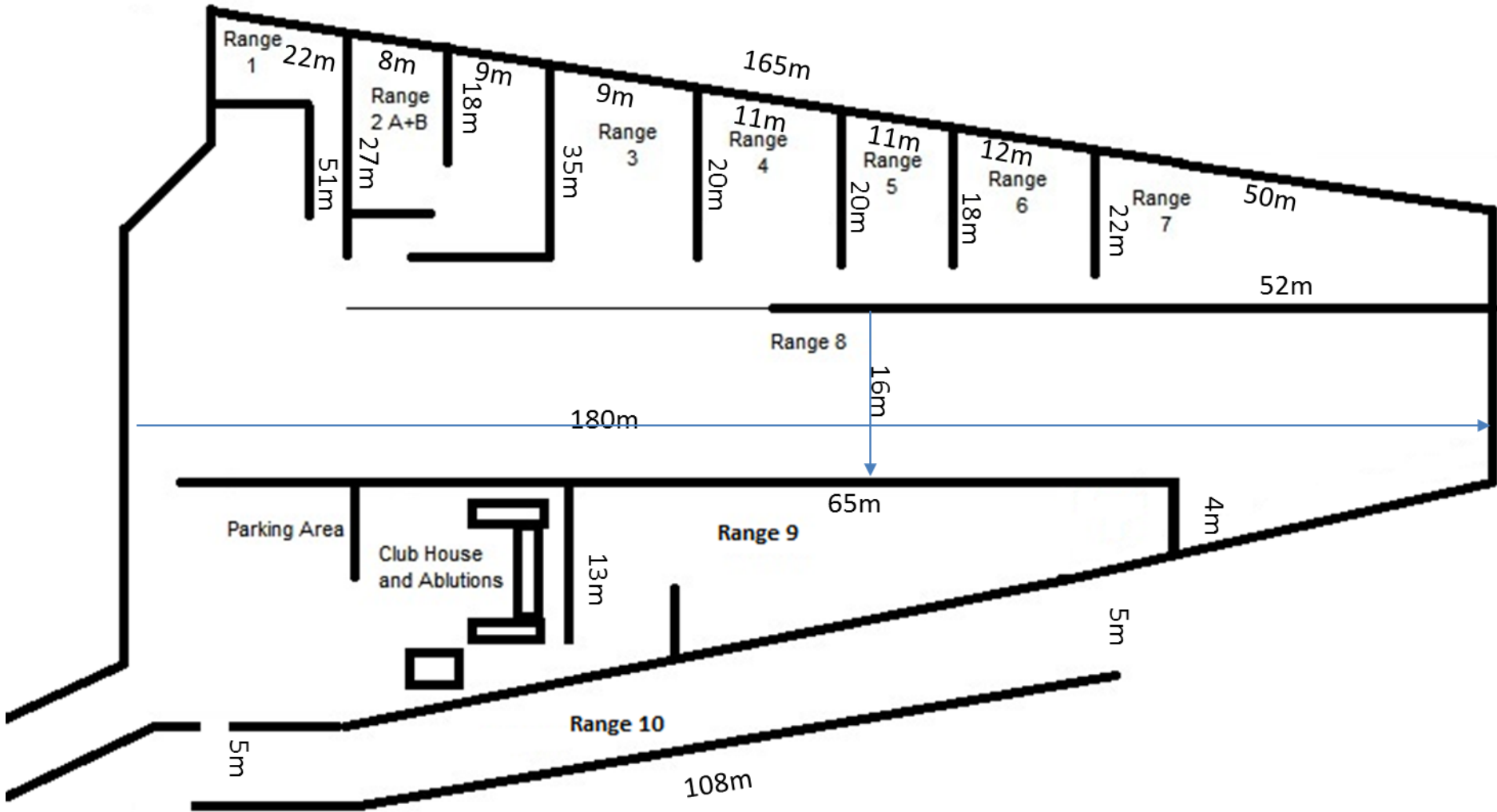
TBA

Three delegates to be appointed by Match Director as and when required

MAP TO NGODWANA SHOOTING RANGE



Ngodwana Shooting Range Lay-out



SHOTGUN MATCH

23RD APRIL 2017

116 Bird Shot
10 Buck shot

Note :

All Targets will be White

All paper no Shoots will be Brown with Red Cross

All steel no shoots will be red



Shotgun Stage 1 - Range 1 – Medium Course (Where do they fly to?)

START POSITION: Shooter starts facing down range, one foot touching at A as indicated.

The shotgun is on the rack, loaded option 2.

STAGE PROCEDURE

On audible start signal retrieve the shotgun and engage targets whilst remaining in the demarcated area. Safety angle is between flags X to X.

The two frangibles are high scoring targets and do not carry drop shot penalties.

DISTANCES: 8 to 20 meters.

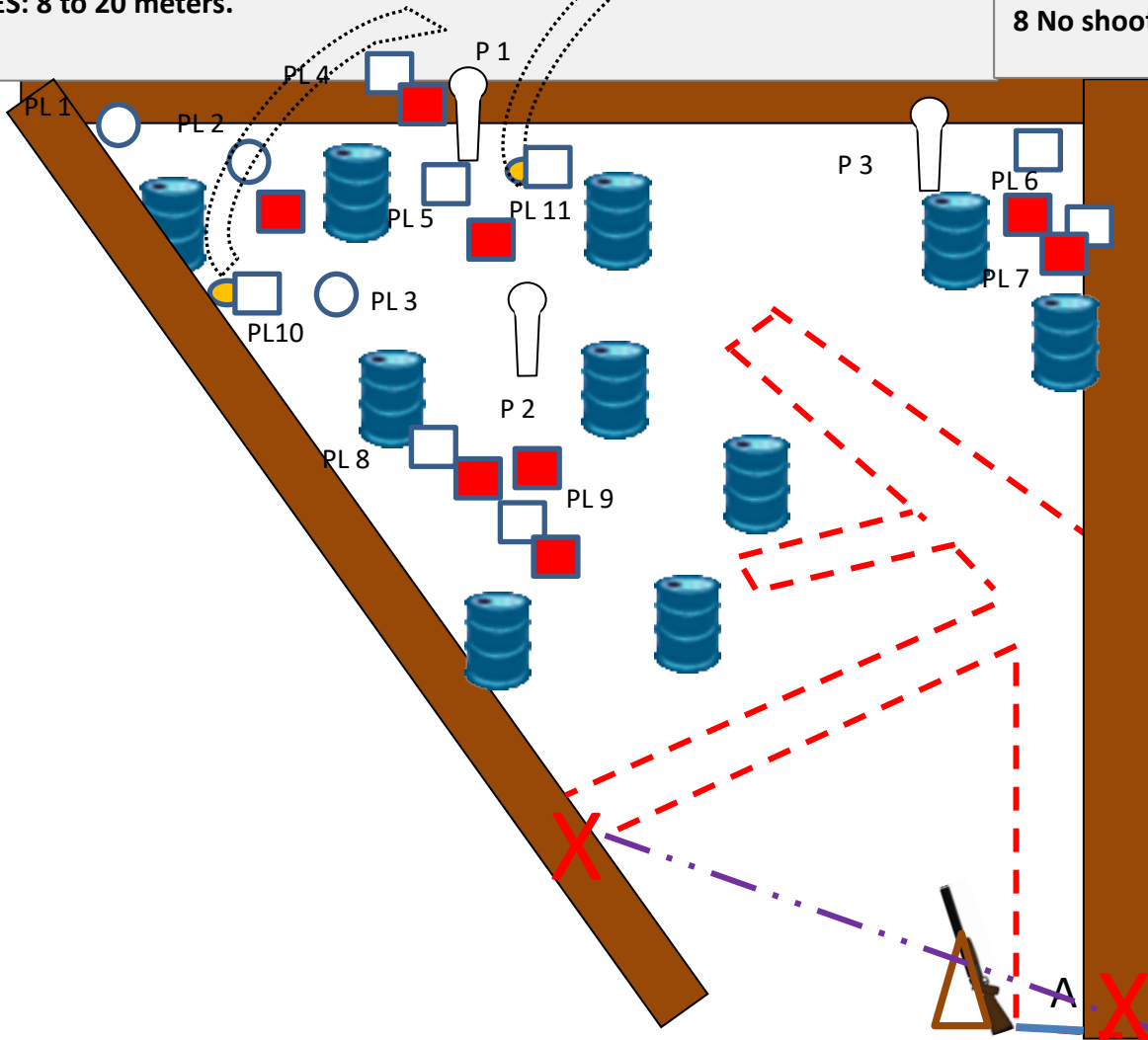
MINIMUM ROUNDS: 16 Bird Shot

SCORING: 90 points

TARGETS:

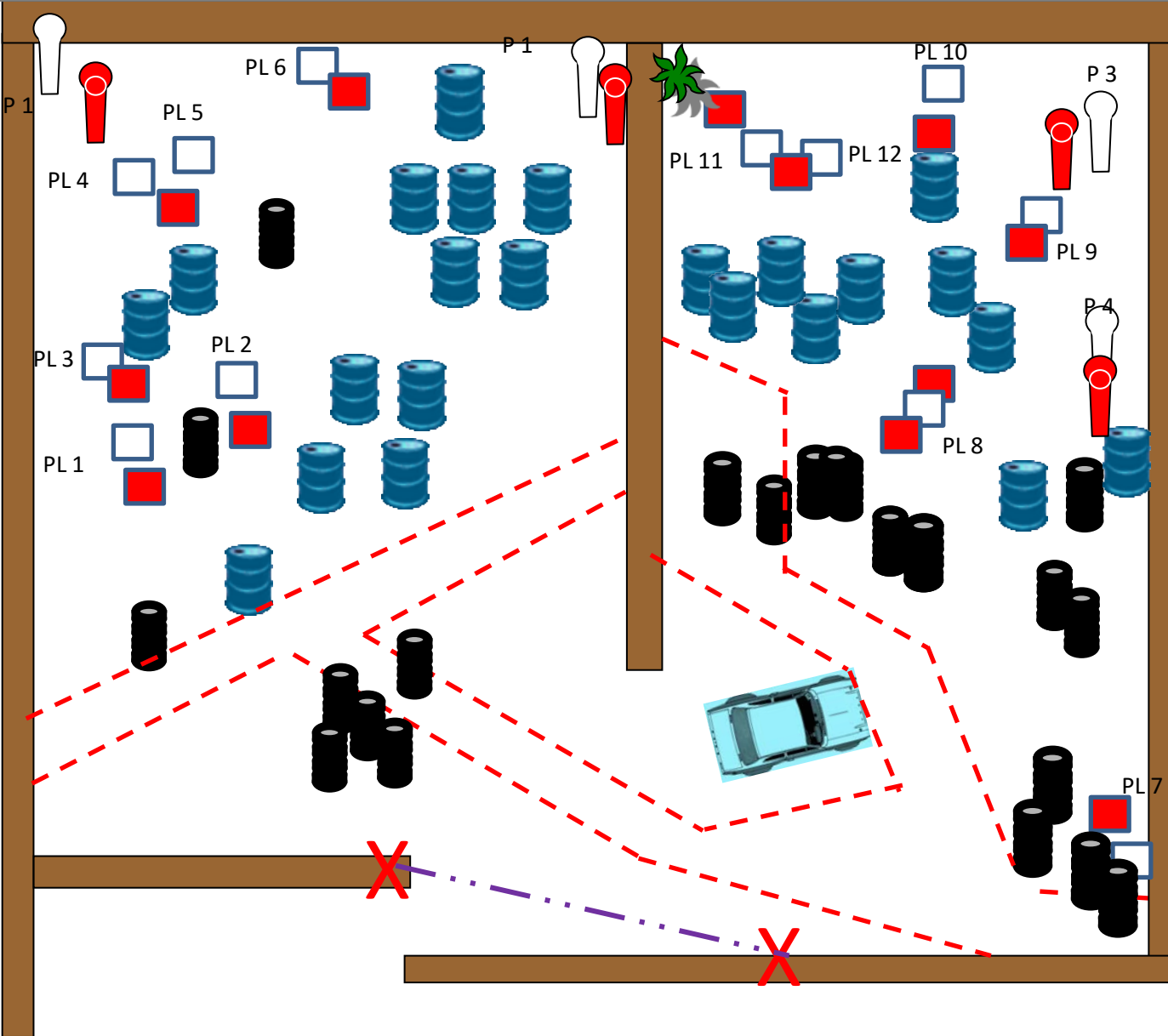
11 plates, 3 Poppers, 2 Frangible

8 No shoots



Shotgun Stage 2 - Range 2 – Medium Course – (The Zebras are Gone!)

START POSITION: Shooter starts any where in the demarcated area. Shotgun loaded option 1 and held in the ready position, facing down range.



STAGE PROCEDURE
 On audible start signal engage targets as they become visible, whilst remaining in the demarcated area. Safety angle is between flags X to X.

DISTANCES: 8 to 25 m

MINIMUM ROUNDS:
 16 Bird shot

SCORING: 80 points
 4 Poppers
 12 Plates
 16 No shoots





Shotgun Stage 3 - Range 3 – Medium Course (Make the Balls Count)

START POSITION: Shooter starts with one heel touching A, shotgun is held in both hands, loaded option 1, barrel parallel to the ground, facing down range.

STAGE PROCEDURE

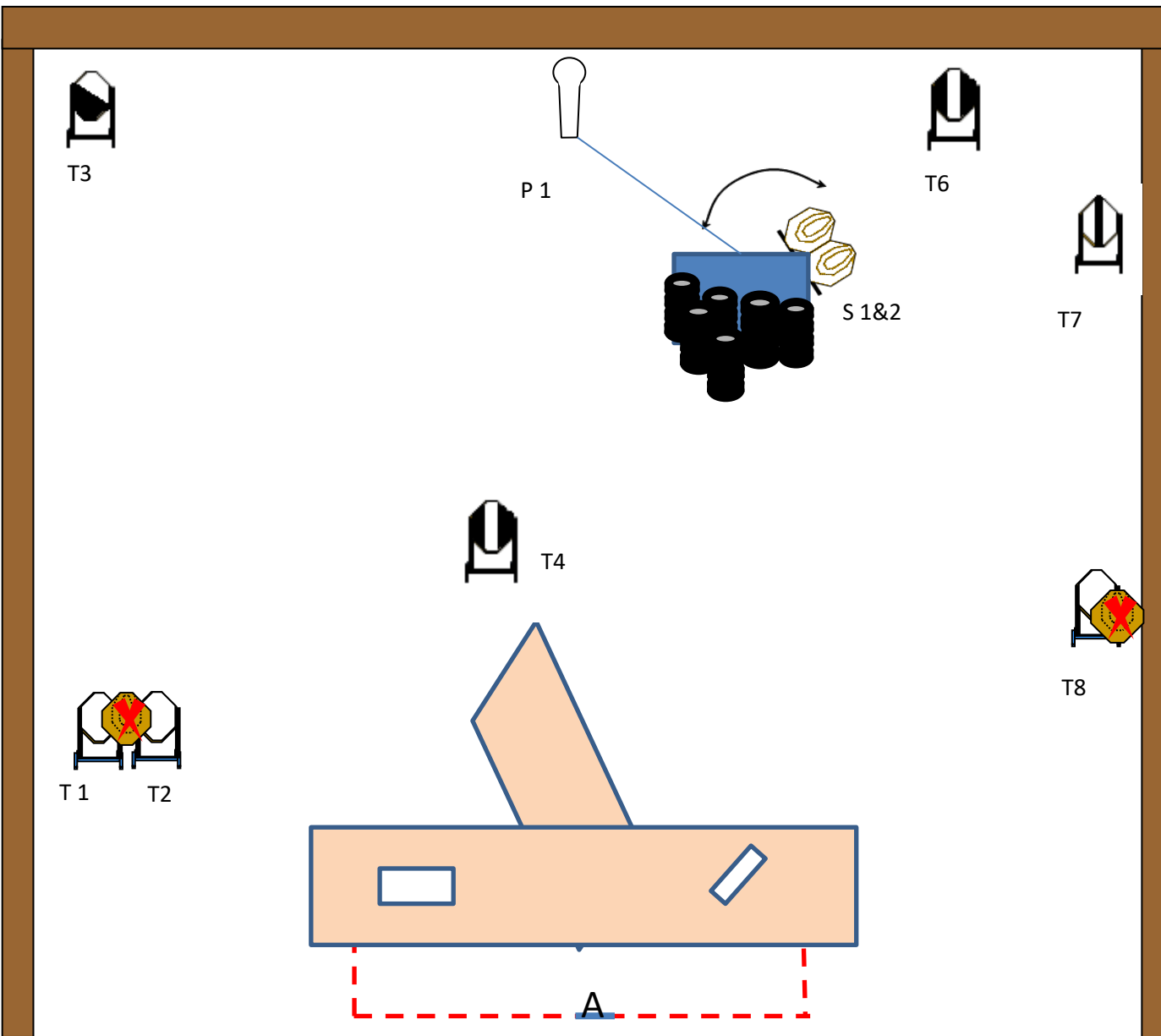
On audible start signal engage targets as they become visible, whilst remaining in the demarcated area.

Popper 1 will activate the swinger, which will remain visible and which will carry drop shot penalties.

DISTANCES: 8 to 25 m

MINIMUM ROUNDS:
10 Buck Shot (9 ball max)

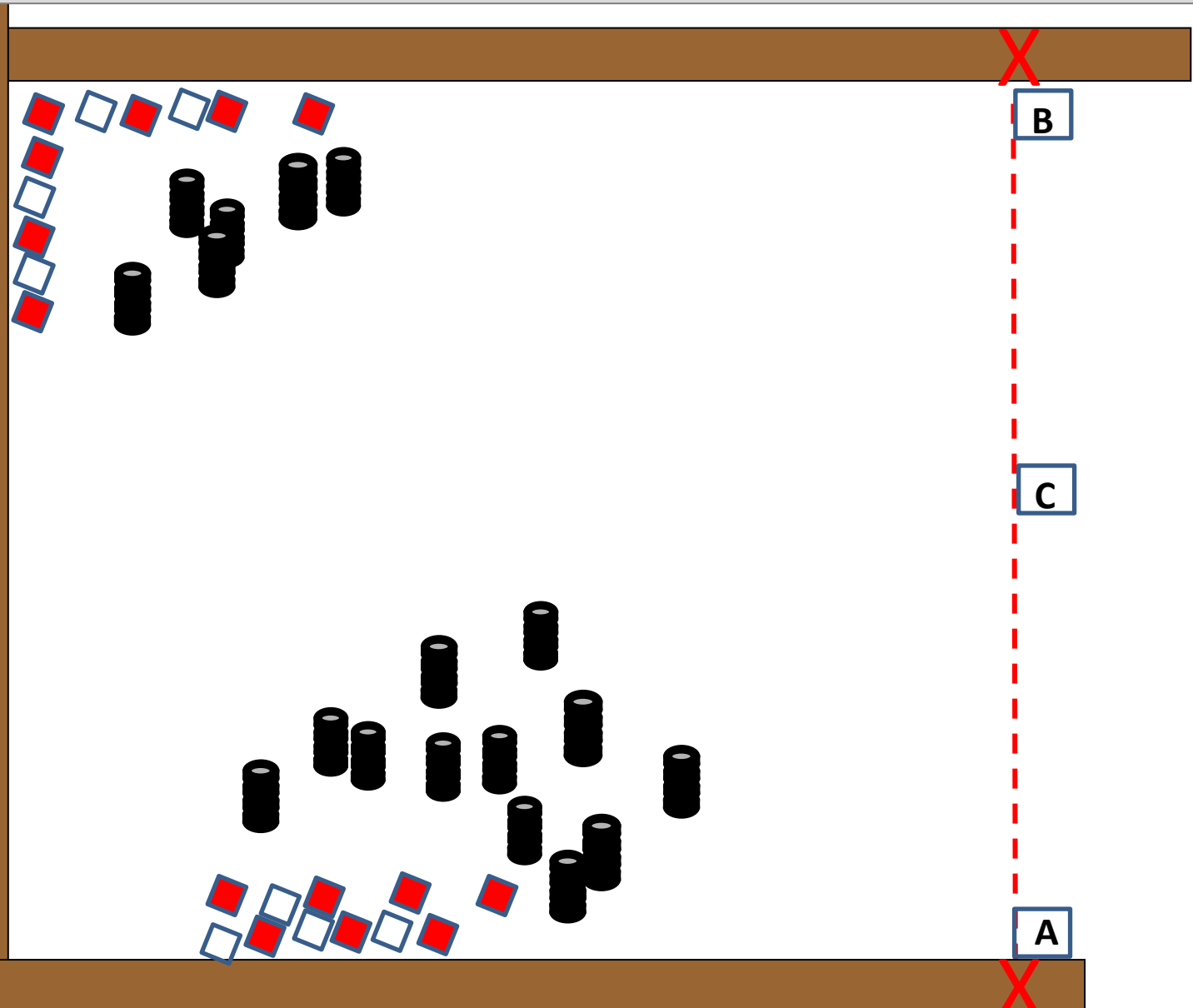
SCORING: 180 points
7 IPSC Targets
2 IPSC swinging Targets
1 Popper
2 shoot targets





Shotgun Stage 4 - Range 4 – Short Course – (Plates, not Paper)

START POSITION: Shooter starts in Box C, shotgun loaded option 3, held in the ready condition.



STAGE PROCEDURE
On audible start signal engage targets as they become visible, from Box A, Box B and Box C. Safety angle is between flags X to X.

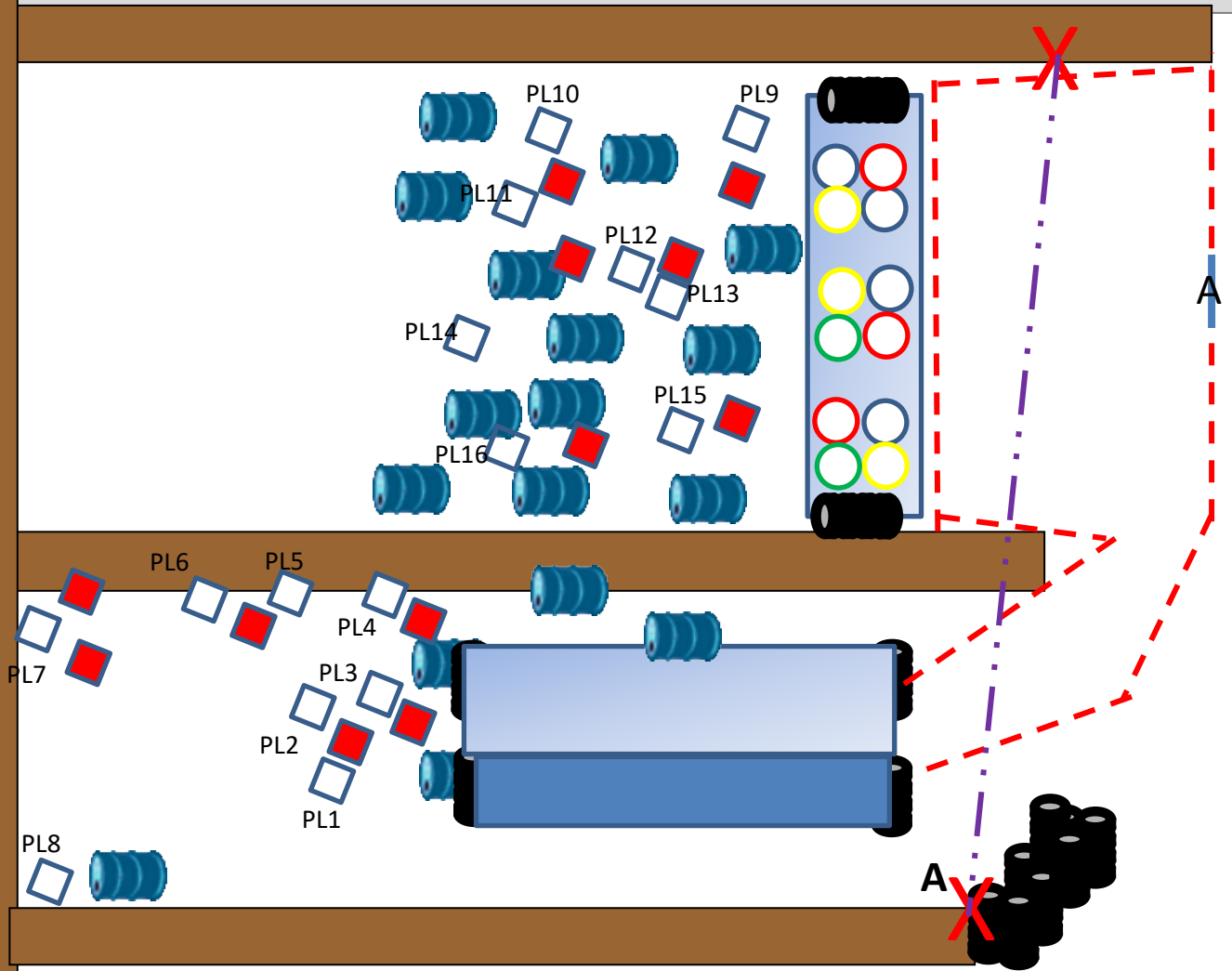
DISTANCES: 15 to 20 m

MINIMUM ROUNDS:
8 Bird shot

SCORING: 40 points
8 Plates
14 no shoot targets.

Shotgun Stage 5 - Range 5 & 6 – Medium – (Which hole is Mine?)

START POSITION: Shooter starts at A, both feet touching the marker as indicated.
Shotgun loaded option 1 and held in the ready position



STAGE PROCEDURE

On audible start signal engage targets as they become visible, whilst remaining in the demarcated area. Safety angle is between flags X to X.

DISTANCES: 12 to 30 m

MINIMUM ROUNDS:
16 Bird Shot

SCORING: 80 points
16 Plates
12 no shoot targets

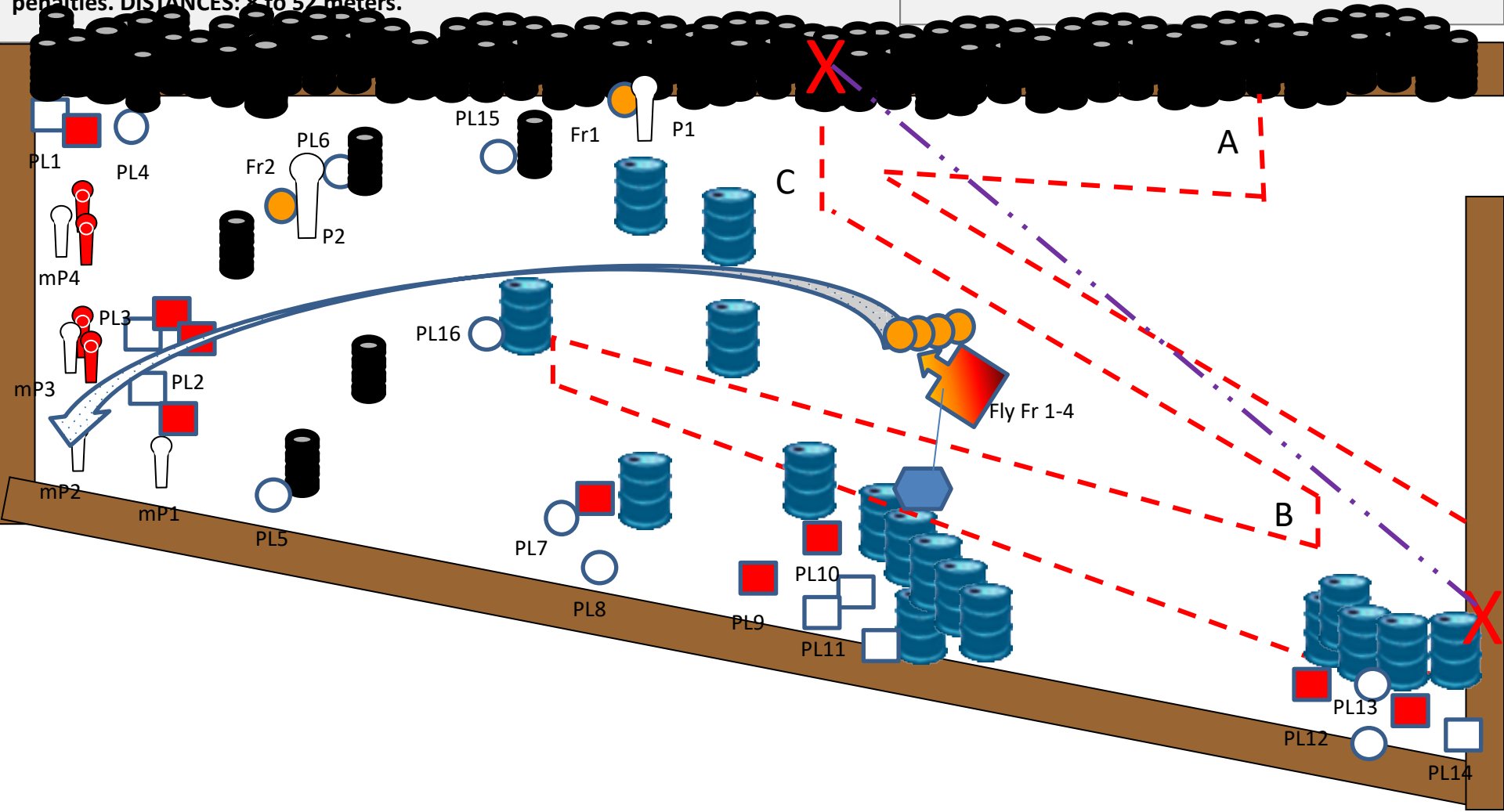


Shotgun Stage 6 – Range 7 – Long Course (A bit closer this time)

START POSITION: Shooter stares at A, facing down range, shotgun loaded option 1 and held ain both hands.
The Basket is at position B.

STAGE PROCEDURE : On audible start signal engage targets whilst remaining in the demarcated area. Standing on the bear trap, launch flying clays, each flying clay carries double points for a hit, but do not carry drop shot penalties. The Basket is to be delivered to position C before the last shot if fired. Safety angle is between flags X to X. The four flying frangibles are high scoring targets and do not carry drop shot penalties. **DISTANCES:** 8 to 52 meters.

MINIMUM ROUNDS: 28 Bird Shot
SCORING: 32 points
TARGETS: 4 mini IPSC Poppers, 2 Poppers, 16 Plates, two frangies and 4 flying frangies and 13 no shoot targets.



Shotgun Stage 7 – Range 8 – Long Course (A new Perspective)

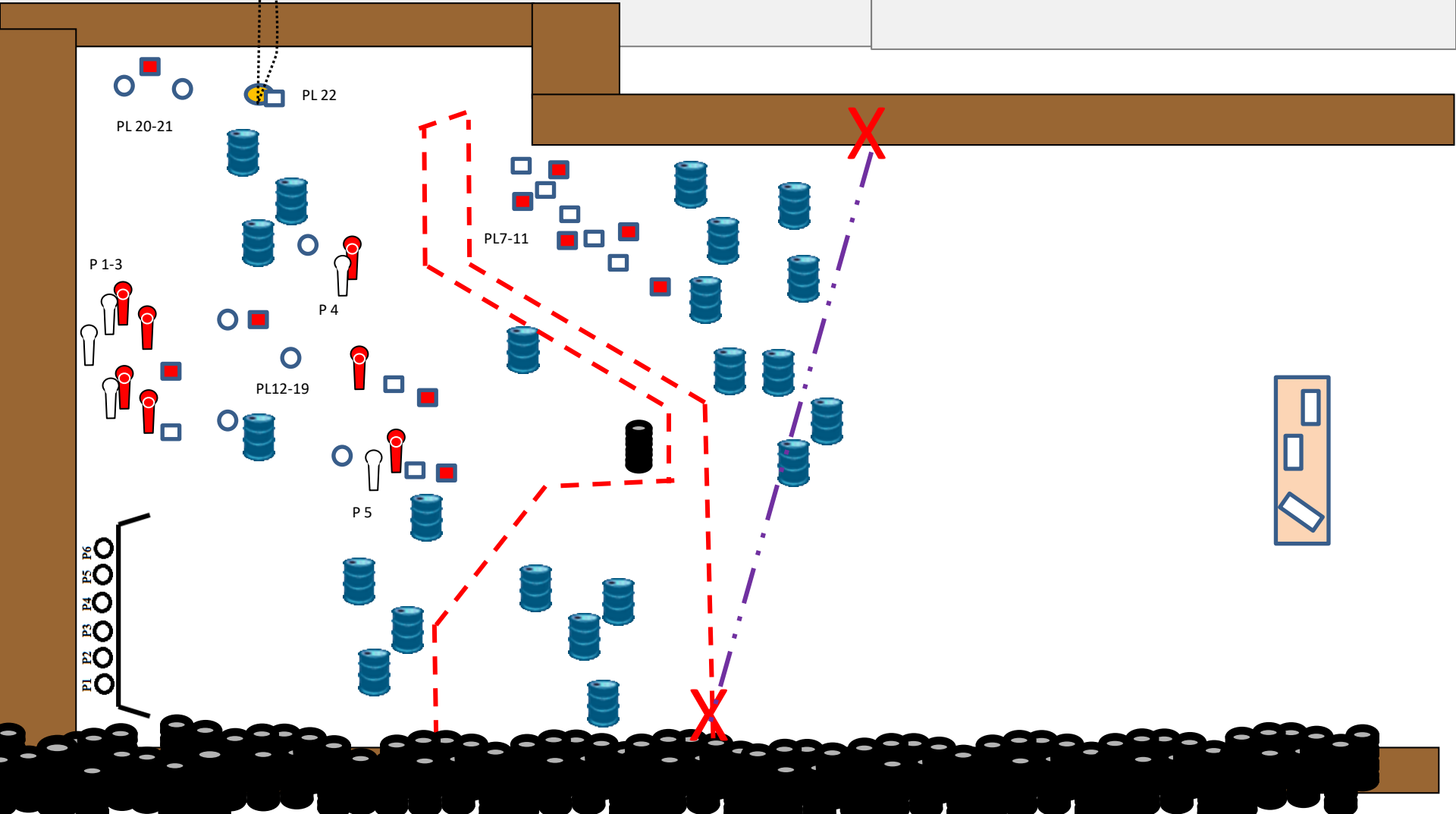


START POSITION: Shooter starts anywhere in the demarcated area, shotgun loaded option 1, and held in the ready position.

STAGE PROCEDURE : On audible start signal engage targets whilst remaining in the demarcated area.

DISTANCES: 8 to 30 meters. Popper 6 launches a flying frangy, which scores double and does not carry drop shot penalties. Safety angle is between flags X to X.

MINIMUM ROUNDS: 28 Bird shot
SCORING: 145 points
TARGETS: 22 Plates, 5 IPSC Poppers, 1 Frangible, a number of No shoot targets,



Shotgun Stage 8 – Range 9 – Short Course (Popper Array Close Up)



START POSITION: Shooter starts sitting in the guard house, shotgun on his lap, barrel facing down range, loaded option 3.

STAGE PROCEDURE

On audible start signal engage targets whilst remaining in the demarcated area.

Safety Angle is marked by flags X to X.

DISTANCES: 10 to 20 meters.

MINIMUM ROUNDS: 8

SCORING: 40 points

TARGETS:

8 Poppers and

10 no shoot poppers

