

MPSA Closed championship 11 Nov 2017



RANGE	NAME	MIN.ROUNDS	POSSIBLE POINTS	STAGE %
1	HG stage 1	19	95	18%
2	HG stage 2	22	110	20%
3	HG stage 3	18	90	17%
4	HG stage 4	12	60	11%
5	HG stage 5	9	45	8%
6	HG stage 6	28	140	26%
	TOTAL	108	540	100%

- VENUE: Ngodwana Shooting Range
- DATE: 11th Nov 2017
- REGISTRATION: 07H30 to 08H15
- MPSA AGM: 08h30 to 09h00
- RO BRIEFING: 08H00 to 08H30
- START : 09h30
- ENTRY FEE: Members R200
- REFRESHMENTS ON SALE

Sportsman Like Behavior – Work Together!

- Remain with your detail throughout the shoot.
- Help patch, score and pick up poppers and plates, every stage.
- Help others with collection of “Doppies” after every shoot.
- Sign your score sheet at the end of the stage. Vanishing shooters get ZERO score.



RULES

- The competition will be run according to the current IPSC rules.
- The wearing of eye and ear protection will be required during all stages of the match for participants and spectators
- No testing of the range equipment will be allowed prior to or during the match
- Additional no shoots or barricades may be added to stages to enhance safety of all competitors and spectators
- No bagging, un-bagging or indexing will be allowed on the range, to be done in the safety area or under supervision of the range officer on the line.
- No Ammo permitted in safety areas

Note to Shooters / Spectators

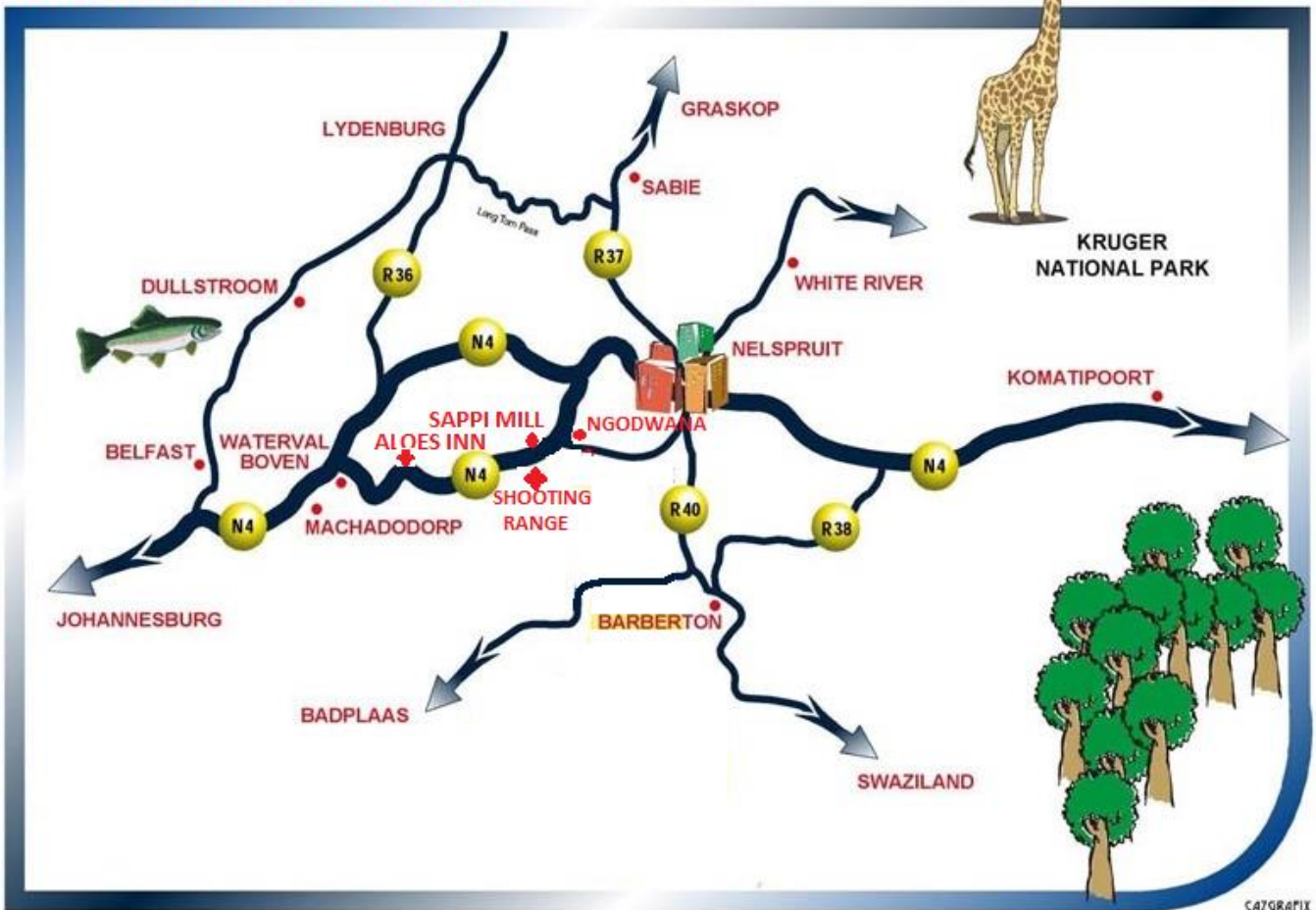
Vehicle Access on to the range is restricted.

No parking on the range please.

For your own safety, strictly no climbing on or over walled barricades.

MATCH DIRECTOR: A.T. Olivier
RANGE MASTER: D.W. McAllister
CRO: Johan De Beer
ARBITRATORS: Three delegates to be appointed by Match Director as and when required

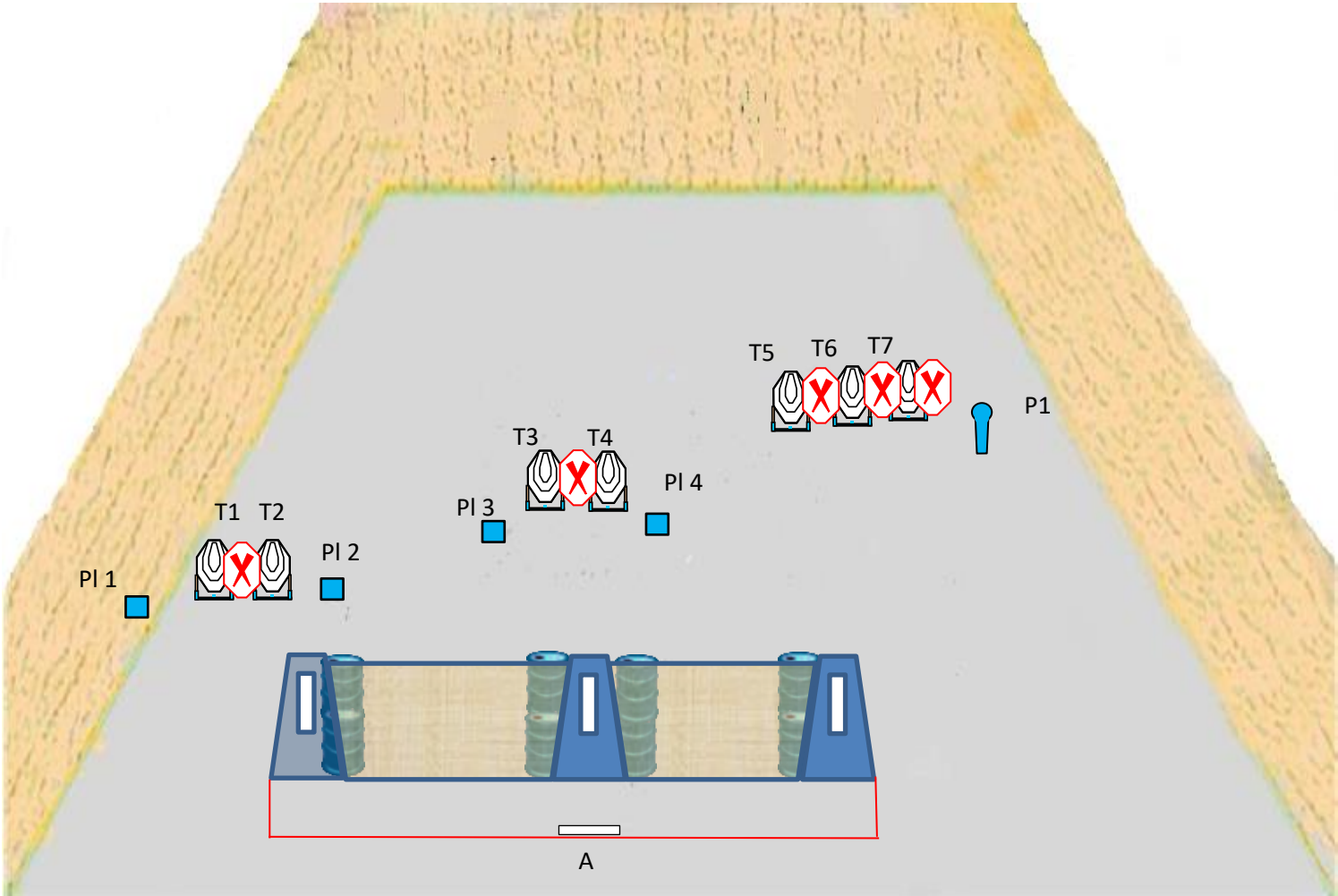
MAP TO NGODWANA SHOOTING RANGE



Map to Ngodwana Shooting Range

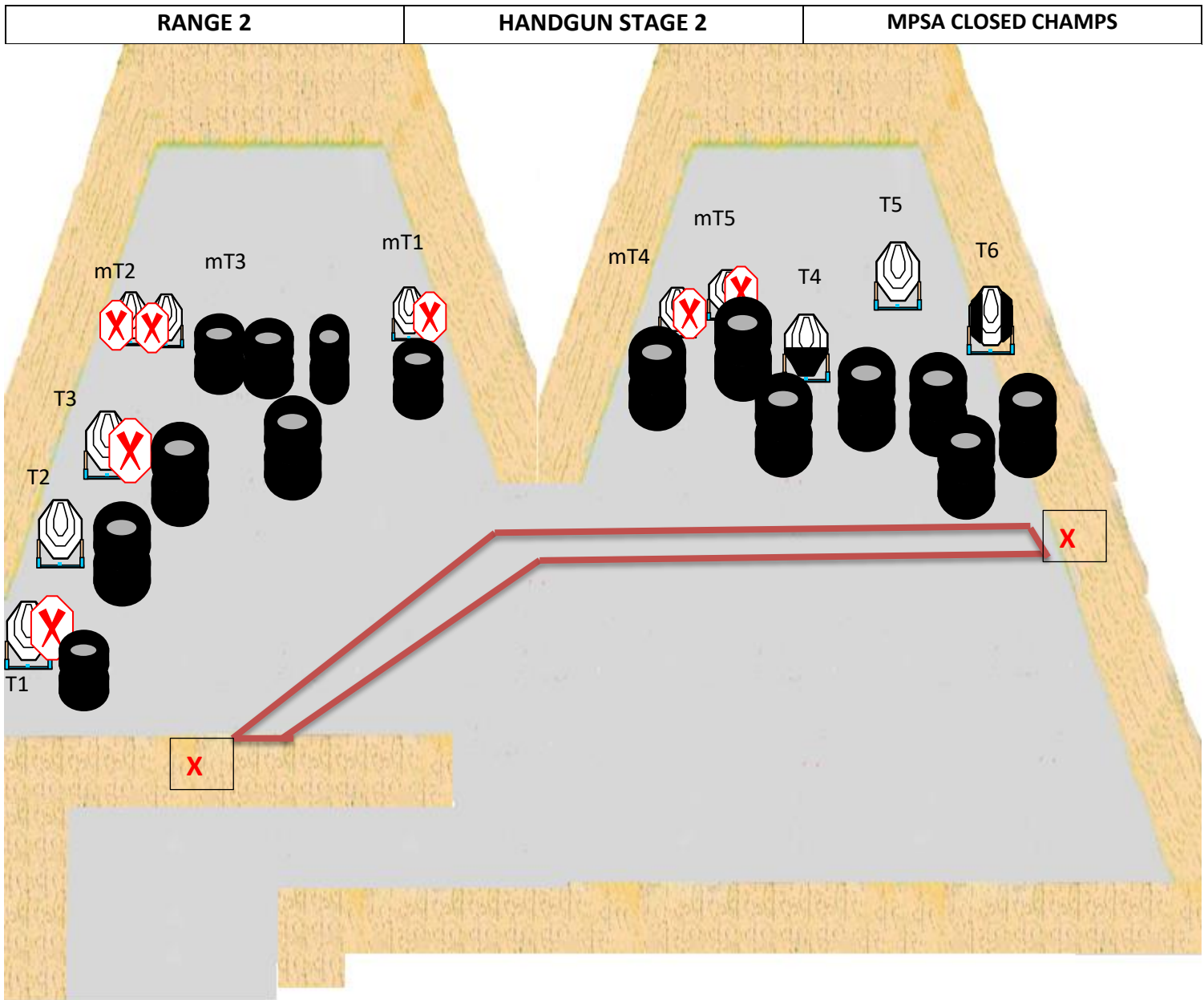



























Stage Briefing

Type	Medium course			7					
Number of rounds to be scored		19							
Max points		95				1		4	
Distance		5-15m							
Start	Audible signal		5						
	Ready condition Firearm loaded and holstered								
Procedure	Competitor starts with both heels touching branding at A. Hands at sides. On signal engage all targets from the designated area. Note: Please warn shooters of the danger of sweeping when opening doors.								
Safety angle	180°, Backstop height in elevation								



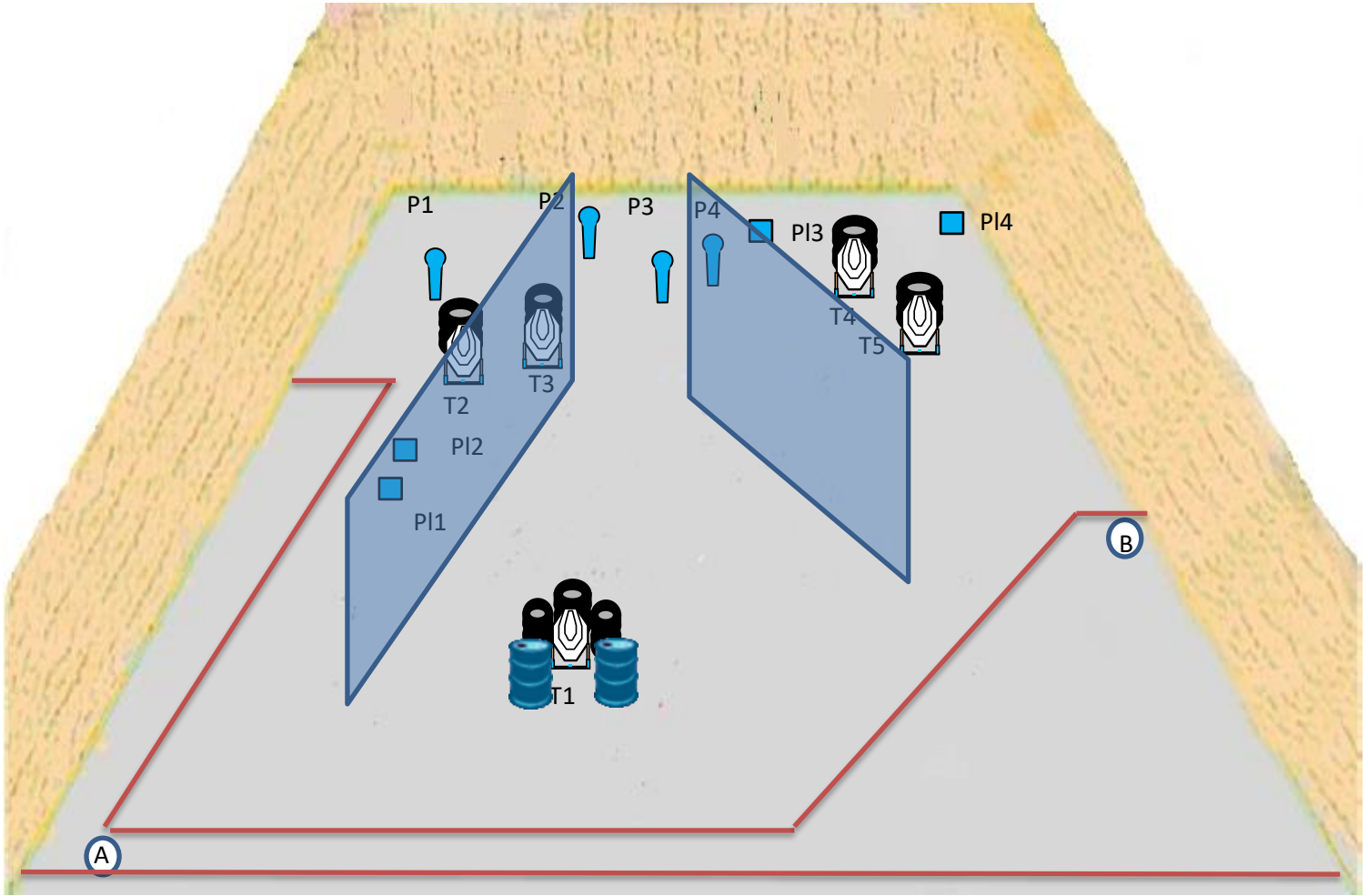
Stage Briefing

Type	Medium course			6		5				
Number of rounds to be scored		22								
Max points		110								
Distance		5-15m								
Start	Audible signal			2		5				
	Ready condition Firearm loaded chamber empty and holstered									
Procedure	Competitor starts anywhere in demarcated area facing downrange hands at sides. On signal engage all targets from the designated area.									
Safety angle	Safety angle is between X and X. This is a 270° range									

RANGE 3

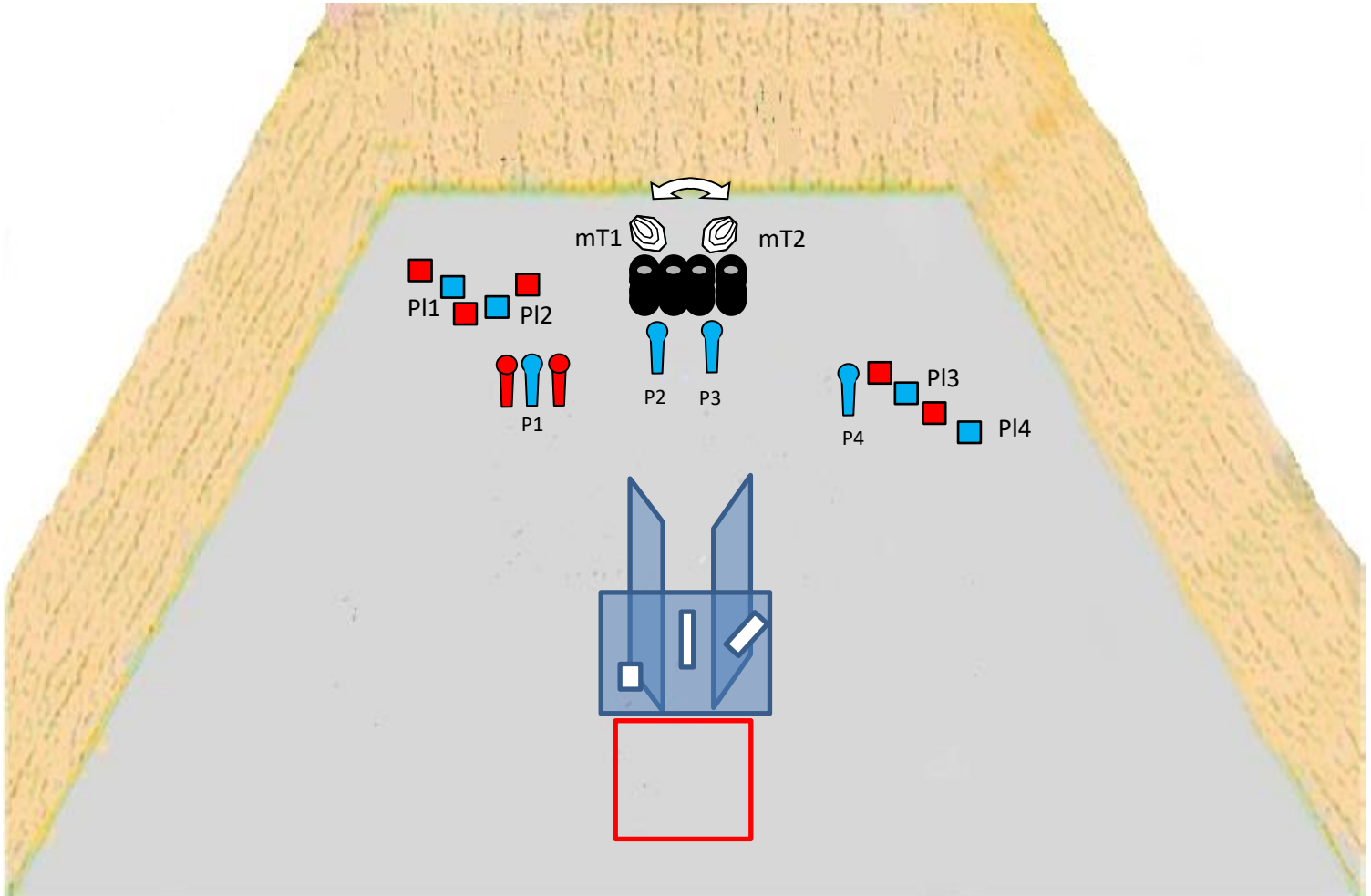
HANDGUN STAGE 3

MPSA CLOSED CHAMPS






















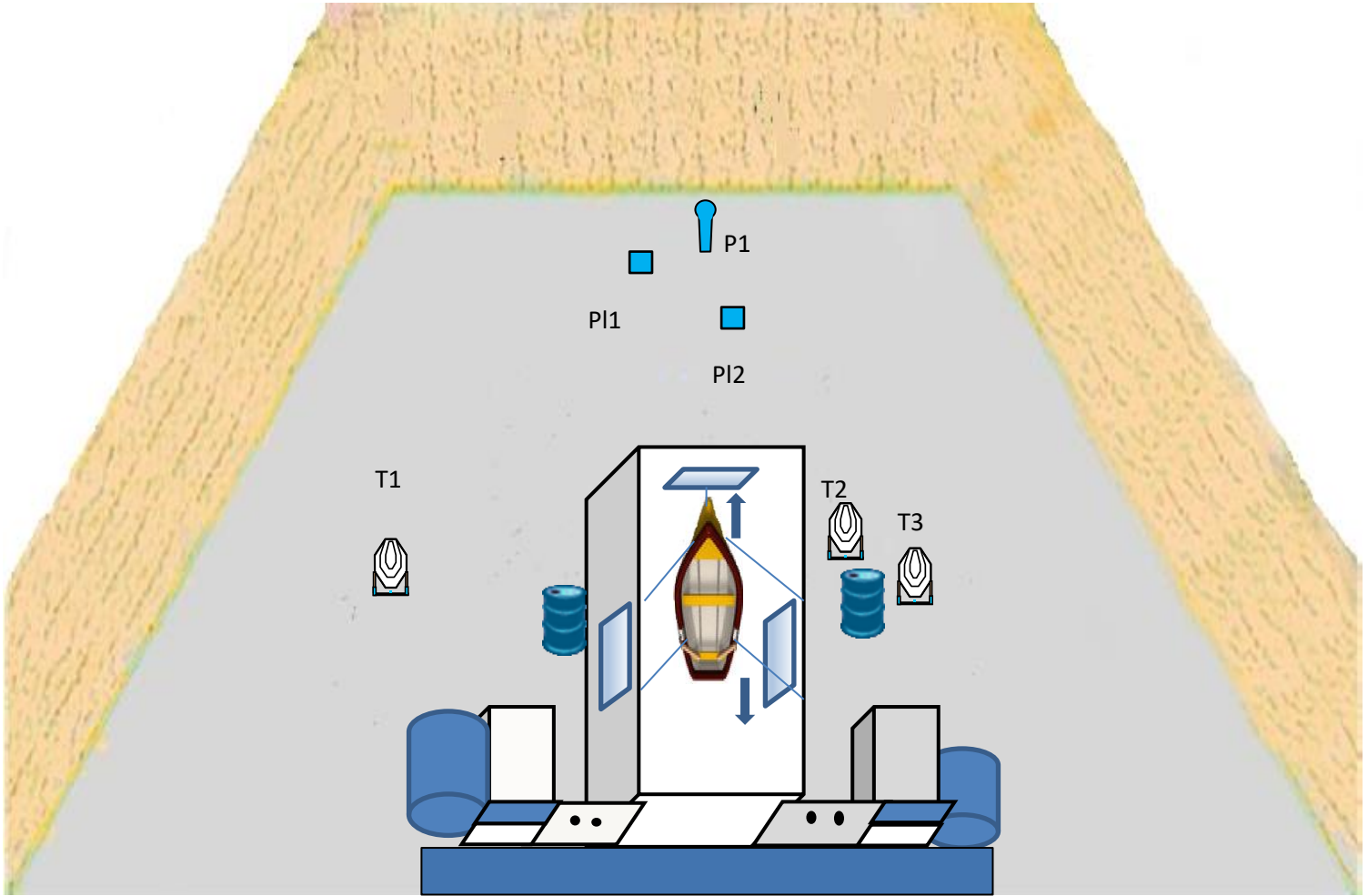
Stage Briefing

Type	Medium course			5					
Number of rounds to be scored	18								
Max points	90			4		4			
Distance	5-15m								
Start	Audible signal								
	Ready condition Firearm loaded and holstered								
Procedure	Competitor starts hands at sides with one heel on A or B. On signal engage targets from the designated area.								
Safety angle	180°, Backstop height in elevation								



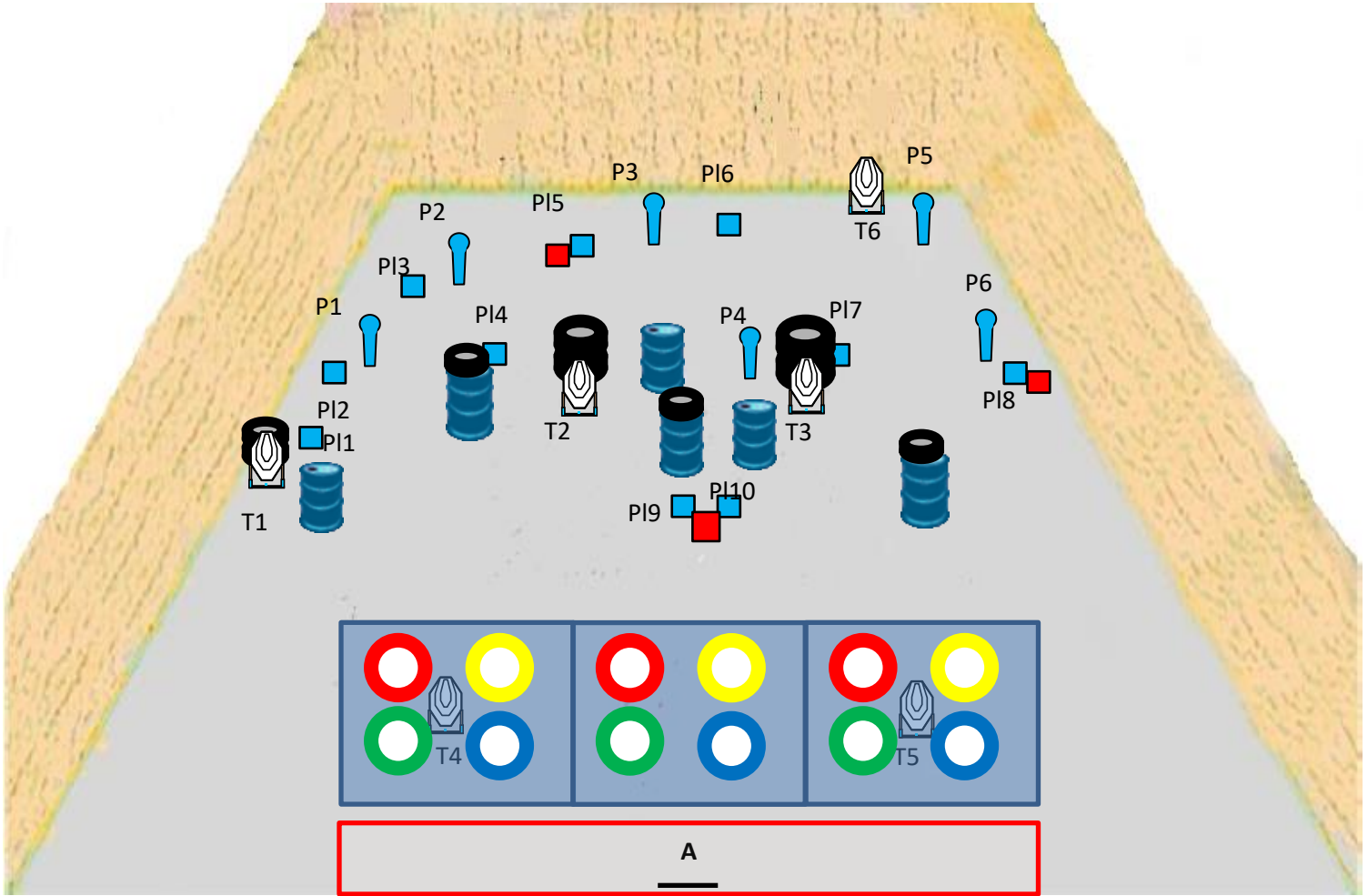
Stage Briefing

Type	Medium course				2				
Number of rounds to be scored	12								
Max points	60			4		4			
Distance	10-20m								
Start	Audible signal								
									
	Ready condition Firearm loaded and holstered			2		5			
Procedure	Competitor starts hands at sides. On signal engage targets from the designated area.								
Safety angle	180°, Backstop height in elevation								



Stage Briefing

Type	Short course			4					
Number of rounds to be scored		9							
Max points		45		1			2		
Distance		5-12m							
Start	Audible signal								
	Ready condition Firearm loaded Chamber empty								
Procedure	Competitor starts sitting in the canoe with hands on the demarcated areas on the sides. Handgun is placed in the box, muzzle pointing down-range. On the signal shoot all targets whilst sitting in the canoe. Popper will release the canoe causing it to swing forwards and back. All targets remains visible and will carry drop shot penalties. Note T1,2,3 are not visible at start.								
Safety angle	180°, Backstop height in elevation								



Stage Briefing

Type	Long course			6					
Number of rounds to be scored		28							
Max points		140			6		10		
Distance		5-15m							
Start	Audible signal								
	Ready condition								
	Firearm loaded and holstered						3		
Procedure	Competitor starts standing relaxed, with one heel touching A, hands at sides. On signal engage all targets from the designated area.								
Safety angle	180°, Backstop height in elevation								