

# **MPSA League 1**

**2 Feb 2019**

**TEKS Shooting Club  
TRICHARDT**

# TEKS SHOOTING CLUB

# STAGES

Stage	Range	Rounds
1	1	18
2	2	21
3	3	24
4	4	32
5	5	9
6	5	9
7	6	12
8	7	9
9	8	31
		165

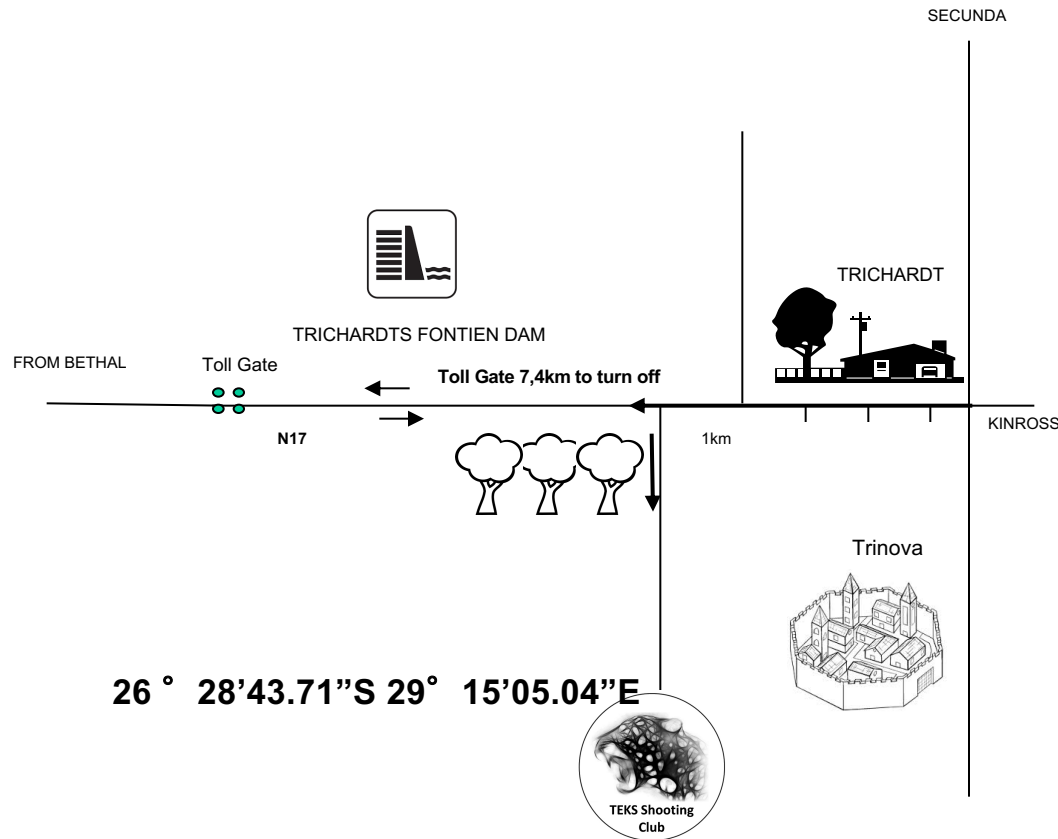
## RULES

- The competition will be run according to the current IPSC rules.
- The wearing of eye and ear protection will be required during all stages of the match for participants and spectators
- Additional non shoots or barricades may be added to stages to enhance safety of all competitors and spectators
- Registration takes place from 08:30 to 09:00
- The RO briefing starts at 08:30
- The shooting competition commences 9:30

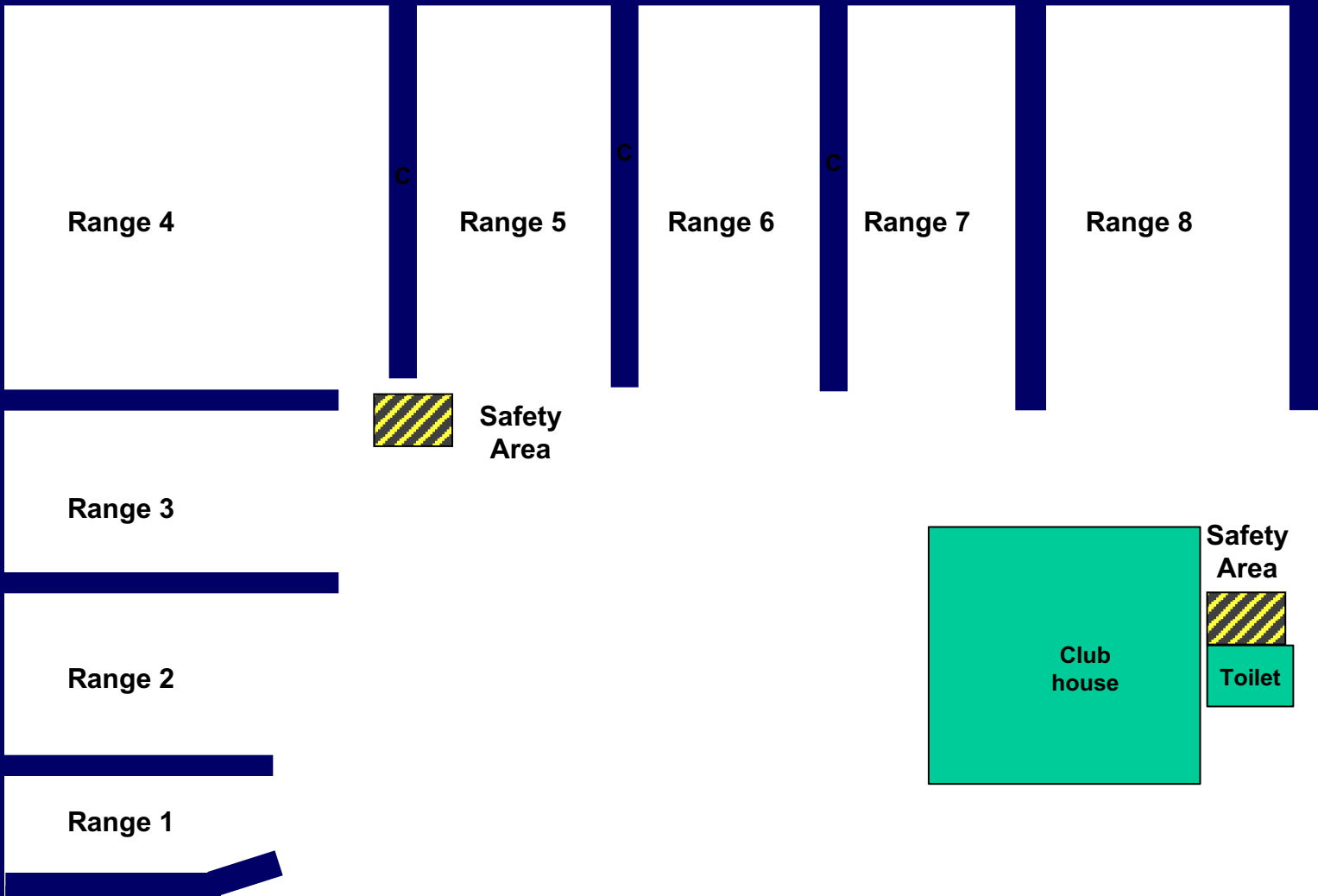
MATCH DIRECTOR: [Hendrik Engelbrecht]

ARBITRATORS: Will be appointed on the day

RM: [Johan De BEER]




# TEKS Shooting Range Layout










- T=IPSC target
- MT=IPSC mini target
- PL= IPSC plate
- P=IPSC popper
- MP=IPSC mini popper
- M=Mover
- Number on paper targets =placement of target or mover

Gate  
Parking Area  
(OUTSIDE RANGE AREA)



## RANGE OFFICER BRIEFING

						
18	3	2	Yes	6	0	2


**Stage 1 Range 1: Distance:** 4-15m

**Ready condition:.**

**Time starts:** Audible Signal.

**Start position:** *Start anywhere in demarcated area*

**Procedure:** On signal engage targets while remaining in the demarcated area.



## RANGE OFFICER BRIEFING

21	10	0	No	0	0	1

**Stage 2 Range 2:**

**Distance:** 3-12m

**Ready condition:** Magwell and chamber empty


**Time starts:** Audible Signal.

**Start position:** Hands raised above shoulders, heels touching X.








**Procedure:** On signal engage targets while remaining in the demarcated area.

P1 will activate M4 M4 will remain visible.

# Range 3



## RANGE OFFICER BRIEFING

						
24	11	0	Yes	0	0	2

**Stage 3 Range 3: Distance: 2-15m**


**Ready condition:**

**Time starts:** Audible Signal

**Start position:** Hands touching X as demonstrated

**Procedure:** On signal engage targets while remaining in the demarcated area.





## RANGE OFFICER BRIEFING

32	14	0	Yes	0	4	0

Stage 4 Range 4: Distance: 3-15m


Ready condition:

Time starts: Audible Signal








Start position: Start anywhere in demarcated area

Procedure: On signal engage targets while remaining in the demarcated area.

# Range 5



## RANGE OFFICER BRIEFING

						
<b>9</b>	<b>4</b>	<b>0</b>	<b>No</b>	<b>0</b>	<b>0</b>	<b>1</b>

**Stage 5 Range 5 Distance:** 5-12M

**Ready condition:**


**Time starts:** Audible Signal

**Start position:** Standing unsupported on the platform.

**Procedure:** On signal engage targets while remaining in the demarcated area (unsupported).



# Range 5



## RANGE OFFICER BRIEFING

**Stage 6 Range 5 Distance:** 5-12M

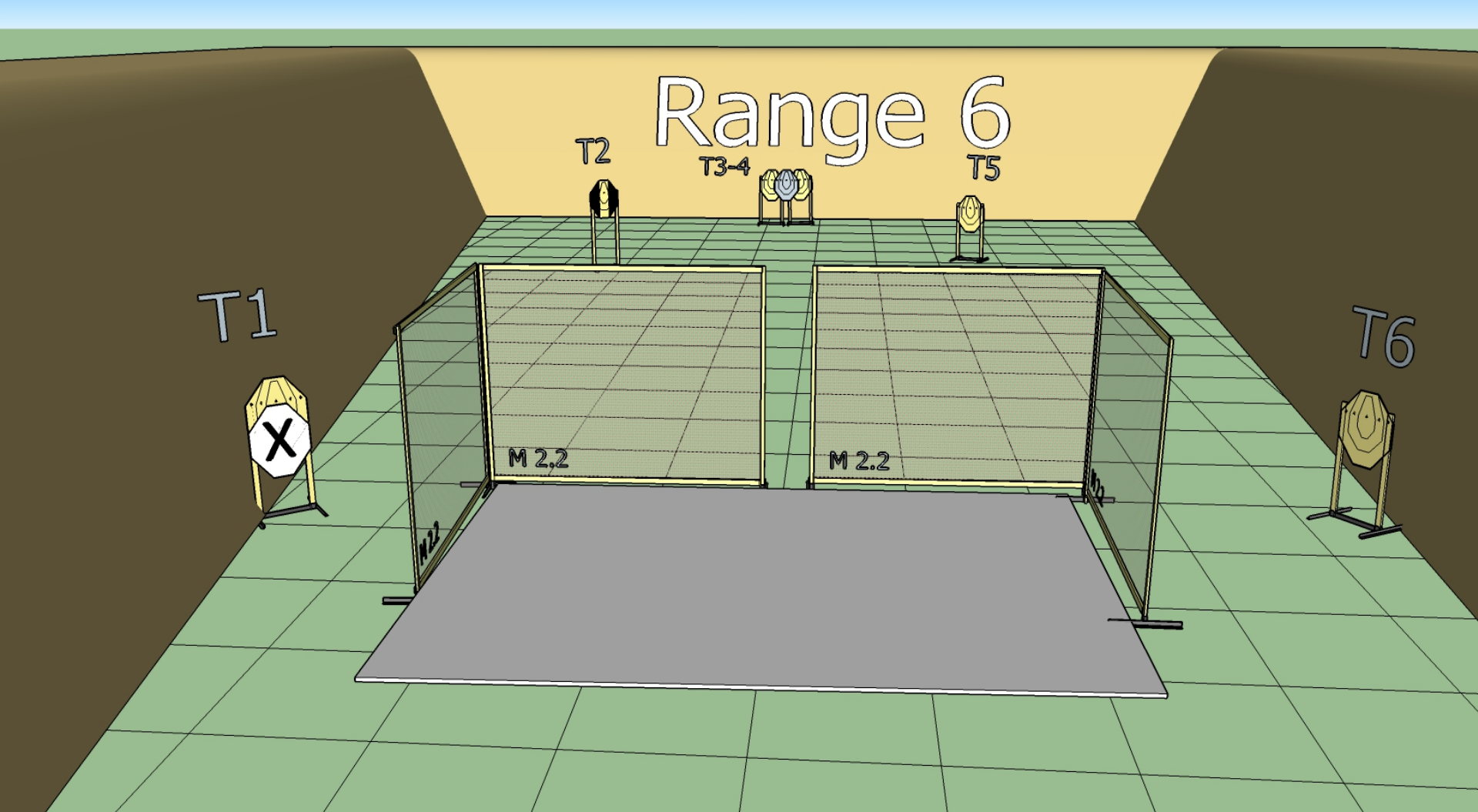
**Ready condition:**

**Time starts:** Audible Signal

**Start position:** Standing unsupported on the platform.

**Procedure:** On signal engage targets while remaining in the demarcated area (unsupported) strong hand only.

<b>9</b>	<b>4</b>	<b>0</b>	<b>No</b>	<b>0</b>	<b>0</b>	<b>1</b>



### RANGE OFFICER BRIEFING



12



6



0



Yes



0



0



0

Stage 7 Range 6:


Distance: 3-15m

Ready condition:








Time starts: Audible Signal

Start position: Hands raised above shoulders

Procedure: On signal engage targets while remaining in the demarcated area.



## RANGE OFFICER BRIEFING

						
9	4	0	Yes	0	1	0

**Stage 8 Range 7:**


**Distance:** 4-10M

**Ready condition:** Firearm unloaded and placed on table with all magazine's to be used as demonstrated.

**Time starts:** Audible Signal

**Start position:** Hands raised above shoulders.

**Procedure:** On signal engage targets while remaining in the demarcated area.



## RANGE OFFICER BRIEFING

31	14	0	Yes	2	0	1

**Stage 9 Range 8: Distance:** 2-15m

**Ready condition:**

**Time starts:** Audible Signal

**Start position:** Start anywhere in demarcated area

**Procedure:** On signal engage targets while remaining in the demarcated area. P1 will activate PL1-2 they will remain visible.