

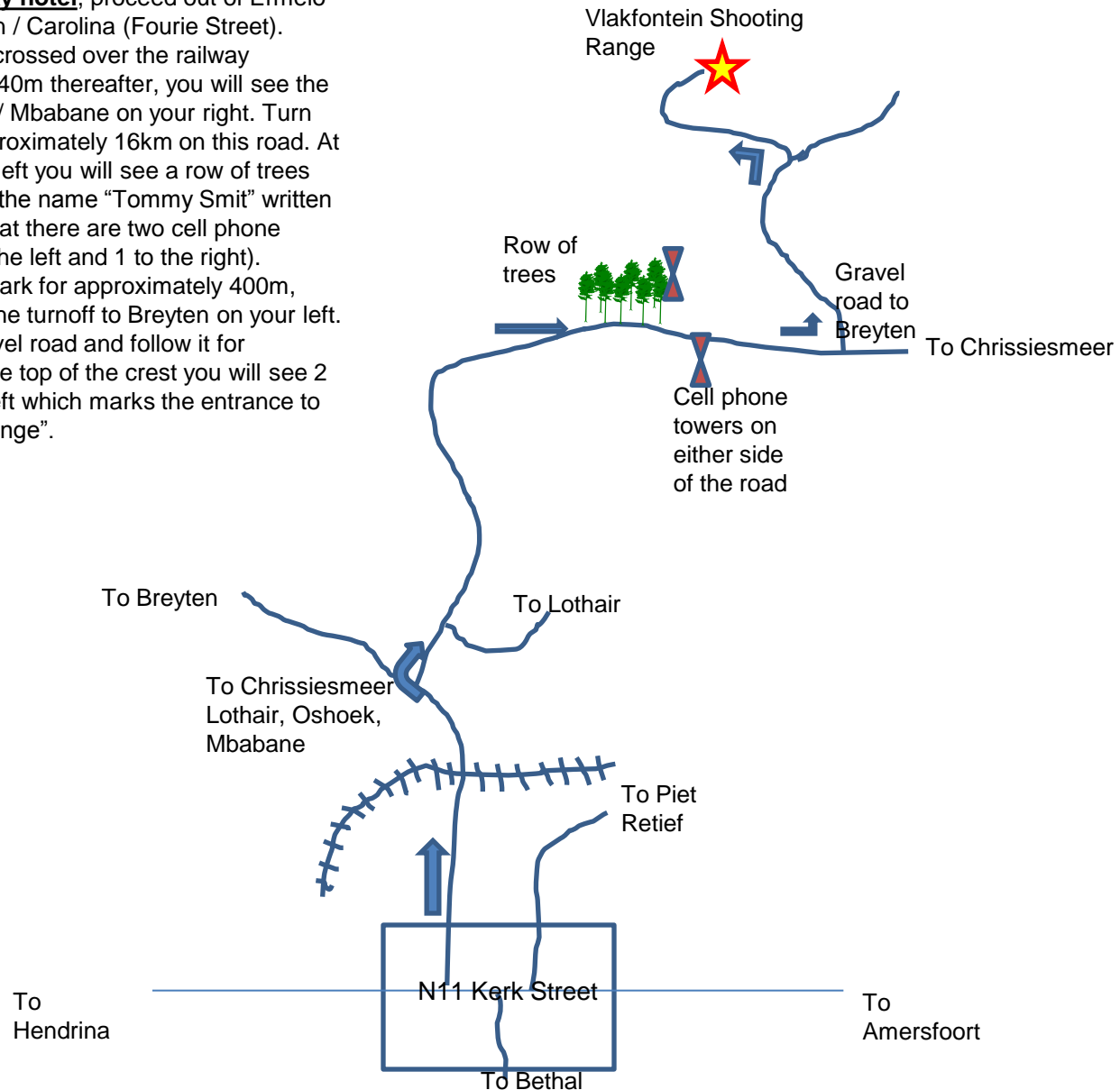
MPSA  
LEAGUE 2  
ERMELO  
6 APRIL 2019

VLAKFONTEIN  
SHOOTING RANGE

**v1**

## Directional map to Vlakfontein Shooting Range

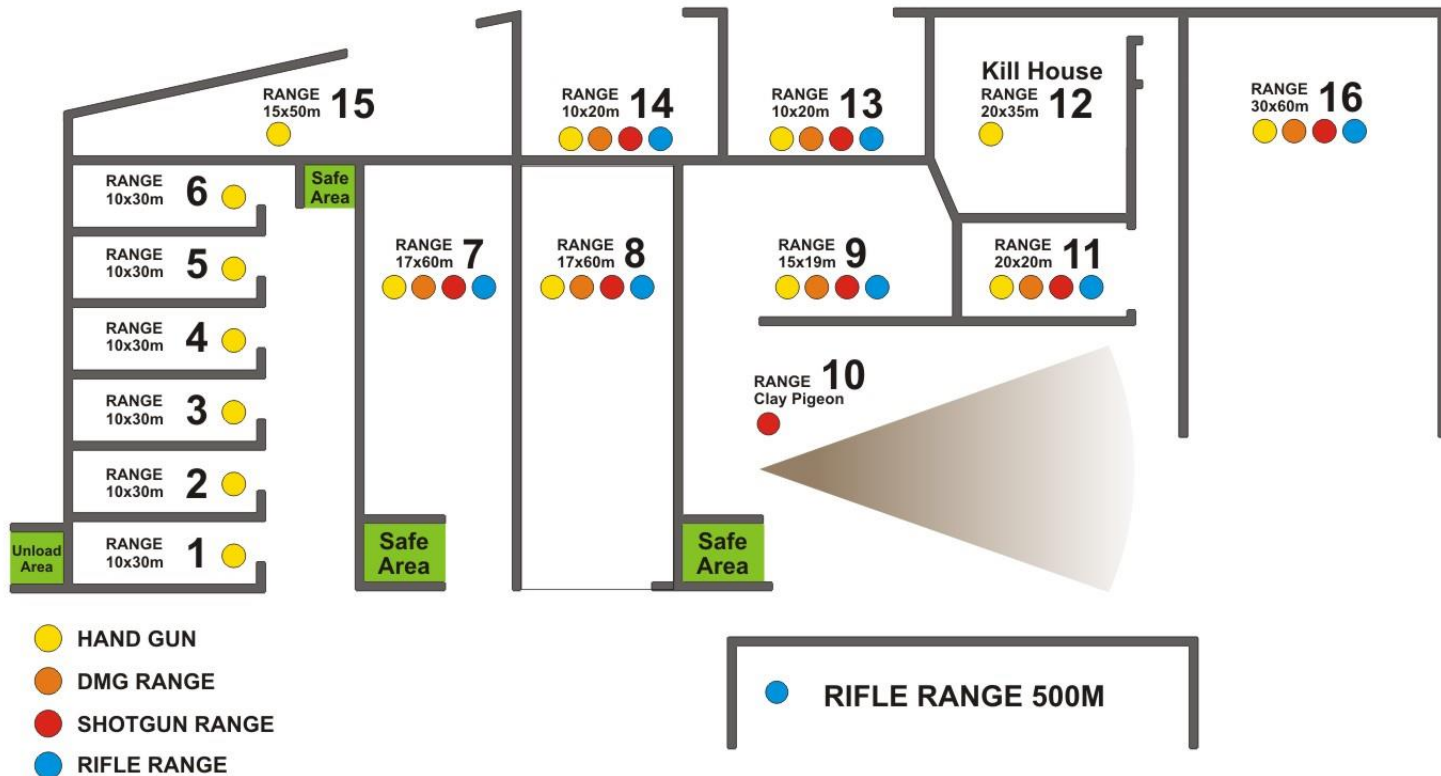
From Ermelo **African Sky hotel**, proceed out of Ermelo in the direction of Breyten / Carolina (Fourie Street). Continue until you have crossed over the railway crossing. Approximately 40m thereafter, you will see the turnoff to Chrissiesmeer / Mbabane on your right. Turn right here. Travel for approximately 16km on this road. At the crest of a hill to your left you will see a row of trees and two white walls with the name "Tommy Smit" written on it. You will also see that there are two cell phone towers at this spot (1 to the left and 1 to the right). Proceed past this land mark for approximately 400m, where after you will get the turnoff to Breyten on your left. Turn left here on the gravel road and follow it for approximately 5km. At the top of the crest you will see 2 huge black tires on the left which marks the entrance to "Vlakfontein Shooting Range". Drive safely.





# VLAKFONTEIN SHOOTING RANGE

## RANGE LAYOUT



## STAGES

Stage	Range	Name	Length	Min Rounds
1	1	Stage 1	Short	9
2	3	Stage 2	Short	9
3	3	Stage 3	Short	9
4	5&6	Stage 4	Long	32
5	7	Stage 5	Medium	20
6	8	Stage 6	Long	25
7	9	Stage 7	Medium	16
8	11	Stage 8	Long	24
TOTAL ROUNDS				144

## RULES

- Competition run according to latest IPSC rules
- Wearing of eye and ear protection for all competitors and spectators is compulsory
- No testing of range equipment allowed prior to match
- No walking of ranges prior to commencement of match allowed
- Additional “no shoots” or barricades may be added to stages to enhance safety.
- No bagging, unbagging or indexing will be allowed on the line.
- Registration** take place from **07:30 to 08:30**.
- The **RO briefing** starts at **08:00**.
- The **shooting** competition **commence** at **08:30**

•**MATCH DIRECTOR:** { Hennie Koch }

•**CHIEF RO:** { Johan De Beer }

•**ARBITRATORS:** { Three delegates to be appointed by Match Director as and when required. }

# RANGE OFFICER BRIEFING

## Stage 1

						
9	4	-	Yes	1	-	-

**Distance:** 5 - 10m

**Start:** Audible signal

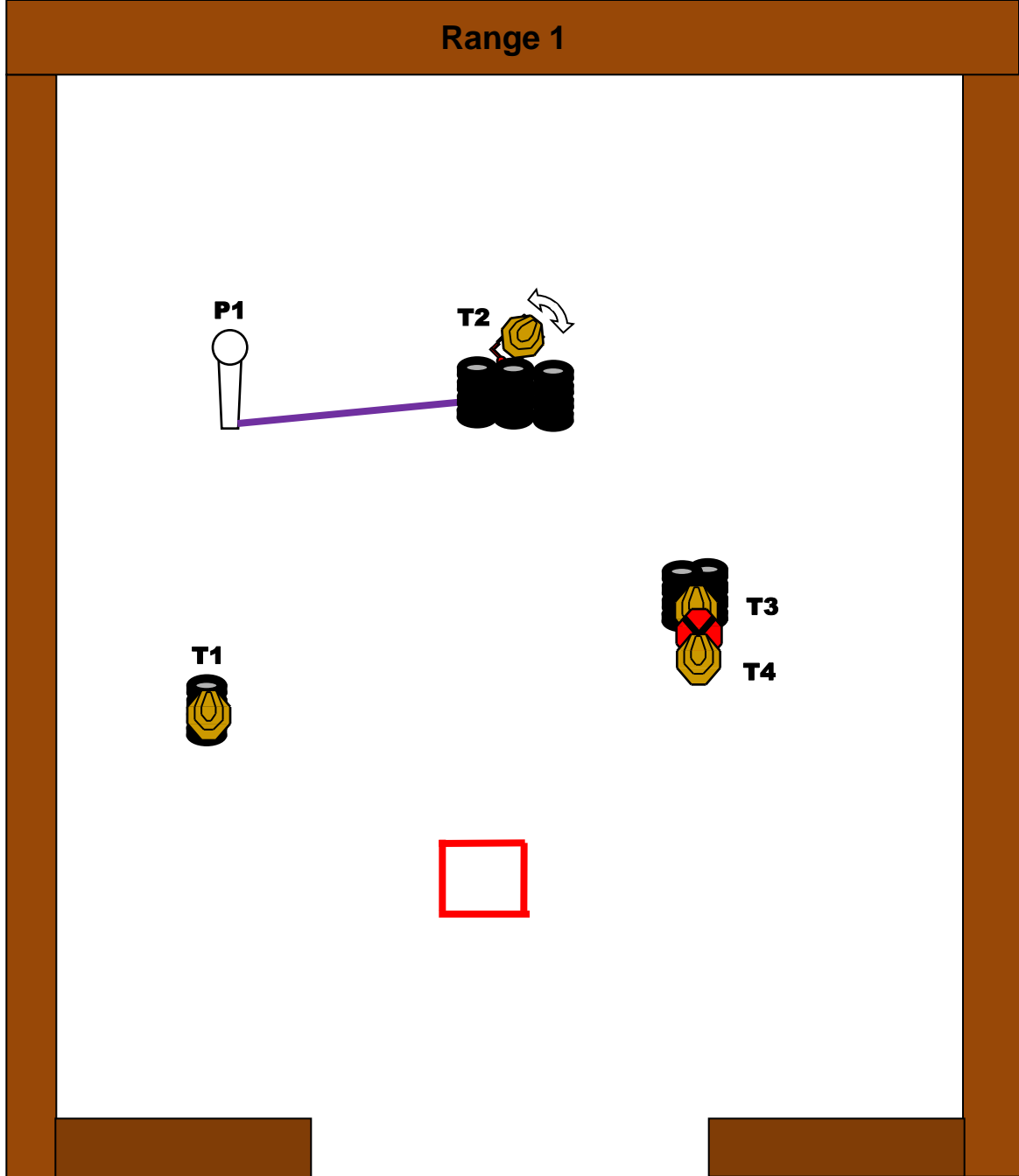
**Start position:** Competitor start anywhere in the demarcated area.

**Ready condition:**

**Procedure:** On signal engage targets while remaining in the demarcated area.








***P1 activates moving target T2 which remains visible.***

## Range 1



# RANGE OFFICER BRIEFING

## Stage 2

						
9	-	4	No	-	1	-

**Distance:** 2 -10m

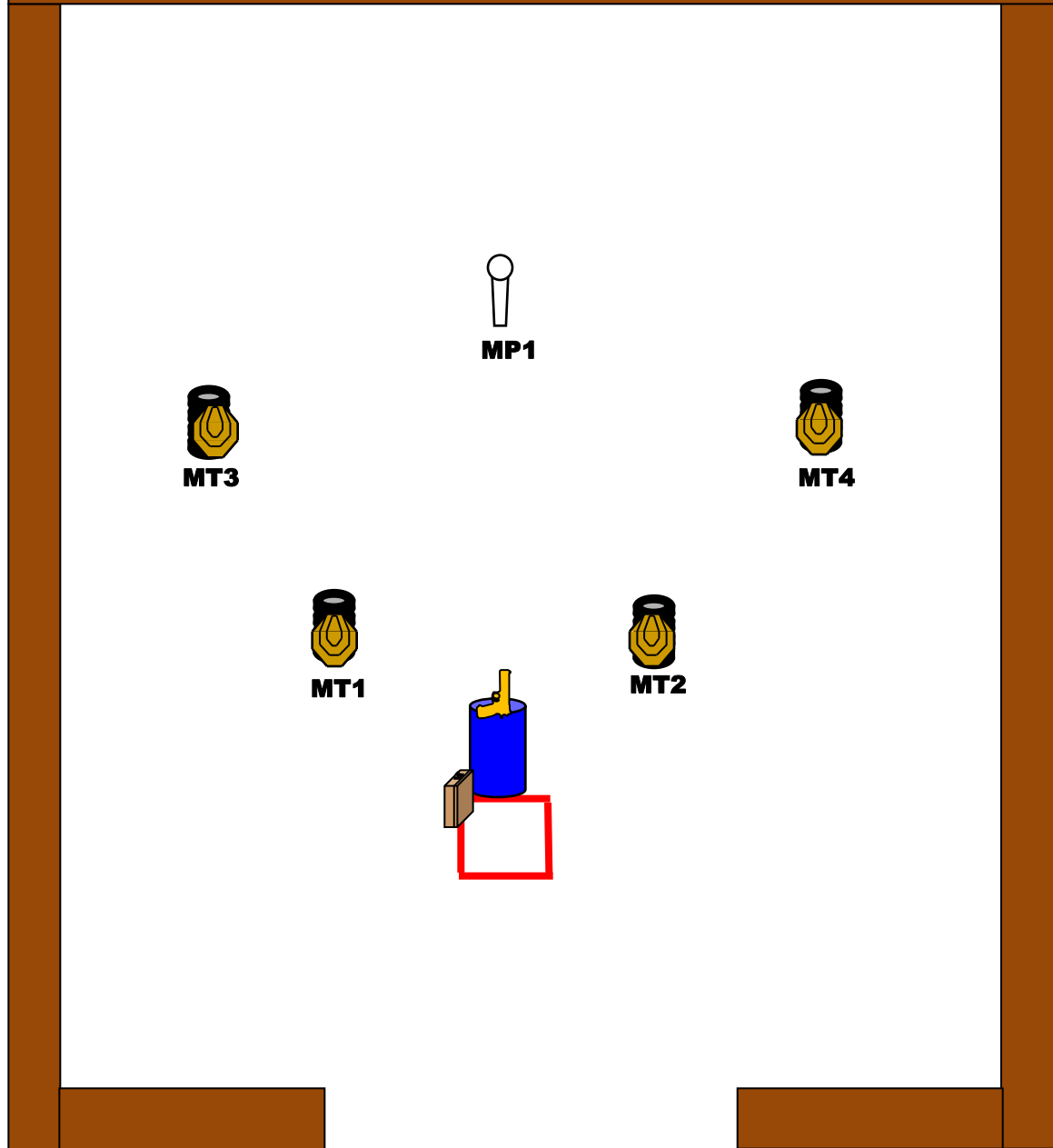
**Start:** Audible signal

**Start position:** Competitor start anywhere in the demarcated area while holding the briefcase in weak hand at side and strong hand at side.

**Ready condition:** Firearm loaded and placed flat on drum.








**Procedure:** On signal engage targets while remaining in the demarcated area, while holding the briefcase in weak hand at weak side. ( As demonstrated.)

## Range 3



# RANGE OFFICER BRIEFING

## Stage 3

						
9	-	4	No	-	1	-

**Distance:** 2 -10m

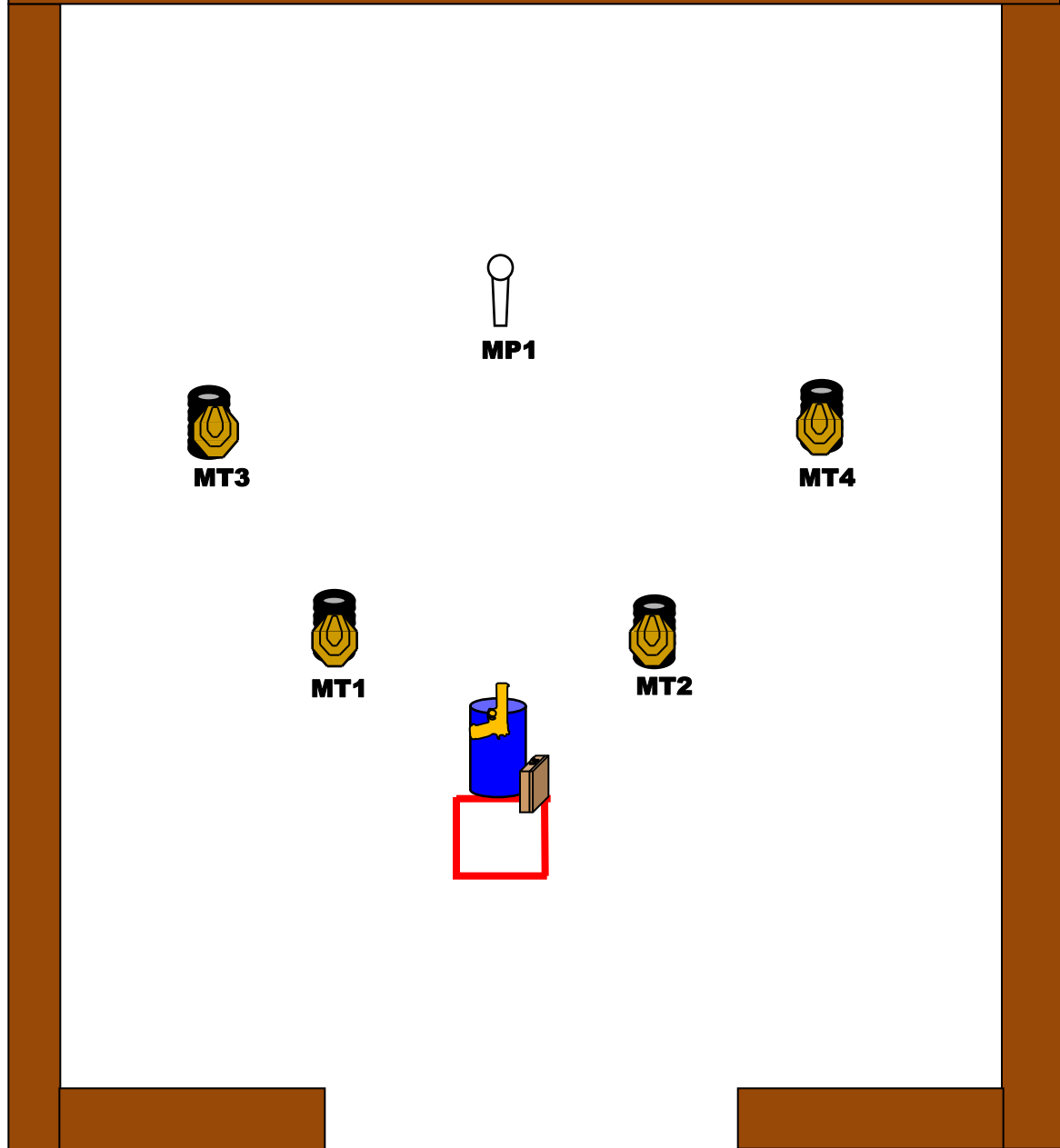
**Start:** Audible signal

**Start position:** Competitor start anywhere in the demarcated area while holding the briefcase in strong hand at side and weak hand at side.

**Ready condition:** Firearm loaded and placed flat on drum.

**Procedure:** On signal engage targets while remaining in the demarcated area, while holding the briefcase in strong hand at strong side. ( As demonstrated.)

## Range 3



# RANGE OFFICER BRIEFING

## Stage 4

						
32	15	-	Yes	-	-	2

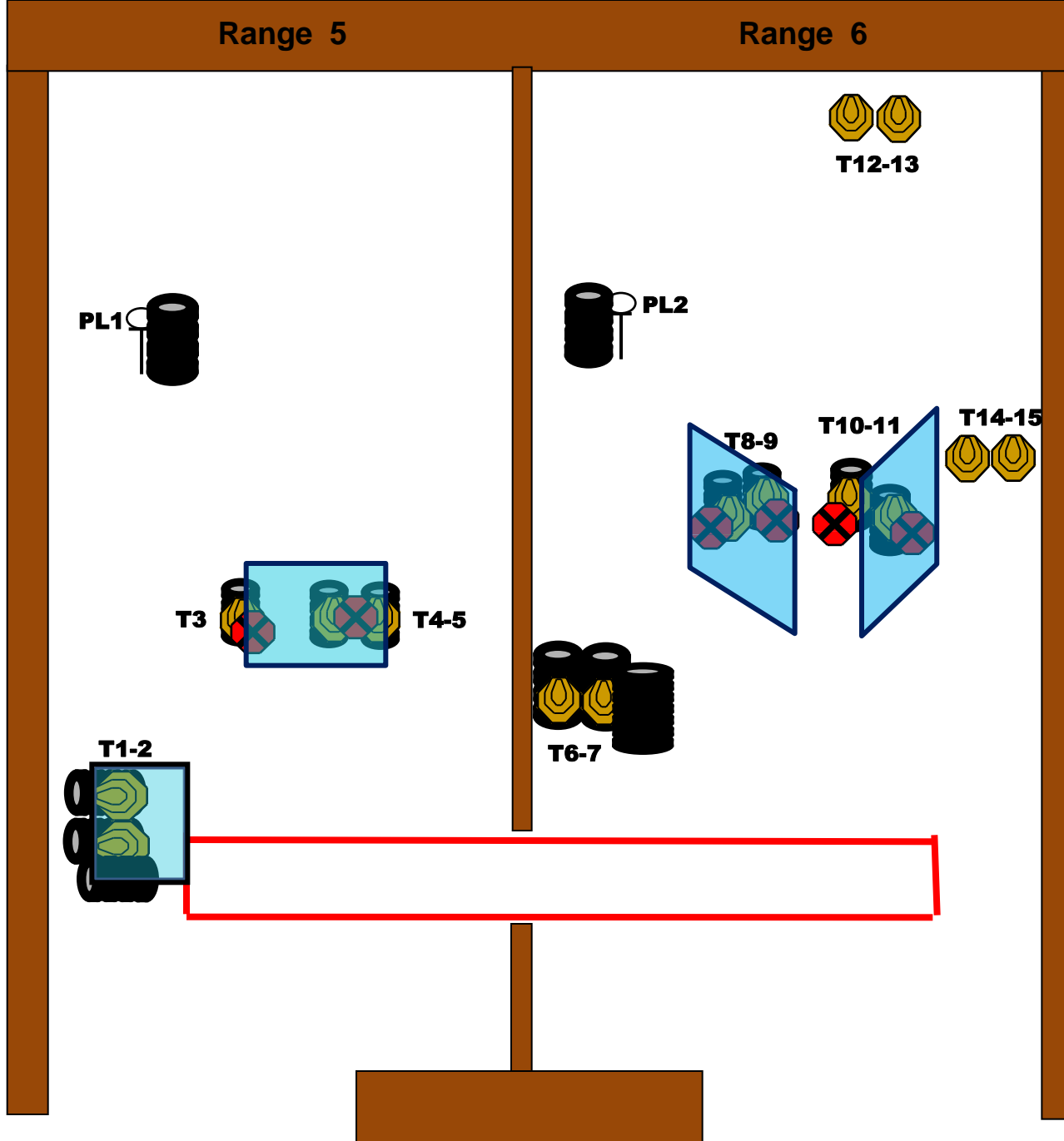
**Distance:** 2 - 20m

**Start:** Audible signal

**Start position:** Competitor start anywhere in the demarcated area.

**Ready condition:**

**Procedure:** On signal engage targets while remaining in the demarcated area.





# RANGE OFFICER BRIEFING

## Stage 5

						
20	10	-	Yes	-	-	-

**Distance:** 2 -15m

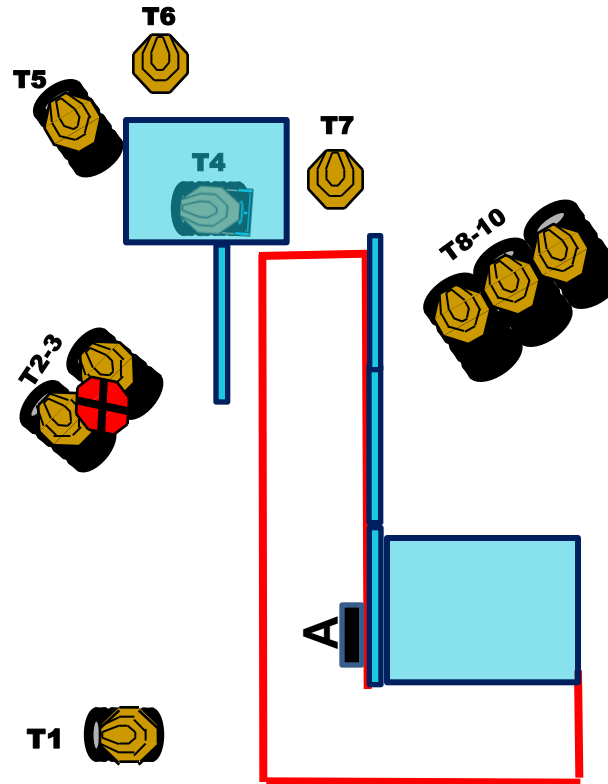
**Start:** Audible signal

**Start position:** Competitor starts at A both heels touching the mark.

**Ready condition:**

**Procedure:** On signal engage targets while remaining in the demarcated area.

## Range 7



# RANGE OFFICER BRIEFING

## Stage 6

25	10	-	Yes	3	-	2

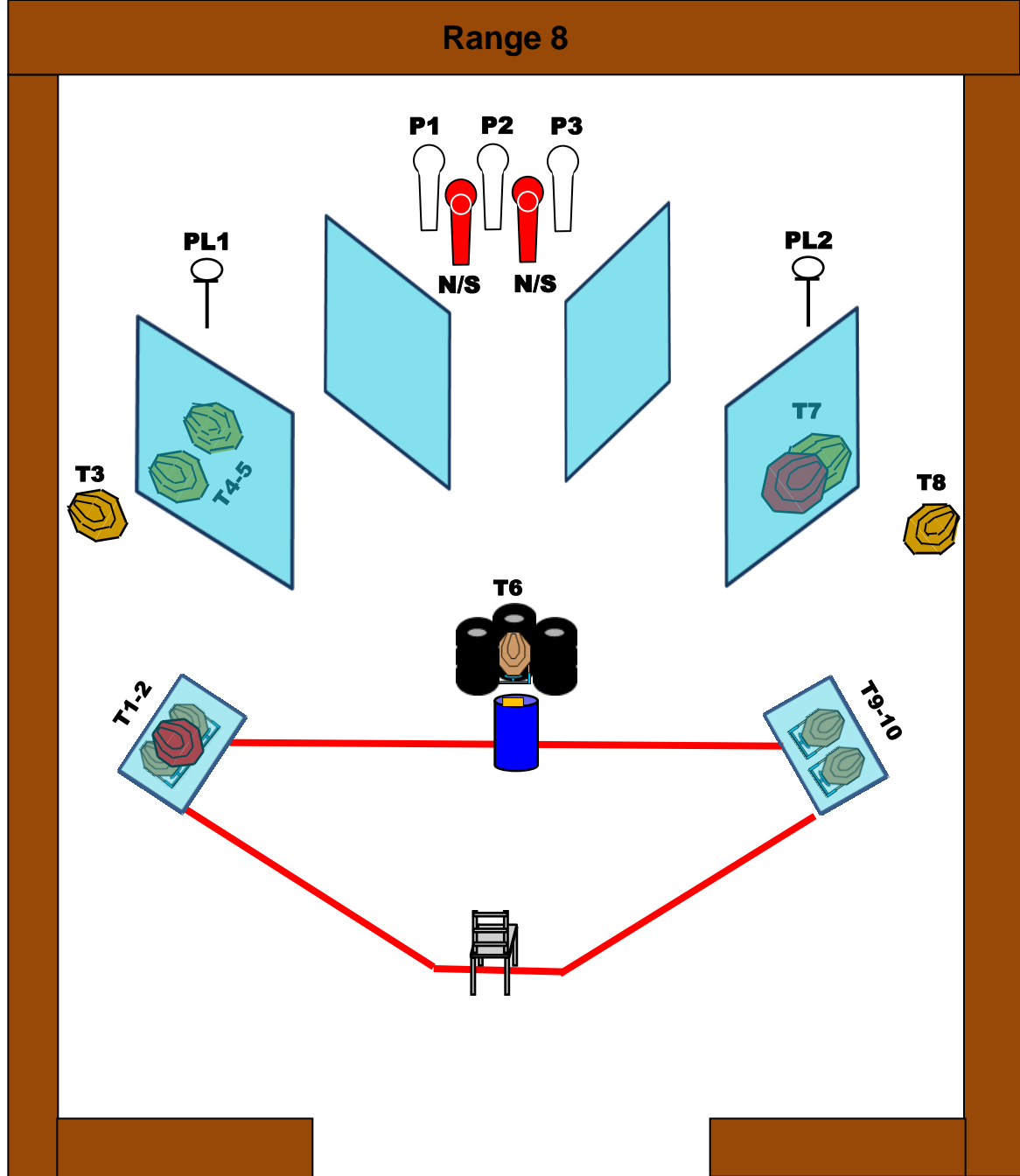
**Distance:** 2 -20m

**Start:** Audible signal

**Start position:** Competitor starts sitting on chair. Hands flat on knees.


**Ready condition:** Firearm totally unloaded (magwell and chamber empty). All magazines to be used placed on drum.

**Procedure:** On signal engage targets while remaining in the demarcated area.



# RANGE OFFICER BRIEFING

## Stage 7

						
16	8	-	No	-	-	-

**Distance:** 5 - 10m

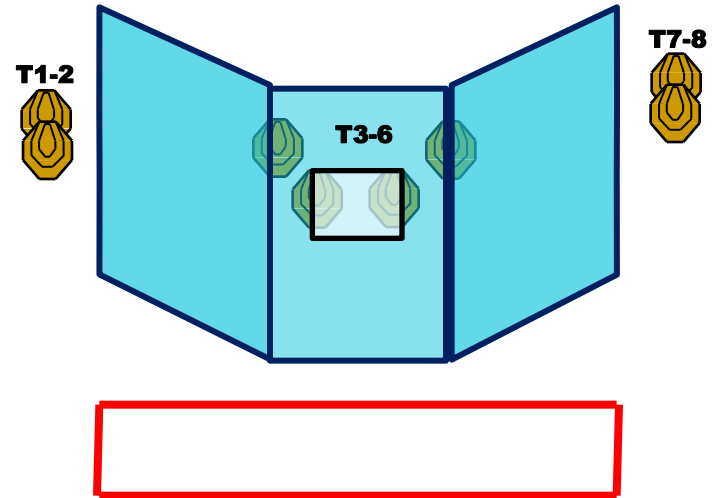
**Start:** Audible signal

**Start position:** Competitor starts anywhere in the demarcated area.

**Ready condition:**

**Procedure:** On signal engage targets while remaining in the demarcated area.

Range 9



# RANGE OFFICER BRIEFING

## Stage 8

						
24	12	-	No	-	-	-

**Distance:** 5 - 20m

**Start:** Audible signal

**Start position:** Competitor starts at C both heels touching the mark.

**Ready condition:** Pistol on either drum A or B. Chamber and magwell empty. All magazines to be used placed on other drum.

**Procedure:** On signal engage targets while remaining in the demarcated area.

## Range 11

