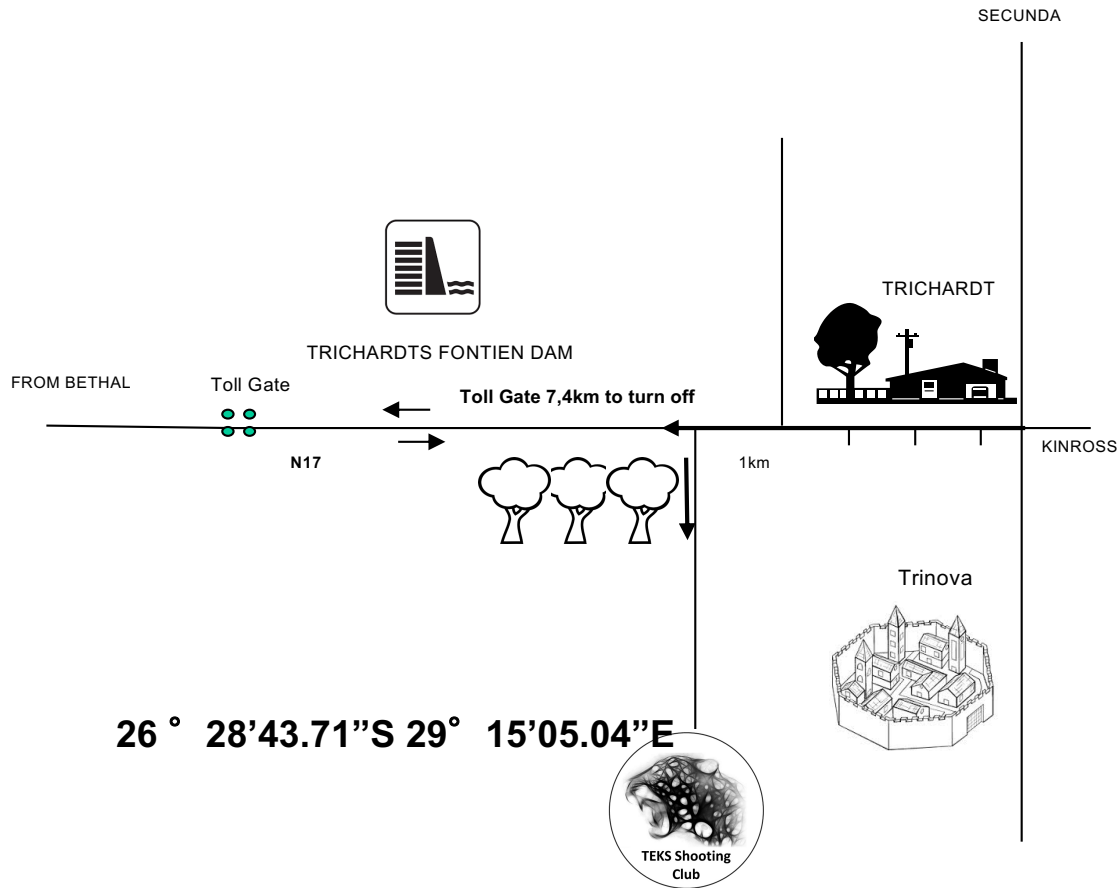


# **MPSA League 6**

**26 Oct 2019**

**TEKS Shooting Club  
TRICHARDT**

# TEKS SHOOTING CLUB



# STAGES

Stage	Range	Rounds
1	2	24
2	2	12
3	3	12
4	6	32
5	7	12
6	8	22
7	7	12
8	8	32
		158

## RULES

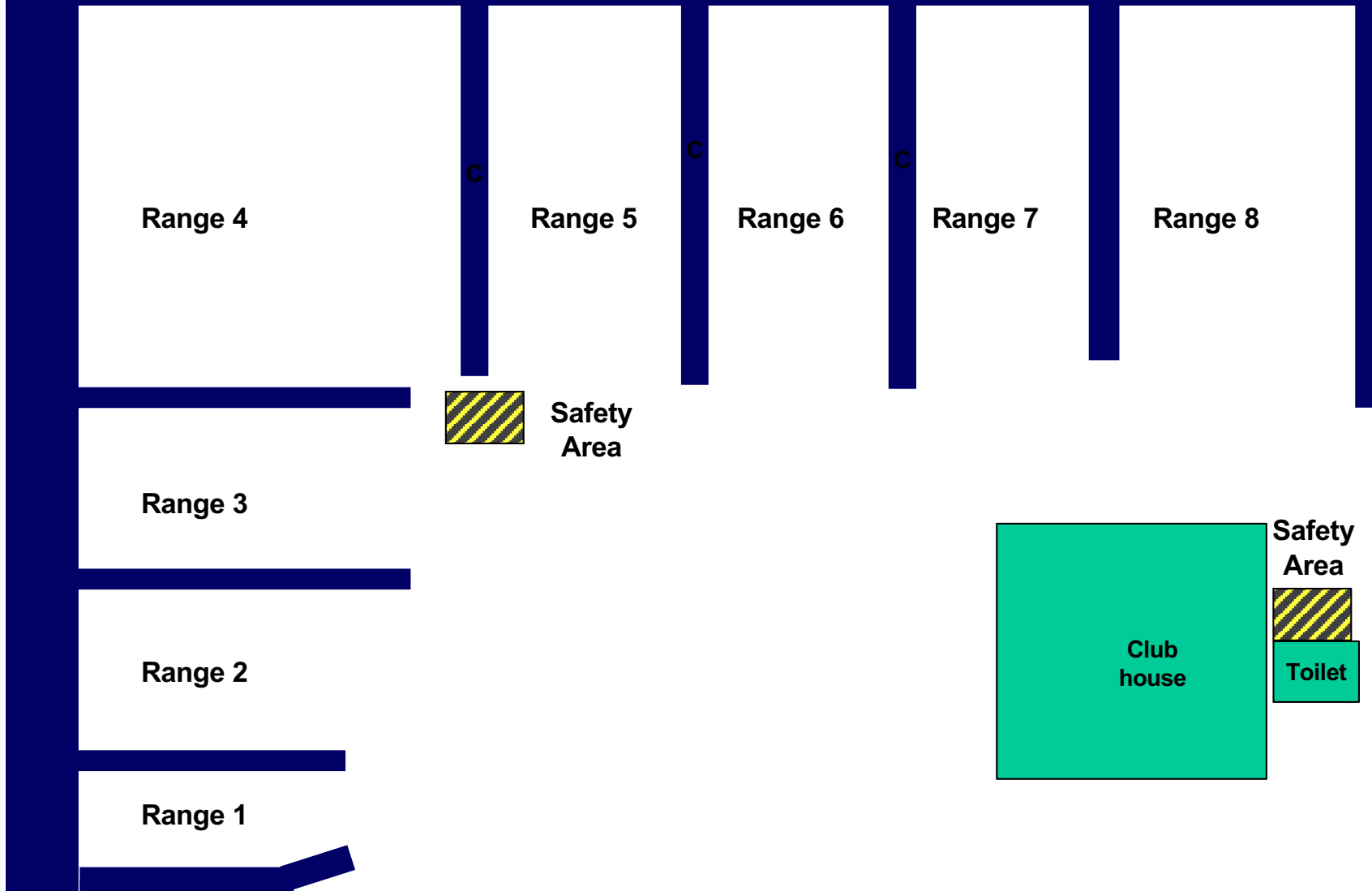
- The competition will be run according to the current IPSC rules.
- The wearing of eye and ear protection will be required during all stages of the match for participants and spectators
- Additional non shoots or barricades may be added to stages to enhance safety of all competitors and spectators
- Registration takes place from 09:00 to 09:30
- The RO briefing starts at 09:00
- The shooting competition commences 9:45

MATCH DIRECTOR: [Hendrik Engelbrecht]

ARBITRATORS: Will be appointed on the day

RM: [Hennie Koch]

# TEKS Shooting Range Layout



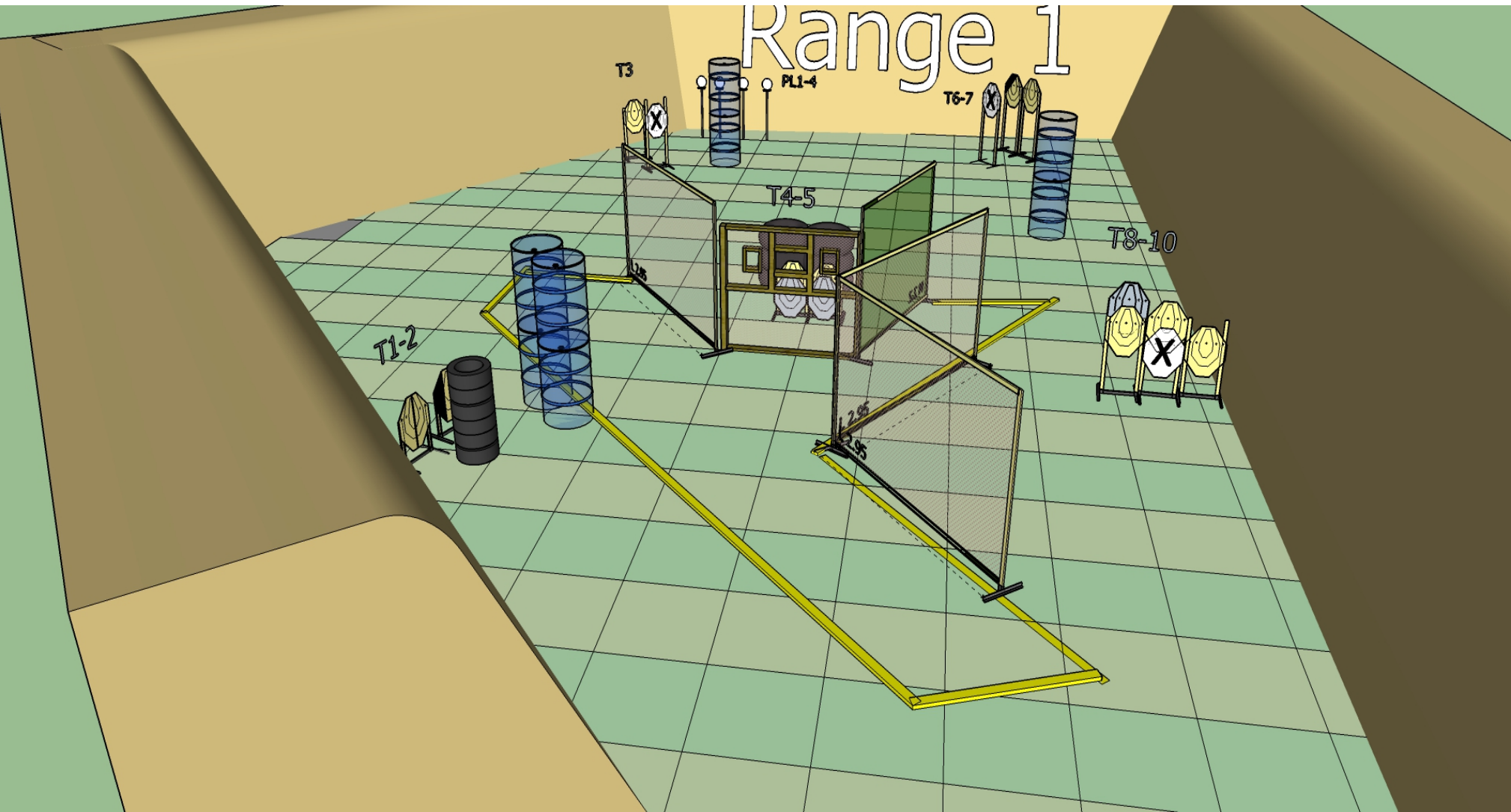
Unloading Station      Safety Area



Gate

Parking Area  
(OUTSIDE RANGE AREA)

- T=IPSC target
- MT=IPSC mini target
- PL= IPSC plate
- P=IPSC popper
- MP=IPSC mini popper
- M=Mover
- Number on paper targets =placement of target or mover



### RANGE OFFICER BRIEFING

24	10	0	Yes	4	0	0

Stage 1 Range 1:

Distance: 6-14m


Ready condition:

Time starts: Audible Signal

Start position:

Procedure: On signal engage targets while remaining in the demarcated area.

# Range 2



## RANGE OFFICER BRIEFING

12	5	0	Yes	0	0	0	2

Stage 2 Range 2:

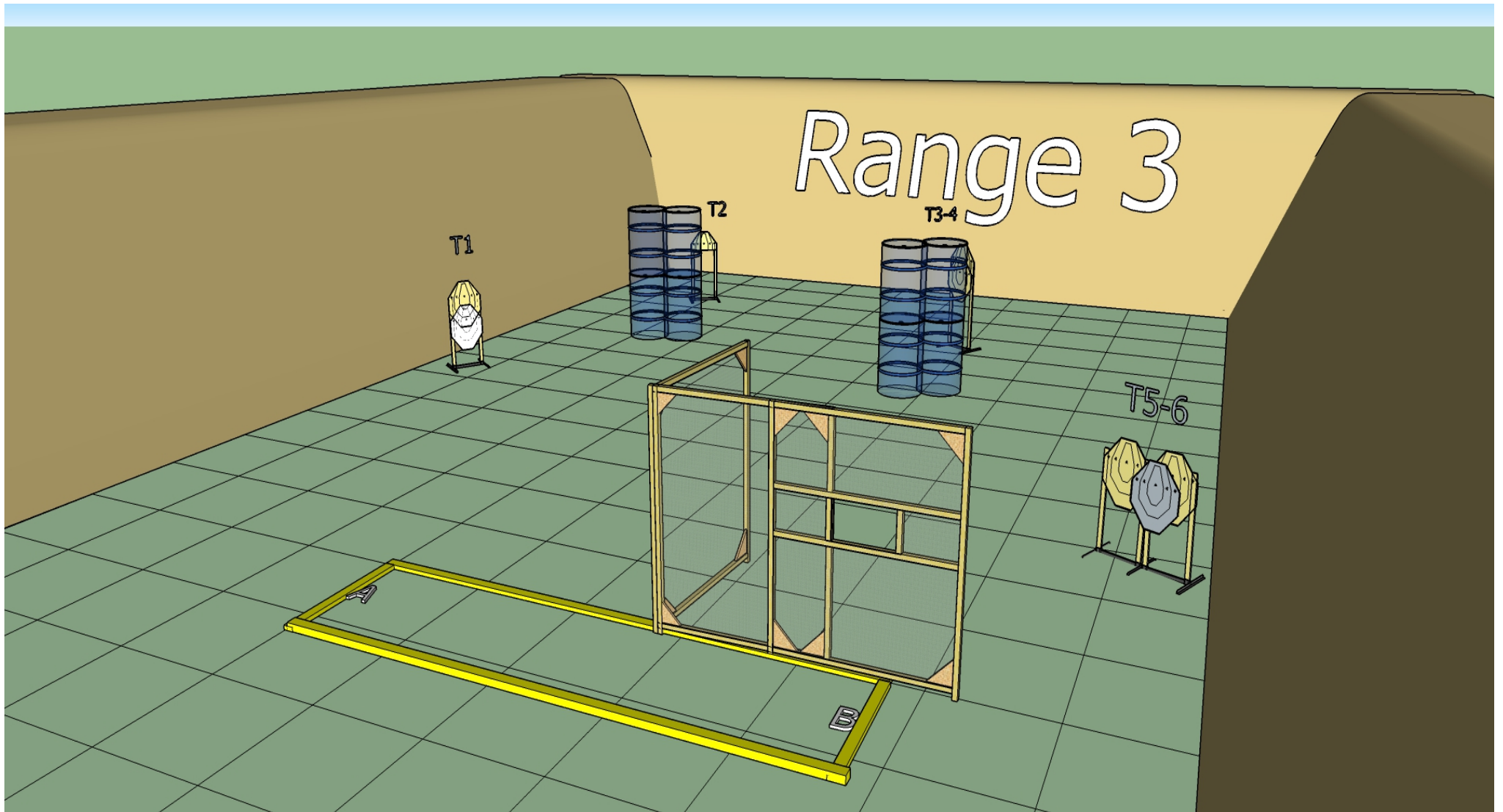
Distance: 2-16m

Ready condition: Gun unloaded no mag inserted

Time starts: Audible Signal

Start position: Both hands touching XX

Procedure: On signal engage targets while remaining in the demarcated area. P1 will activate NS1 P2 will remain visible behind the swinger.



### RANGE OFFICER BRIEFING

Stage 3 Range 3:








Distance: 3-15 M


Ready condition :

Time starts: Audible Signal

Start position: At least one foot touching A or B

Procedure: On signal engage targets while remaining in the demarcated area

						
12	6	0	Yes	0	0	0



### RANGE OFFICER BRIEFING

Stage 4 Range 4:

Distance: 3-15 M


Ready condition :All mags to be used placed on drum A or B or both.

Time starts: Audible Signal

Start position:

Procedure: On signal engage targets while remaining in the demarcated area  
P1 will activate S4 it will stay visible.

32	14	0	No	0	3	1



### RANGE OFFICER BRIEFING

Stage 5 Range 5: Distance: 2-10 M

Ready condition : Gun loaded and placed on the table.


Time starts: Audible Signal

Start position: Sitting on chair back against backrest hands at sides.

Procedure: On signal engage targets while remaining in the demarcated area

12	5	0	Yes	0	2	0













**RANGE OFFICER BRIEFING**

Stage 6 Range 6: Distance: 2-10 M

Ready condition :  
 Time starts: Audible Signal  
 Start position:

Procedure: On signal engage targets while remaining in the demarcated area

						
22	11	0	Yes	0	0	0



**RANGE OFFICER BRIEFING**

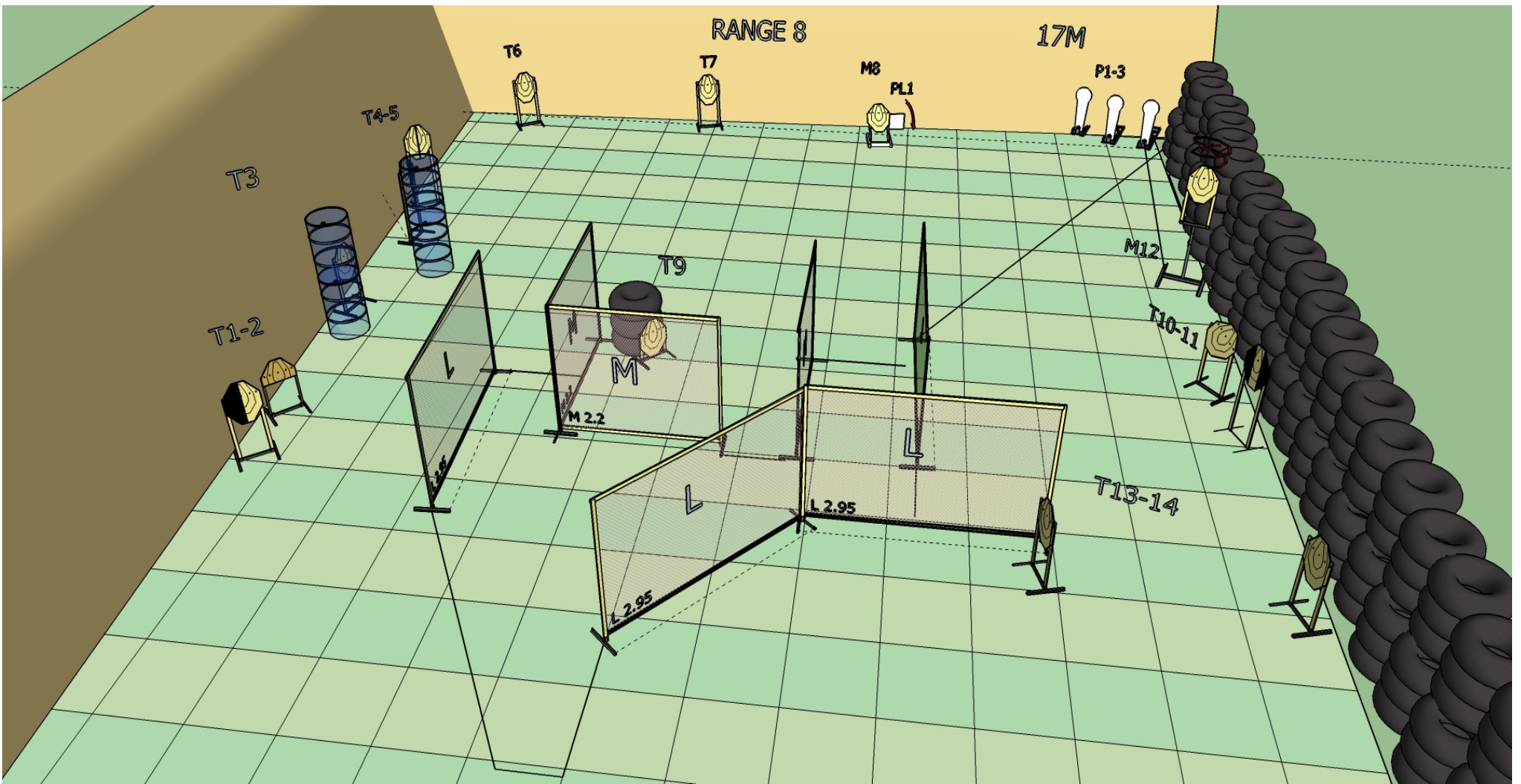
12	6	0	No	0	0	0

Stage 7 Range 7: Distance: 10M








Ready condition :  
Time starts: Audible Signal

Start position:

Procedure: On signal engage targets T1-T3 in any order do a mandatory reload then engage T4-T6 in any order while remaining in the demarcated area.



### RANGE OFFICER BRIEFING

						
32	14	0	No	1	0	3

Stage 8 Range 8:

Distance: 3-11M

Ready condition :

Time starts: Audible Signal

Start position:

Procedure: On signal engage targets while remaining in the demarcated area  
 P3 will activate M12 PL 1 will activate M8 both will disappear