

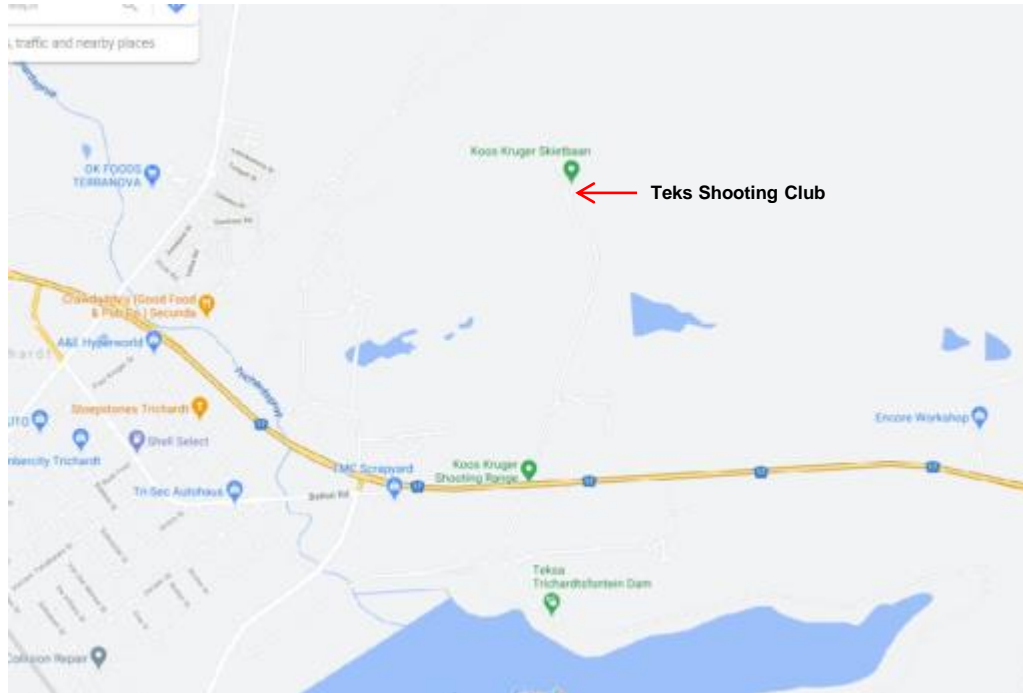


MPESA Rifle League 1

14 February 2021

TEKS Shooting Club

TEKS SHOOTING CLUB



26 ° 28'43.71"S 29° 15'05.04"E

STAGES

Stage	Range	Rounds
1	1	10
2	2	10
3	3	10
4	4	40
5	SAJ300	20
6	SAJ100	20
Total		110

RULES

- The competition will be run according to the current IPSC rules.
- The wearing of eye and ear protection will be required during all stages of the match for participants and spectators
- Additional non shoots or barricades may be added to stages to enhance safety of all competitors and spectators
- Registration takes place from 07:00 to 08:00
- The RO briefing starts at 07:30
- The shooting competition commences 08:15
- Safety flags are compulsory for long guns
- Wearing a mask will be compulsory for all.
- All targets will be white and no shoots tan with a cross

Match Director: Jan Strydom

Range Master: Fanie Pretorius

CRO: Chrisie Wessels
Hennie Koch

ARBITRATORS: Will be appointed on the day

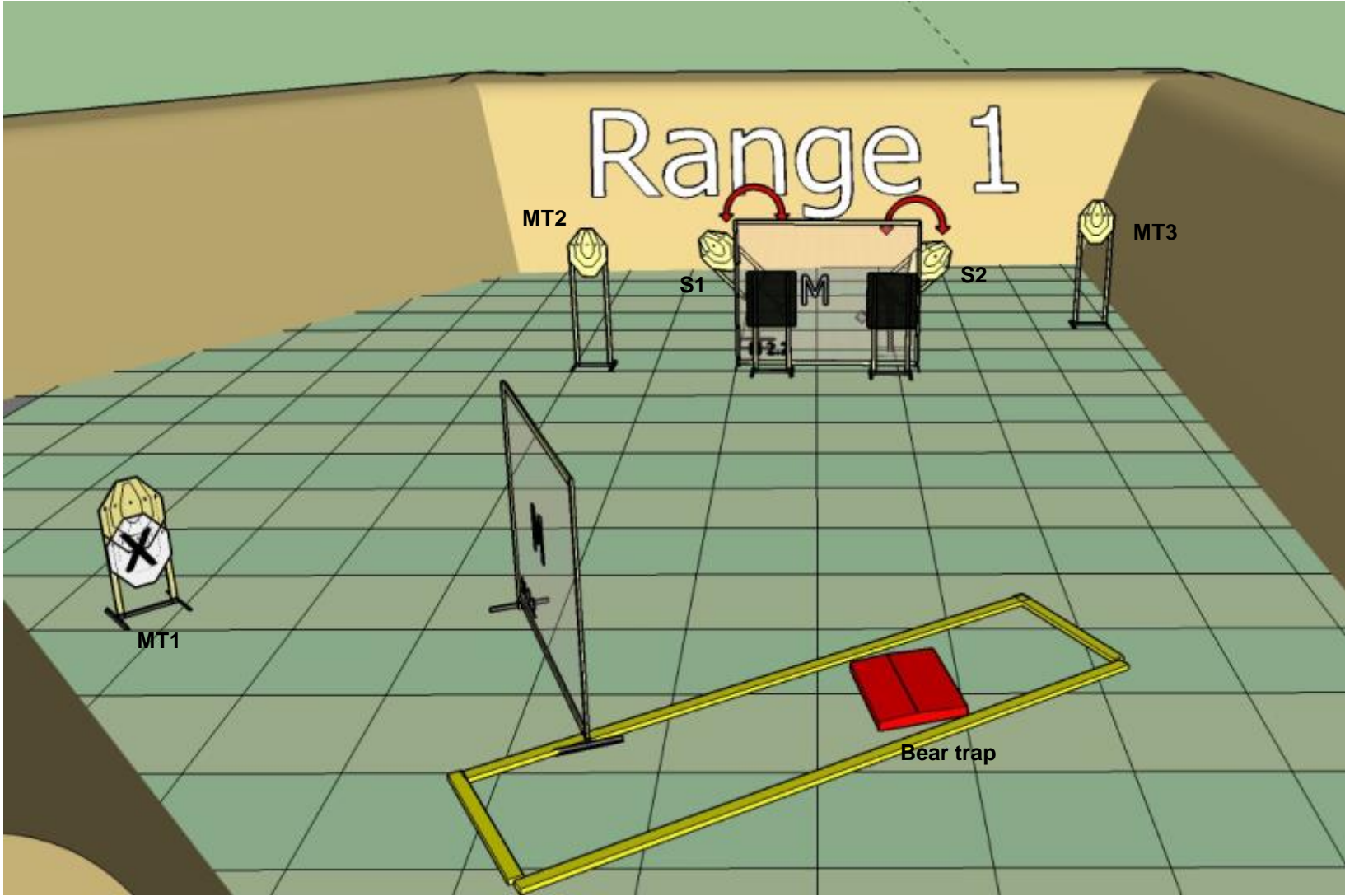
TEKS Shooting Range Layout



Unloading Station
Safety Area

T=IPSC target
 MT=IPSC mini target
 PL= IPSC plate
 P=IPSC popper
 MP=IPSC mini popper
 M=Mover
 Number on paper targets =placement of target or mover

Gate
 Parking Area
 (OUTSIDE RANGE AREA)



RANGE OFFICER BRIEFING








Stage 1 Range 1 **Distance:** 4-12 meter

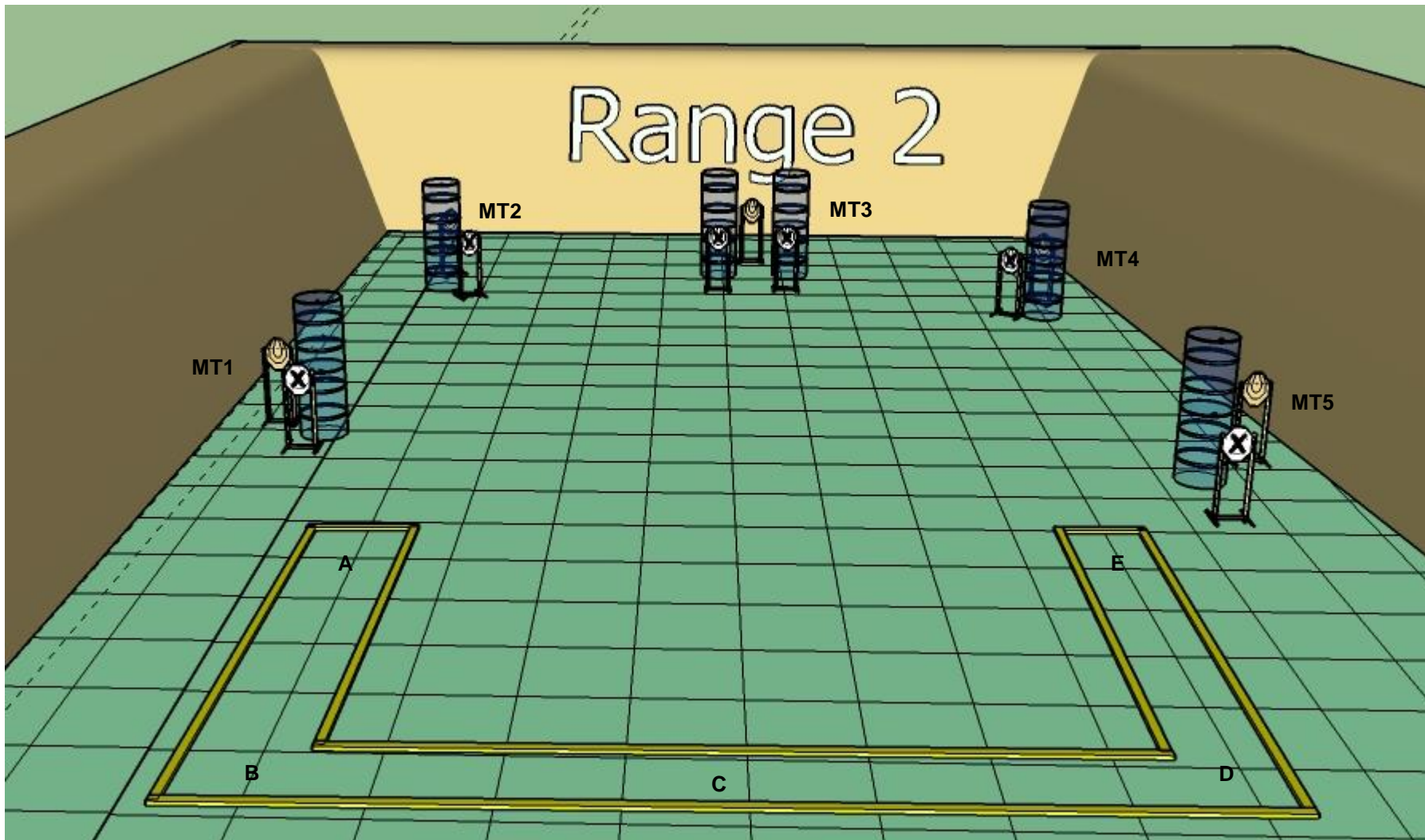
Ready condition : Loaded option 1

Time starts: Audible Signal

Start position: Anywhere in demarcated area

Procedure: On signal engage targets while remaining in the demarcated area. Bear trap will activate S1 and S2 which will remain visible.

						
10	0	5	Yes	0	0	0



RANGE OFFICER BRIEFING

Stage 2 Range 2

Distance: 7-20 meter

Ready condition: Loaded option 2

Time starts: Audible Signal

Start position: Anywhere in demarcated area

Procedure: On signal engage targets while remaining in the demarcated area.

Note to range builders: MT1 visible at B, MT2 visible at E, MT3 visible at C, MT4 visible at A, MT5 visible at D.



10



0



10



No



0

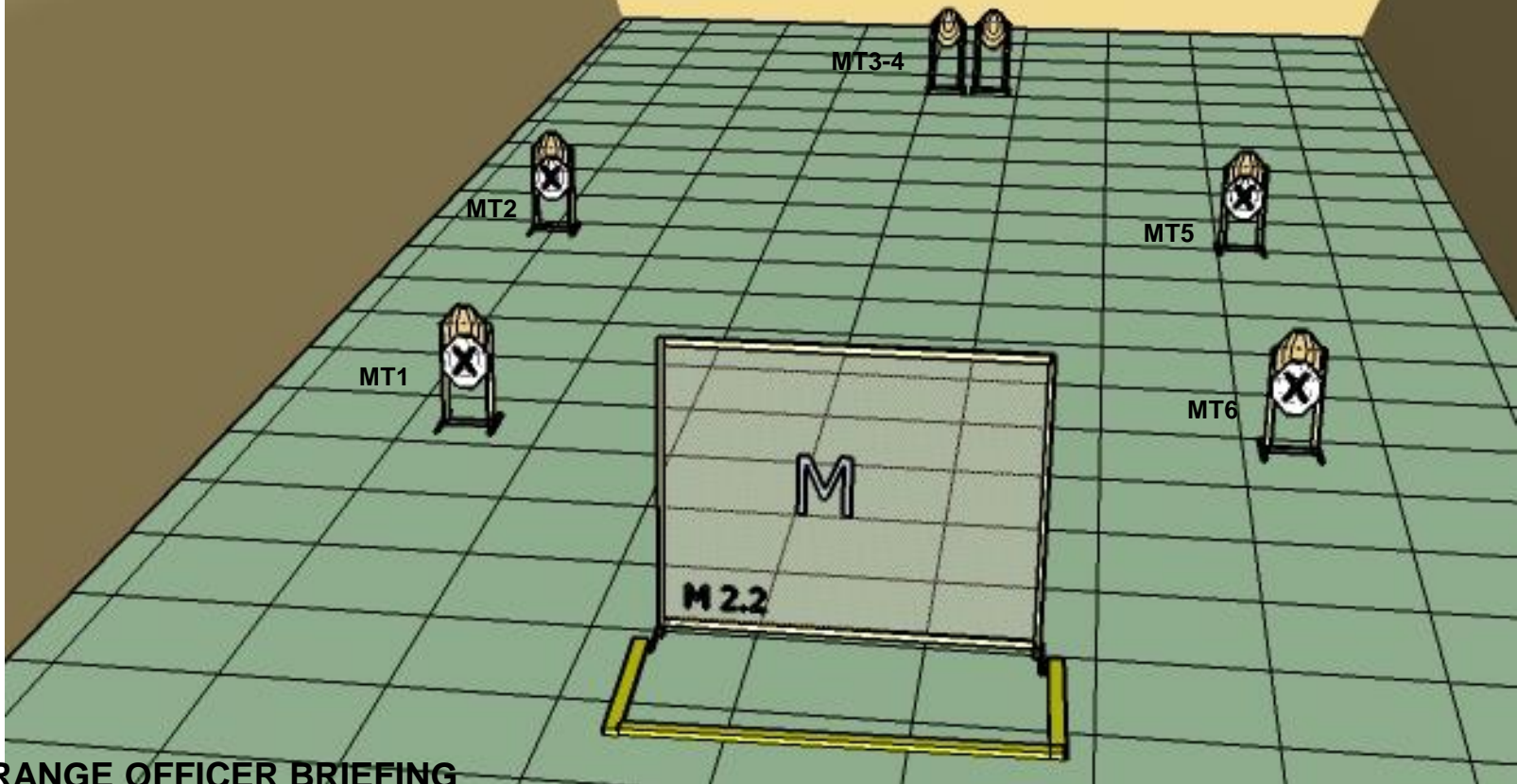


0



0

Range 3



RANGE OFFICER BRIEFING

Stage 3 Range 3

Distance: 4-17 meter

Ready condition: Loaded option 1

Time starts: Audible Signal

Start position: Anywhere in demarcated area

Procedure: On signal engage targets while remaining in the demarcated area..



10



0



6



Yes



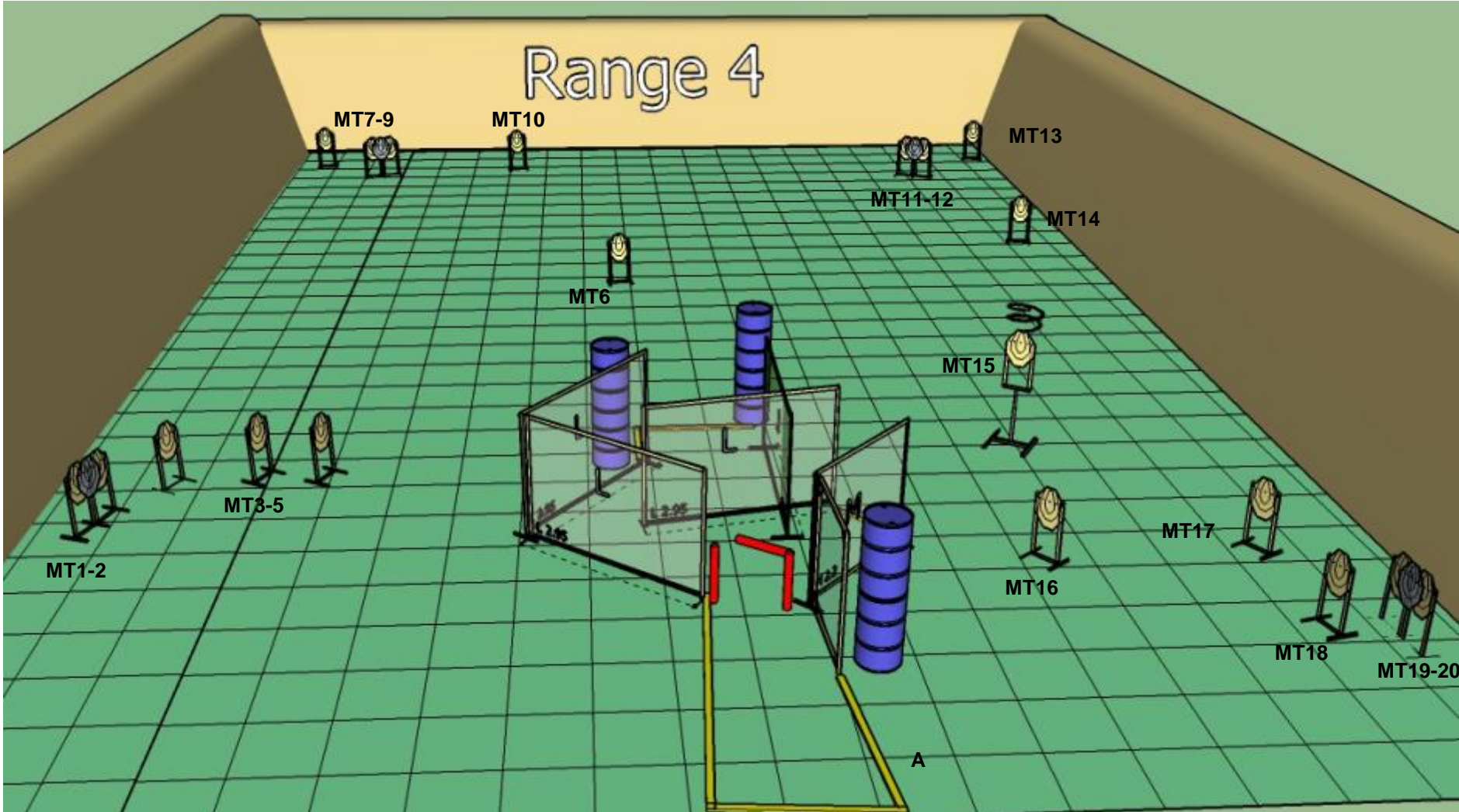
0



0



0



RANGE OFFICER BRIEFING

Stage 4 Range 4

Distance: 7-25 meter

Ready condition : Loaded option 1

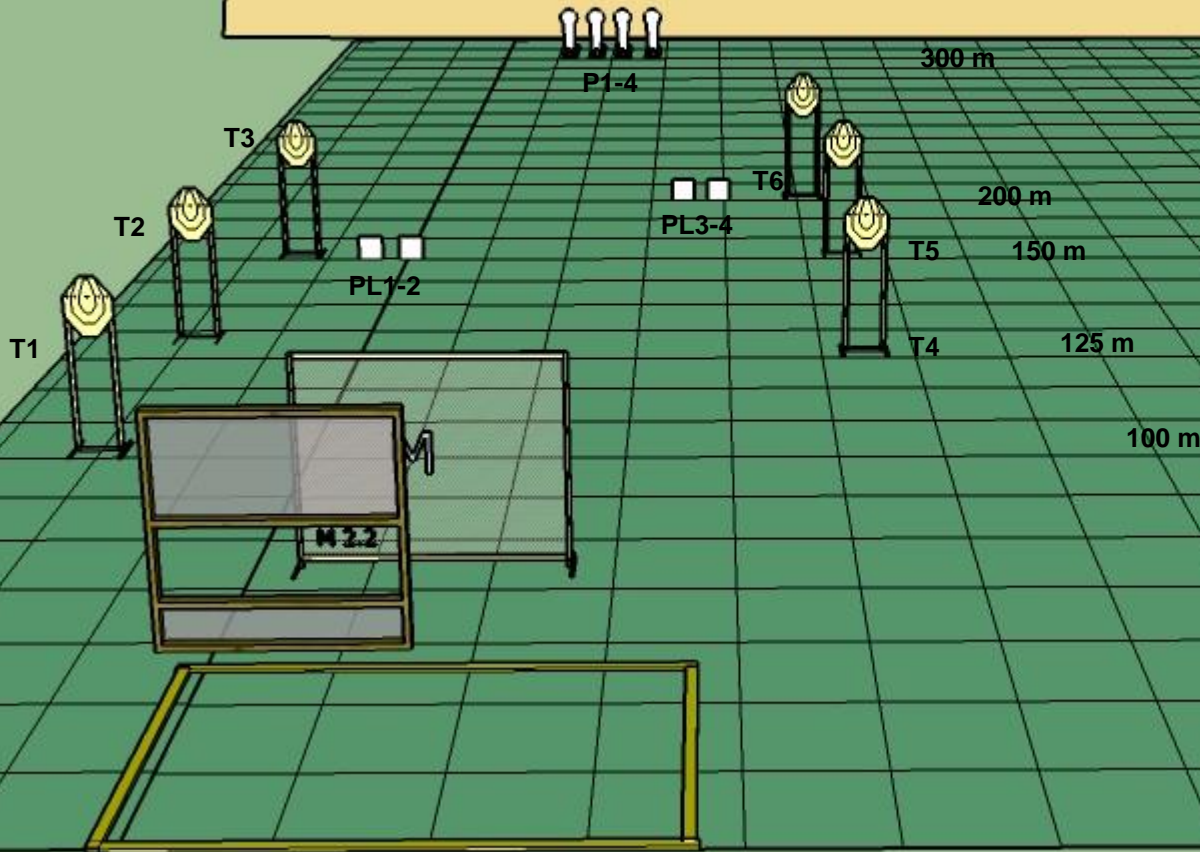
Time starts: Audible Signal

Start position: Start at A heels touching the bannering

Procedure: On signal engage targets while remaining in the demarcated area. Going through the gate will activate target M15 which will not remain visible.

40	0	20	Yes	0	0	0

300 meter range



RANGE OFFICER BRIEFING

Stage 5 Range 300 meter

Distance: 75-300 meter

Ready condition : Loaded option 1.

Time starts: Audible Signal

Start position: Anywhere in demarcated area

Procedure: On signal engage targets while remaining in the demarcated area. T1-3, PL1-2 will only be visible from left of barricade in kneeling/sitting position and T4-6, PL3-4, P1-4 will only be visible from right of barricade.



20



6



0



No



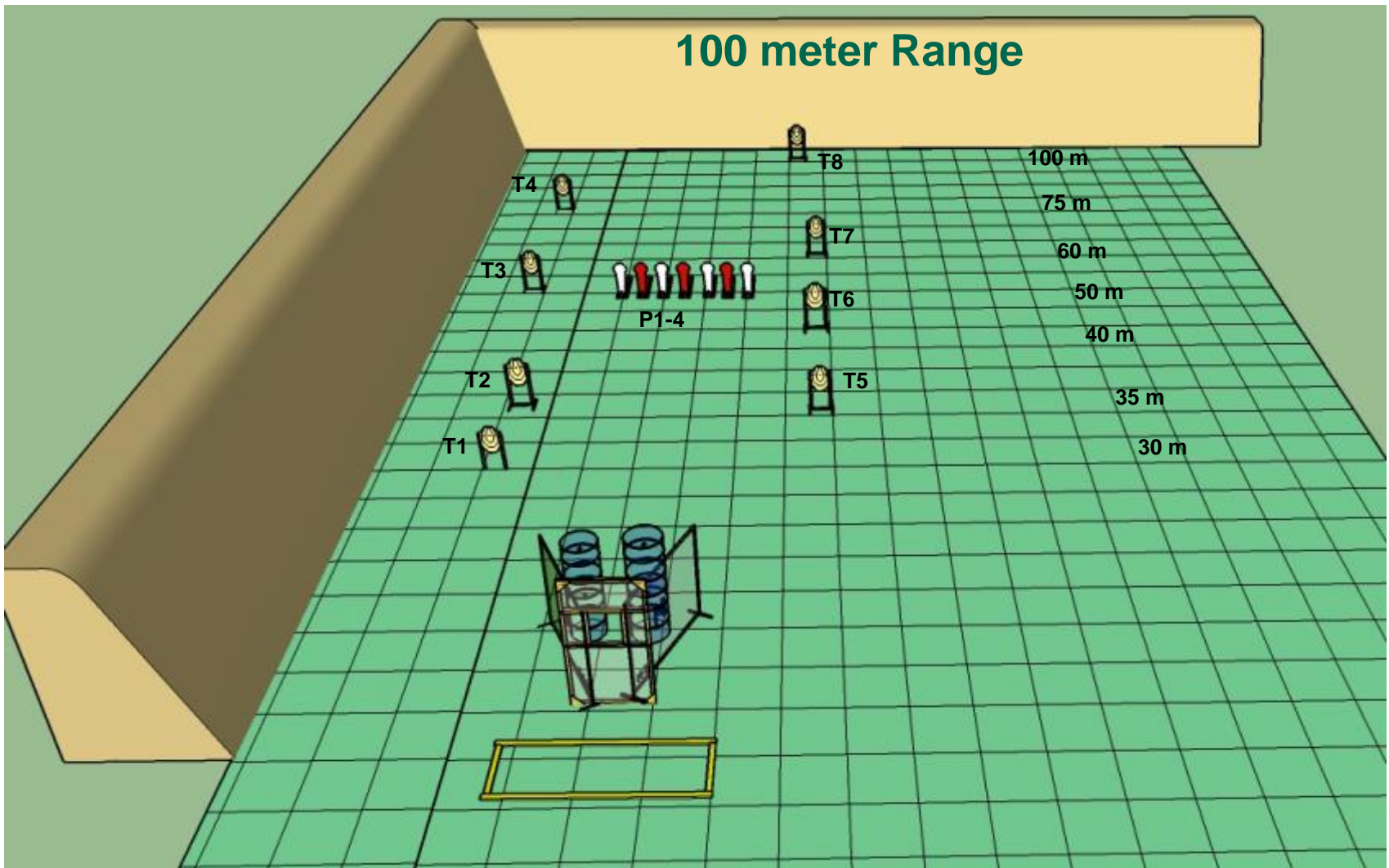
4



0



4



RANGE OFFICER BRIEFING

Stage 6 Range 100 meter








Distance: 30 to 100 meter

Ready condition : Loaded option 1

Time starts: Audible Signal

Start position: Anywhere in demarcated area

Procedure: On signal engage targets while remaining in the demarcated area. T1-4 will only be visible from left of barricade. T5-8 will only be visible from right of barricade. P1-4 will only be visible through the barricade.

						
20	8	0	Yes	0	0	4