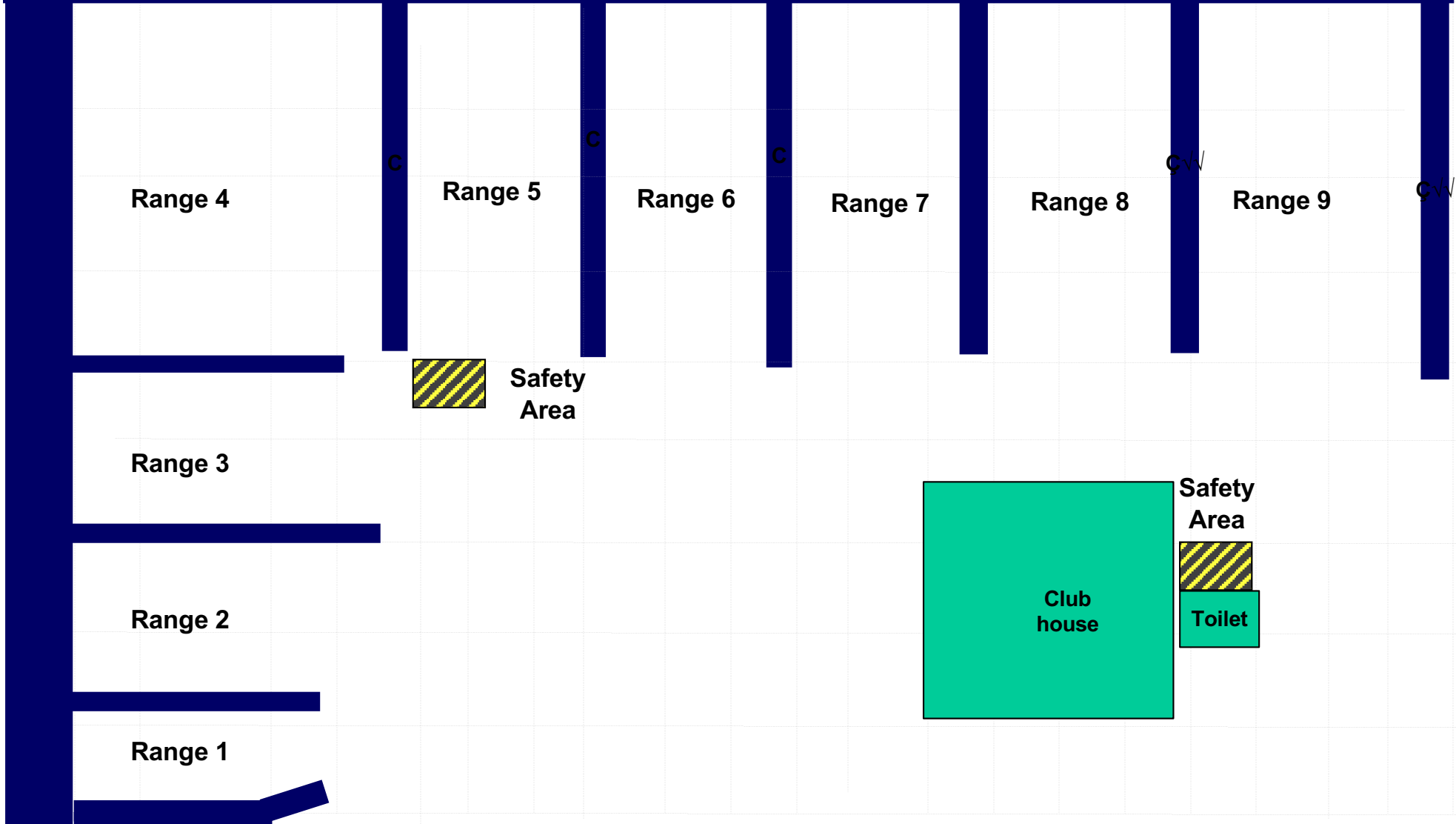


MPSA LEAGUE 1

24 - 25 FEB 2024

**TEKS Shooting Club
TRICHARDT**

TEKS Shooting Range Layout

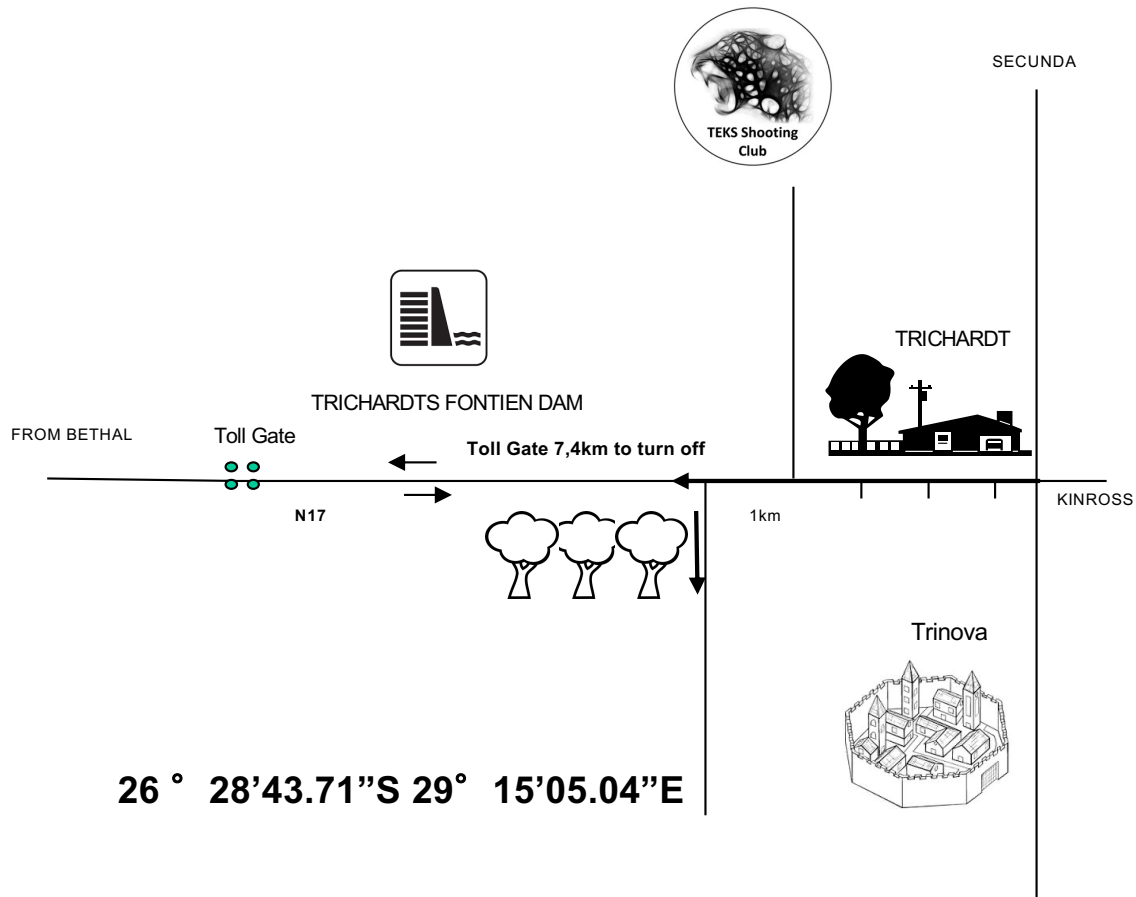


- T=IPSC target
- MT=IPSC mini target
- PL= IPSC plate
- P=IPSC popper
- MP=IPSC mini popper
- M=Mover
- Number on paper targets =placement of target or mover

Gate

Parking Area
(OUTSIDE RANGE AREA)

TEKS SHOOTING CLUB



26 ° 28'43.71"S 29° 15'05.04"E

STAGES

Stage	Range	Rounds		
1	1	10		
2	2	30		
3	3	12		
4	4	32		
5	5	24		
6	6	24		
7	7	9		
8	8	22		
9	9	8		
		171		

RULES

- The competition will be run according to the current IPSC rules.
- The wearing of eye and ear protection will be required during all stages of the match for participants and spectators
- Additional non shoots or barricades may be added to stages if necessary.
- Registration takes place from 08:30 to 08:45
- The shooting competition commences 9:00.
- Competitors may enter more than one discipline or division but not on the same day.
- Dedicated status points will only count once .
- MPSA log points will count for each additional division or discipline.
- Only the first score per discipline or division will be used for log .

MATCH DIRECTOR: Jan Strydom

ARBITRATORS: Will be appointed on the day

Arbitration fee : R200.00

Range Master:


Chrissie Wessels

CRO:

Martin van Zyl

STATS OFFICER:

Madeleine Engelbrecht



RANGE OFFICER BRIEFING

10	0	5	Yes	0	0	0


Stage 1 Range 1

Ready condition: PCC :Option 1

Time starts: Audible Signal.

Start position. Toes of both feet touching X facing downrange as demonstrated.

Procedure: On signal engage targets while remaining in the demarcated area.



RANGE OFFICER BRIEFING

30	2	10	Yes	4	2	0

Stage 2 Range 2

Ready condition: Firearm unloaded placed on drum with all mags on belt


PCC: Option 3 Firearm placed on drum with all mags on belt

Time starts: Audible Signal

Start position: Standing relaxed in the demarcated area facing downrange as demonstrated.

Procedure: On signal engage targets while remaining in the demarcated area

Range 3



RANGE OFFICER BRIEFING

12	6	0	Yes	0	0	0

Stage 3 Range 3:

Ready condition:

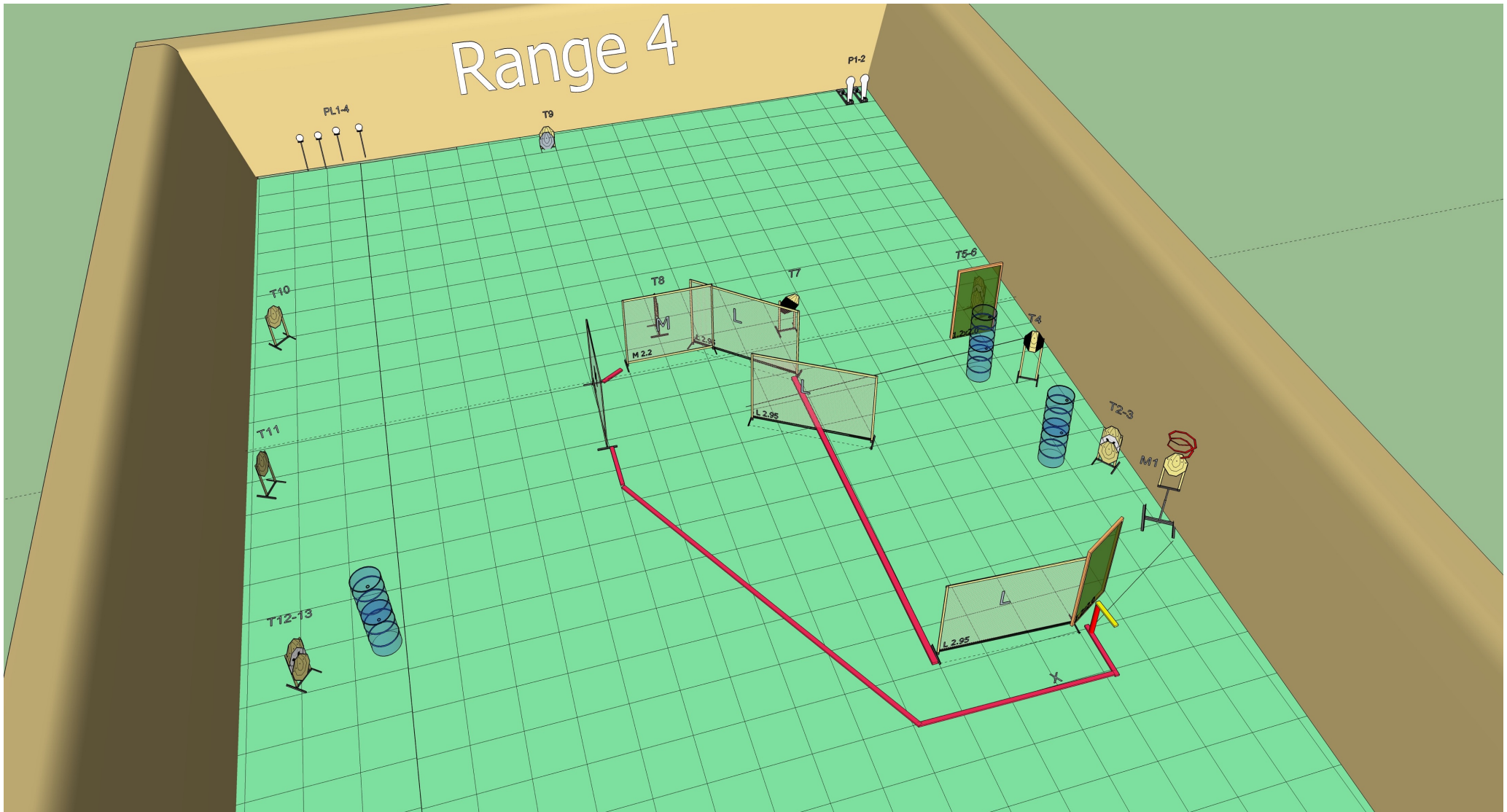
PCC: Option 1

Time starts: Audible Signal

Start position: Standing anywhere in the demarcated area facing downrange as demonstrated.

Procedure: On signal engage targets while remaining in the demarcated area

Range 4



RANGE OFFICER BRIEFING

Stage 4 Range 4:

Ready condition:

PCC: Option 2


Time starts: Audible Signal

Start position: Standing relaxed heels touching X, HG hands above shoulders facing downrange as demonstrated.

Procedure: On signal engage targets while remaining in the demarcated area.

Pulling the handle will activate mover M1 that will stay visible.

32	13	0	Yes	4	0	2



RANGE OFFICER BRIEFING

24	10	0	Yes	4	0	0

Stage 5 Range 5

Ready condition:

PCC: Option 1








Time starts: Audible Signal

Start position: Standing anywhere in the demarcated area facing downrange as demonstrated. .

Procedure: On signal engage targets while remaining in the demarcated area.



RANGE OFFICER BRIEFING

						
24	11	0	Yes	0	2	0


Stage 6 Range 6

Ready condition: PCC Option 1

Time starts: Audible Signal

Start position: Standing anywhere in the demarcated area facing downrange as demonstrated.

Procedure: On signal engage targets while remaining in the demarcated area.



RANGE OFFICER BRIEFING

9	4	0	No	1	0	0

Stage 7 Range 7

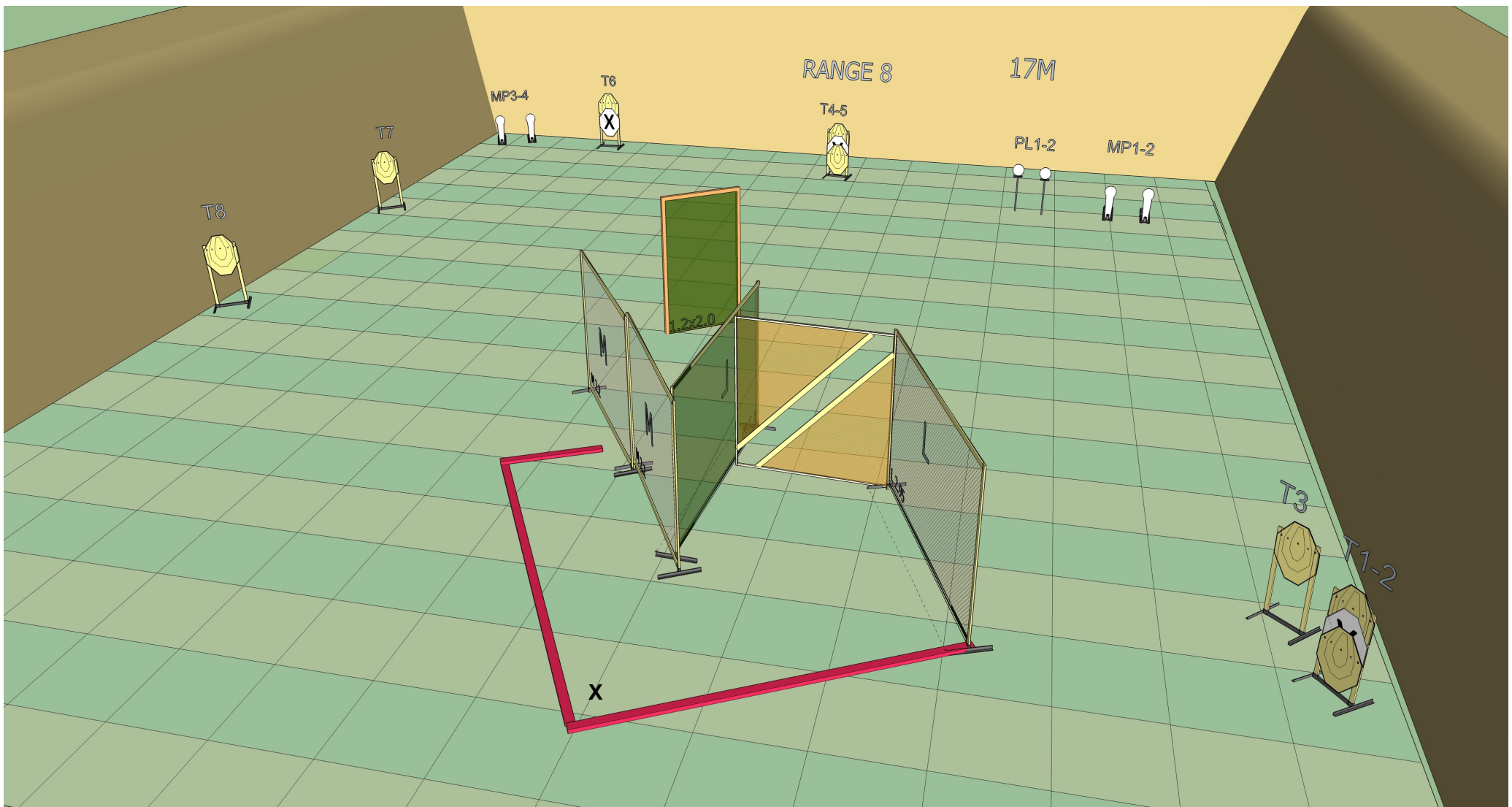
Ready condition : PCC Option 2

Time starts: Audible Signal


HG Start position: Standing relaxed in the demarcated area facing up range as demonstrated.

PCC Start position: Standing relaxed in the demarcated area facing down range as demonstrated.

Procedure: On signal engage all targets while remaining in the demarcated area



RANGE OFFICER BRIEFING



22	8	0	Yes	2	4	0
----	---	---	-----	---	---	---

Stage 8 Range 8

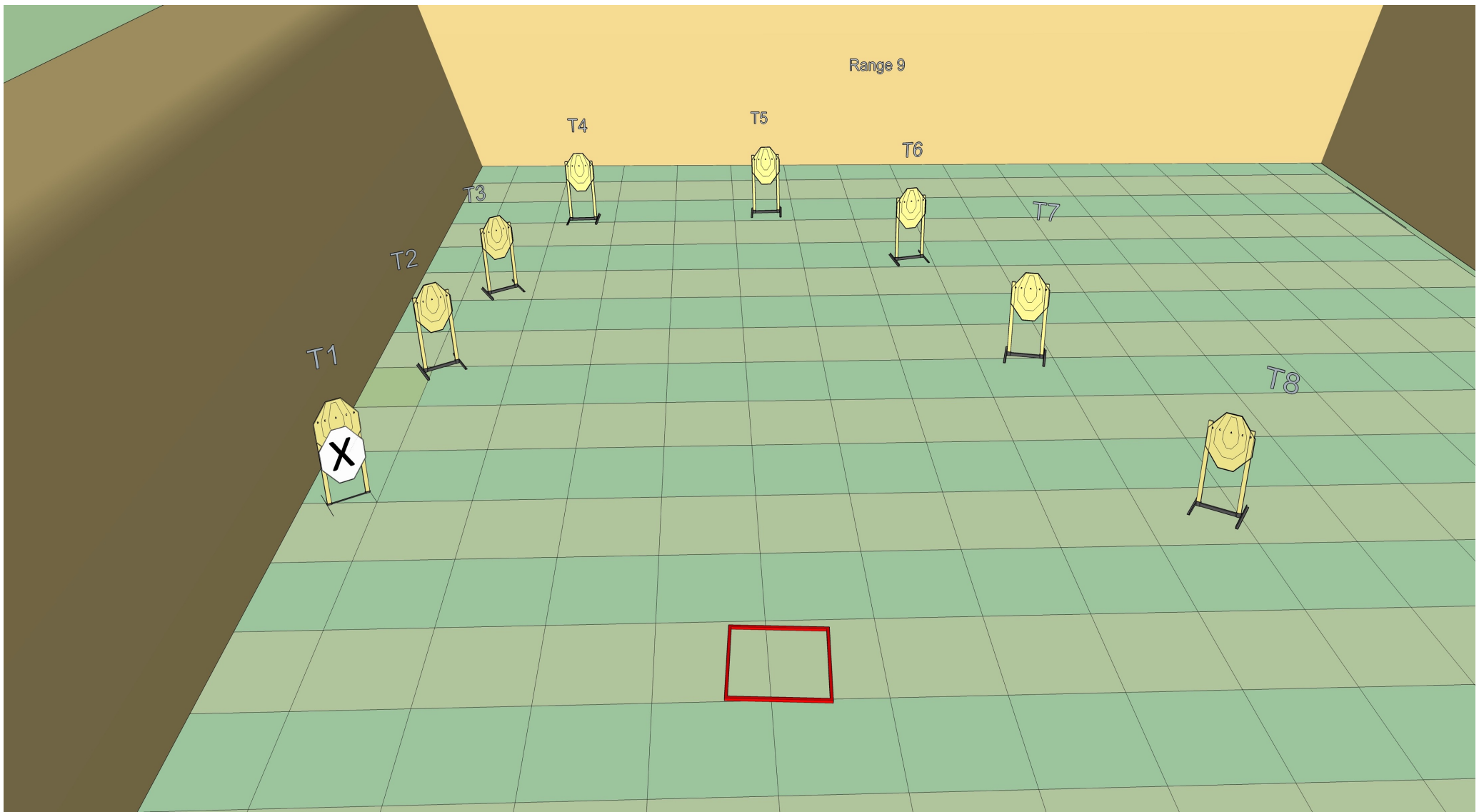
Ready condition : HG loaded chamber empty

PCC: Option 2








Time starts: Audible Signal

Start position: Standing relaxed heels touching X facing downrange as demonstrated.

Procedure: On signal engage all targets while remaining in the demarcated area



RANGE OFFICER BRIEFING

						
8	8	0	Yes	0	0	0

Stage 9 Range 9

Ready condition HG: PCC: Option 1

Time starts: Audible Signal

Start position: Standing in the demarcated area facing down range as demonstrated.

Procedure: On signal engage all targets with **one shot** while remaining in the demarcated area.