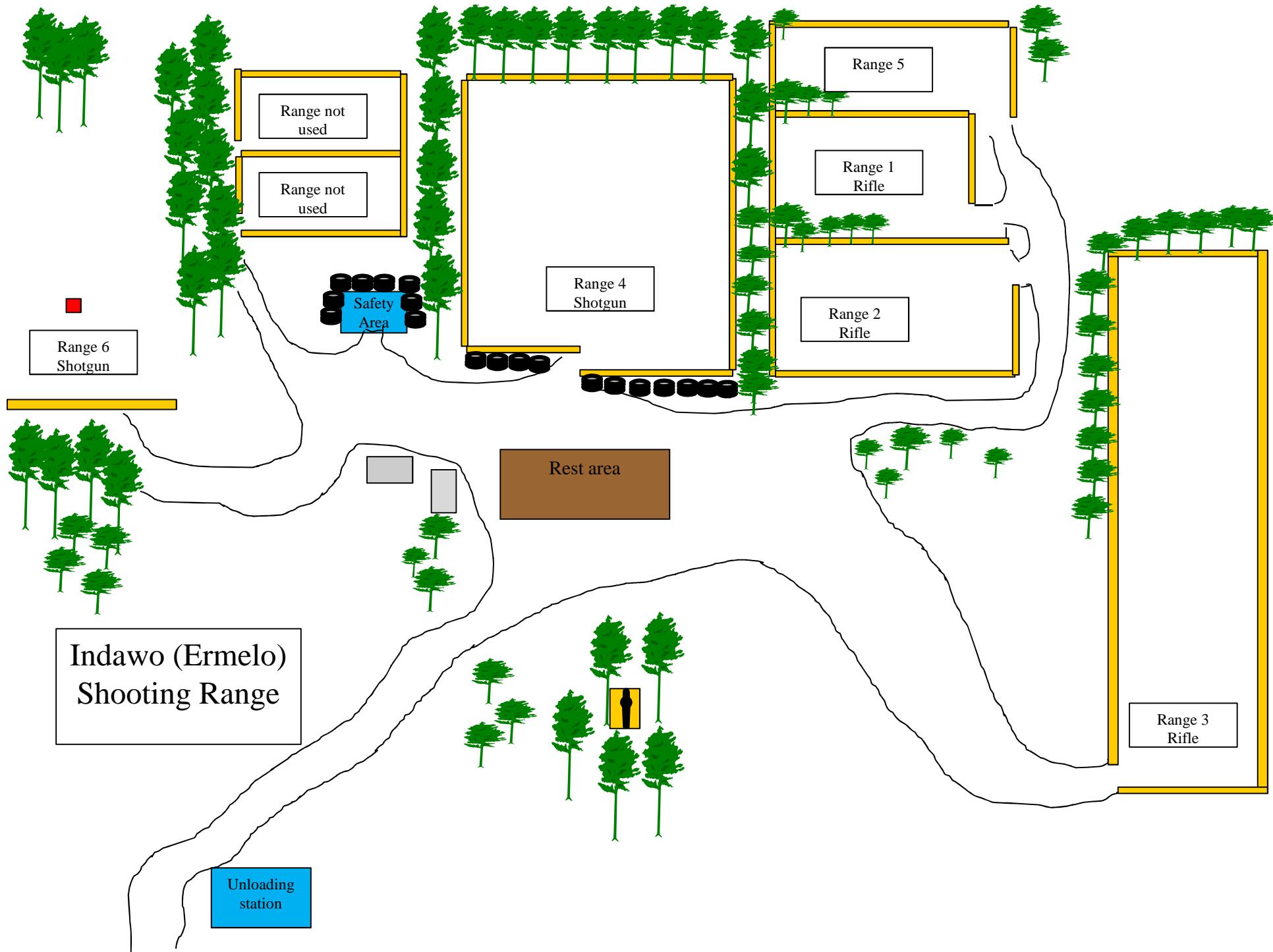


MPSA 3-Gun League 1
(RIFLE & SHOTGUN Only)

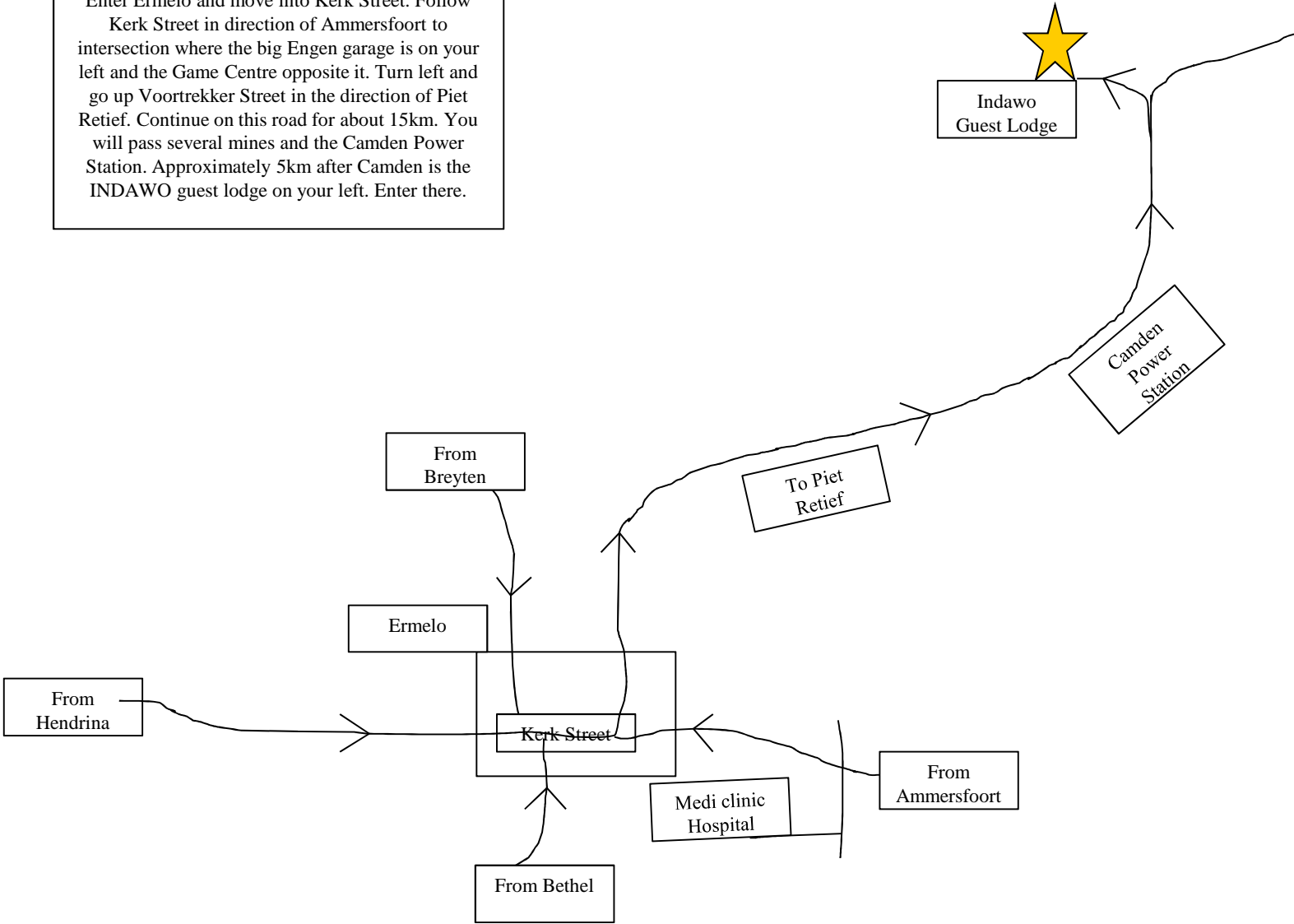
01 MARCH 2014

EPSC (Indawo) Shooting Range
Ermelo



Directions

Enter Ermelo and move into Kerk Street. Follow Kerk Street in direction of Ammersfoort to intersection where the big Engen garage is on your left and the Game Centre opposite it. Turn left and go up Voortrekker Street in the direction of Piet Retief. Continue on this road for about 15km. You will pass several mines and the Camden Power Station. Approximately 5km after Camden is the INDAWO guest lodge on your left. Enter there.



RANGE OFFICER BRIEFING

Stage 1: Run Around (Rifle)

Targets: 8 IPSC mini-targets
4 no-shoot targets

Scoring: Comstock

Distance: 10m – 15 m

Min. Rounds: 16

Start: Audible signal

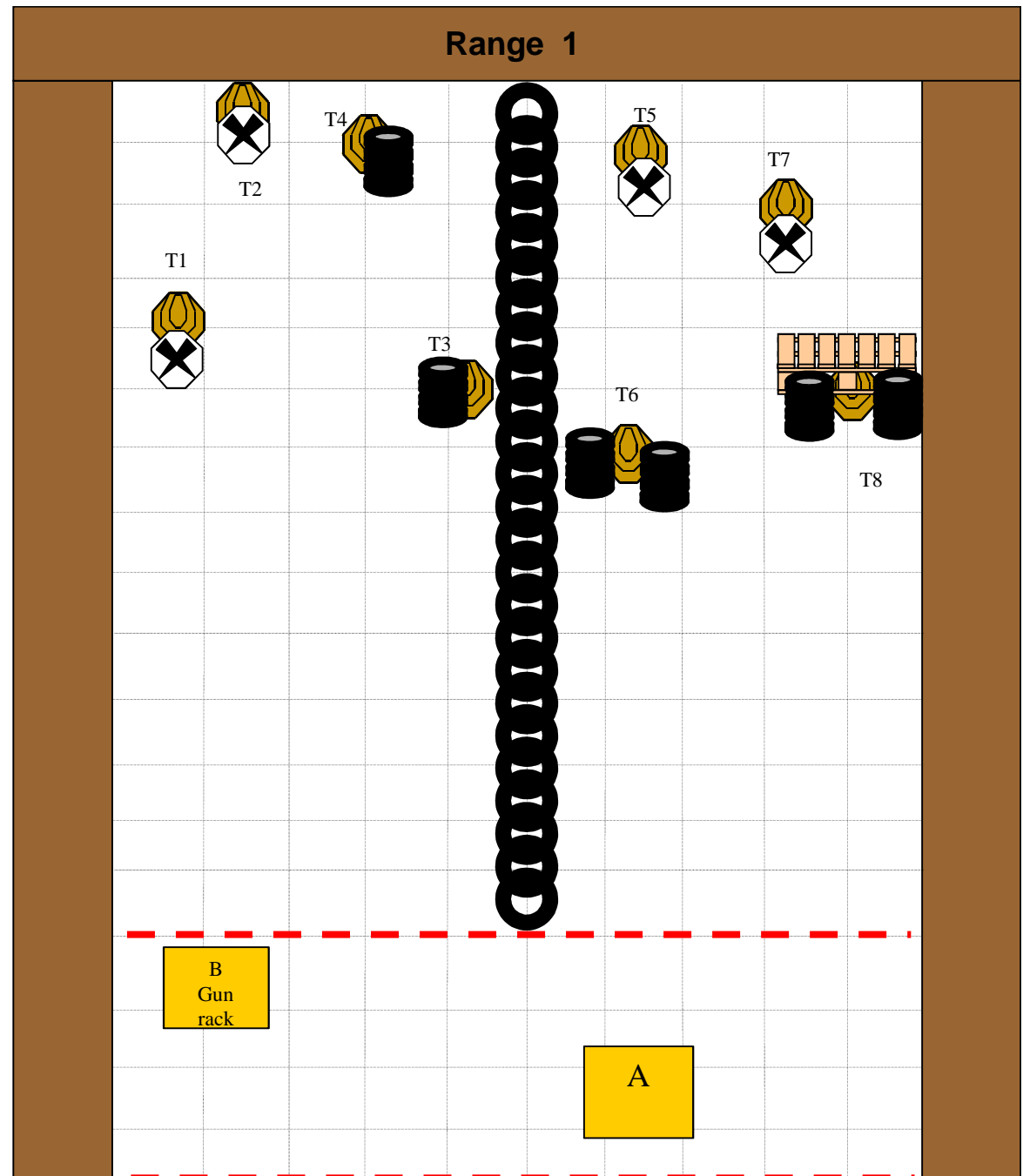
Stop: Last shot

Start position: Competitor starts standing in block “A” with hands relaxed at sides facing downrange.

Ready condition: Firearm is on gun rack in block “B” in option 2 (magazine filled and fitted, chamber empty and action closed).

Procedure: On signal move to block “B” to retrieve firearm, then engage the targets as they become visible whilst remaining in demarcated area. A compulsory magazine change must be made before engaging T5-T8

Penalties: As per latest IPSC rules.



RANGE OFFICER BRIEFING

Stage 2: House Dance (Rifle)

Targets: 10 IPSC targets
4 no-shoot targets

Scoring: Comstock

Distance: 10 - 15m

Min. Rounds: 20

Start: Audible signal

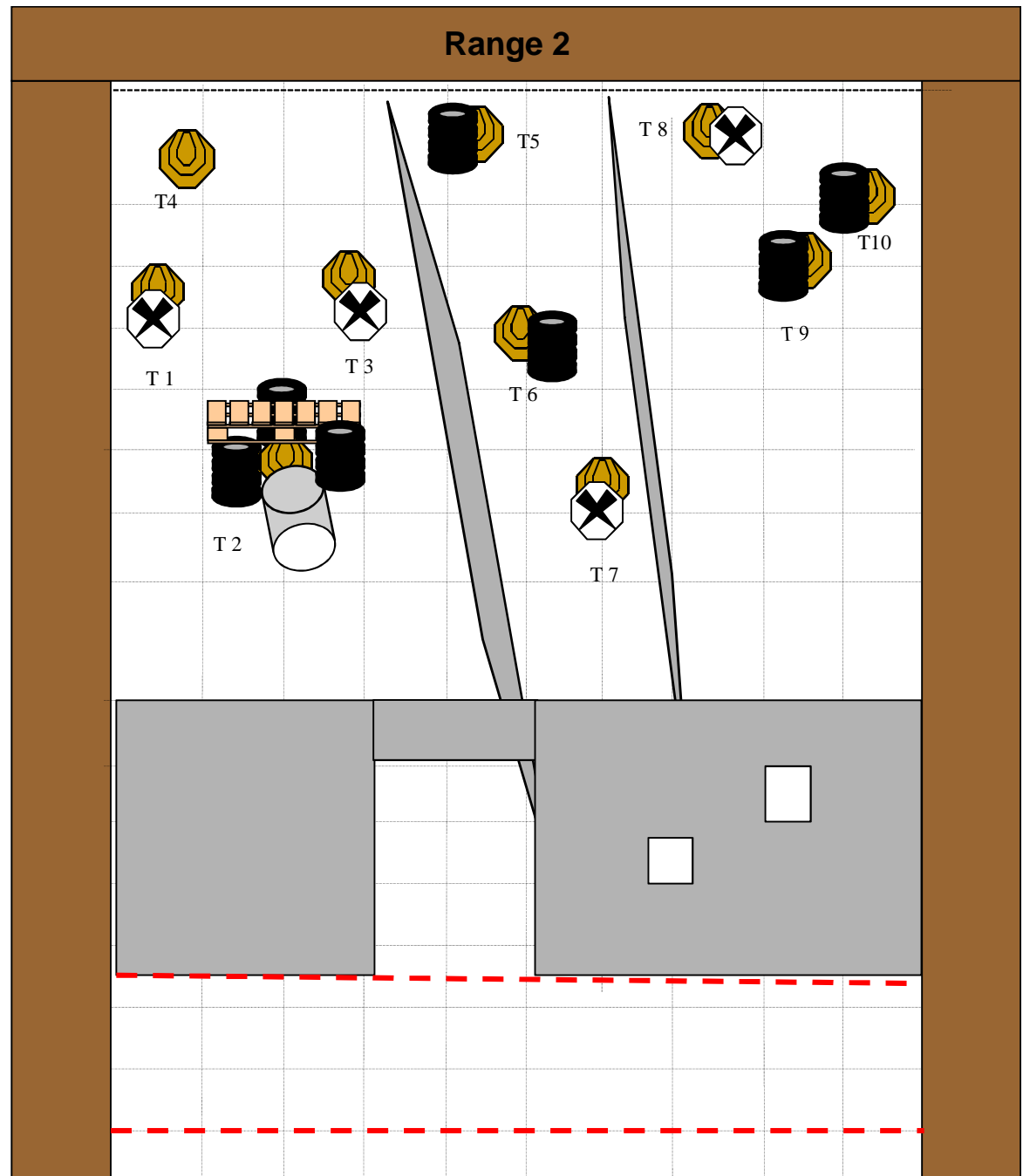
Stop: Last shot

Start position: Competitor starts standing facing downrange anywhere in the demarcated area, holding rifle with strong hand only, forestock held and butstock clutched under arm against body. Weak hand relaxed at side.

Ready condition: Firearm is in option 2 (magazine filled and fitted, chamber empty and action closed).

Procedure: On signal engage targets as they become visible through the apertures whilst remaining in the demarcated area.

Penalties: As per latest IPSC rules.



RANGE OFFICER BRIEFING

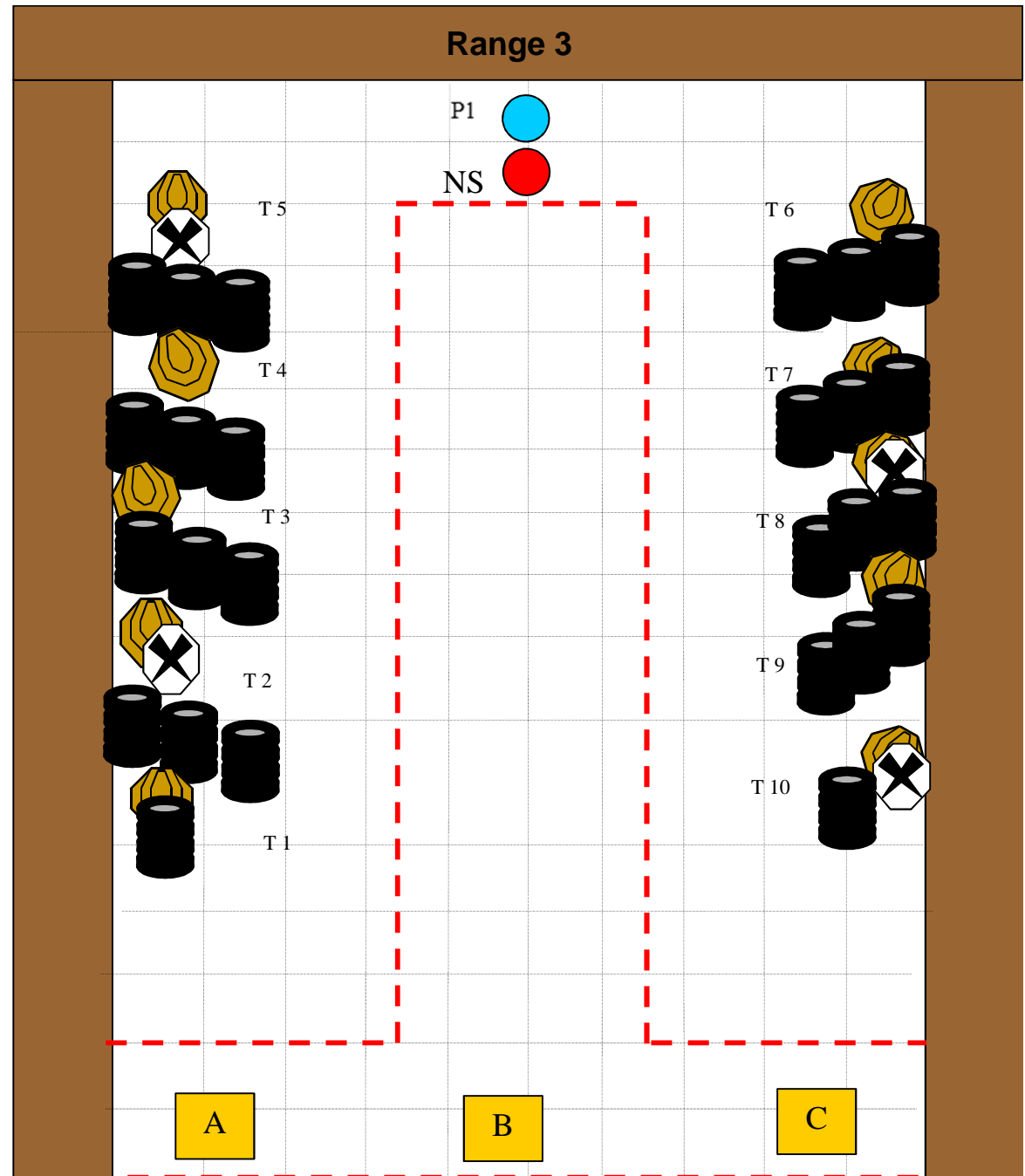
- Stage 3:** **SNIPER (Rifle)**
- Targets:** 10 IPSC targets
1 plate
1 no-shoot plate
4 no-shoot targets
- Scoring:** Comstock
- Distance:** 10 - 150m
- Min. Rounds:** 21
- Start:** Audible signal
- Stop:** Last shot

Start position: Competitor starts in either block A, B or C, facing downrange in the **prone position**, with firearm lying flat on the ground, in front of the competitor's shoulders.

Ready condition: Firearm option 1 (loaded).

Procedure: On signal **shoot down the plate** (w.i. only visible from the prone position in the starting blocks), and **thereafter the targets** as they become visible whilst remaining within the demarcated area.

Penalties: As per latest IPSC rules.



RANGE OFFICER BRIEFING

Stage 4: One night stand (Shotgun)

Targets: 3 Poppers
1 Mini-popper
4 plates

Scoring: Comstock

Distance: 10 – 20 m

Min. Rounds: 8

Start: Audible signal

Stop: Last shot

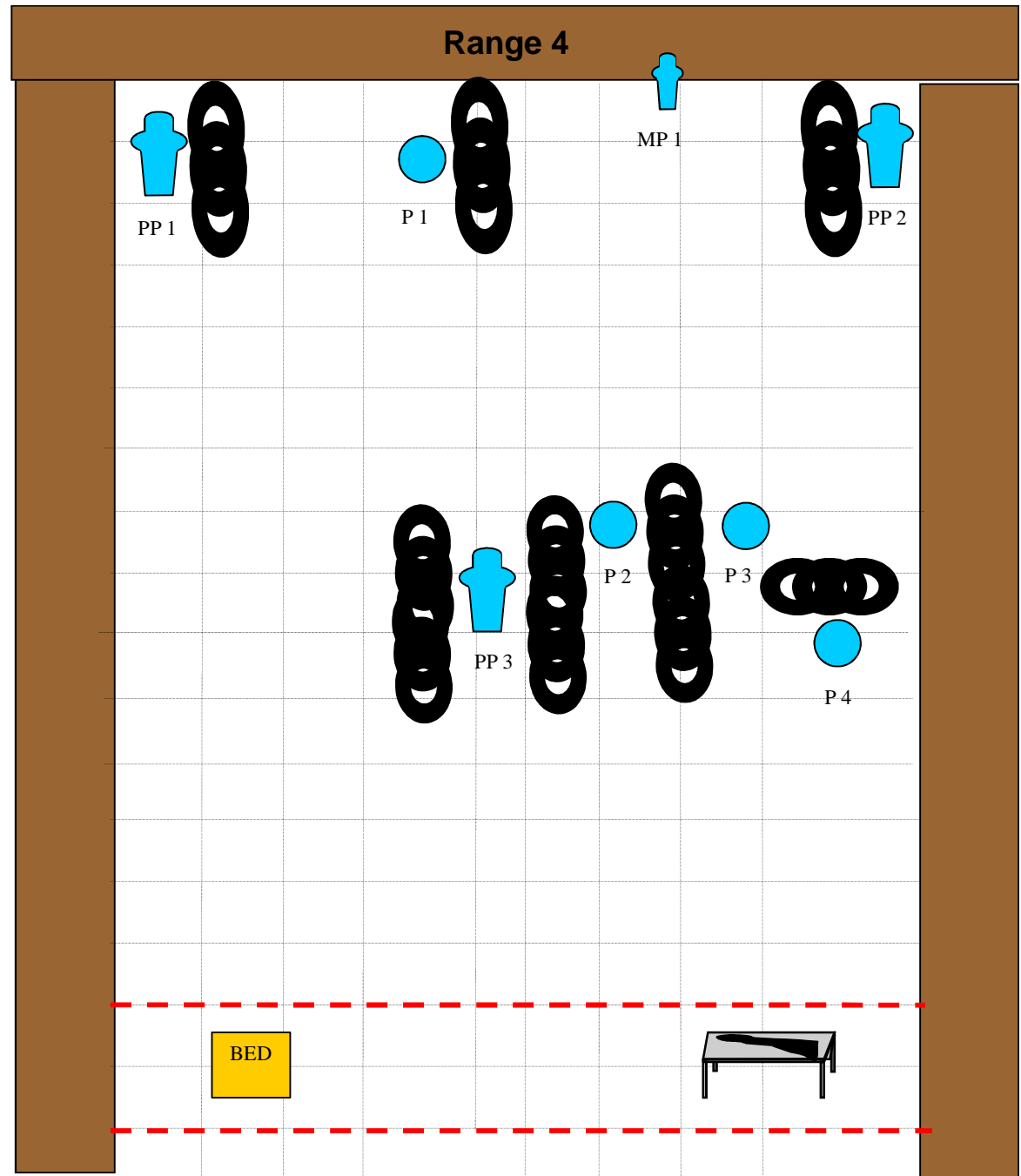
Start position: Competitor lies flat on back on bed with fingers interlaced on stomach.

Ready condition: Firearm is placed on table, pointing downrange, in option 2 (loaded, chamber empty and action closed)

Procedure: On signal engage targets as they become visible whilst remaining in the demarcated area.

Note: No 2-9 shot to be used only.

Penalties: As per latest IPSC rules.



RANGE OFFICER BRIEFING

- Stage 6:** Pigeon (Shotgun)
- Targets:** 5 High scoring frangible clay targets
- Scoring:** Comstock
- Distance:** 10 – 15 m
- Min. Rounds:** 5
- Start:** Audible signal
- Stop:** Last shot

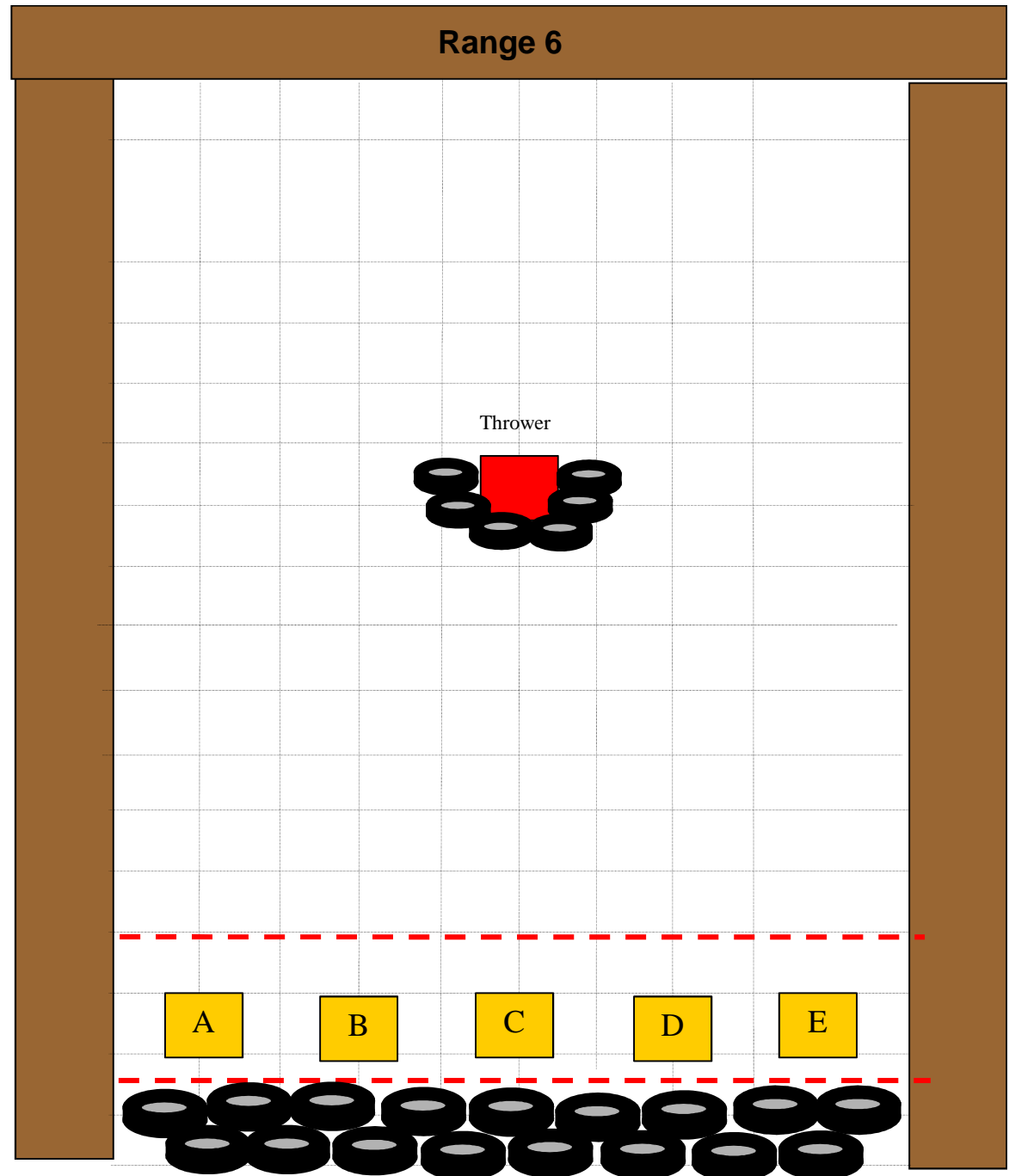
Start position: Competitor starts standing in block “A” (“E” for left-handed shooters), facing downrange.

Ready position: Firearm in the ready condition (option 1 - loaded), held in both hands, stock touching competitor at hip level, trigger guard pointing downwards, muzzle pointing downrange and fingers outside the trigger guard.

Procedure: On signal, **voice activate the thrower device (e.g. pull)** and engage the clay target. After each shot, move to next block, repeat voice activation and engage clay target, repeat and end in block “E” (“A” for left handed shooters). **Only shoot at clay targets whilst they are airborne.**

Penalties: As per latest IPSC rules.

Safety note: NO ONE but competitor and RO will be allowed on elevated, demarcated area. Other competitors and spectators to remain behind barrier line **AT ALL TIMES.**



RANGE OFFICER BRIEFING

Stage 5: **Buck Jones (Shotgun)**

Targets: 6 IPSC Classic Targets

Scoring: Comstock

Distance: 10 – 15 m

Min. Rounds: 10

Start: Audible signal

Stop: Last shot

Start position: Competitor starts in either block “A” or “B”. Standing erect.

Ready condition: Fire-arm in option 1 (loaded), held naturally in the strong hand only, barrel parallel to the ground, trigger guard downwards, muzzle pointing downrange with fingers outside the trigger guard and weak hand relaxed next to side.

Procedure: On signal engage the targets as they become visible whilst remaining in the demarcated area. **Note: Buck shot to be used only.**

Penalties: As per latest IPSC rules.

