

MPSA Handgun League 4



11 July 2015
White River Shooting Club

MPSA League 3

Hosted by

Witrivier Skietklub



White River Shooting Club

STAGES

STAGE	NAME	MIN. ROUNDS	SCORING	STAGE WEIGT %
1	Steps	32	Comstock	21%
2	Hang on	14	Comstock	9%
3	Small window	28	Comstock	18%
4	Wrong Turn	32	Comstock	21%
5	This side that side	18	Comstock	12%
6	Up and down	28	Comstock	18%
Total Rounds		152		

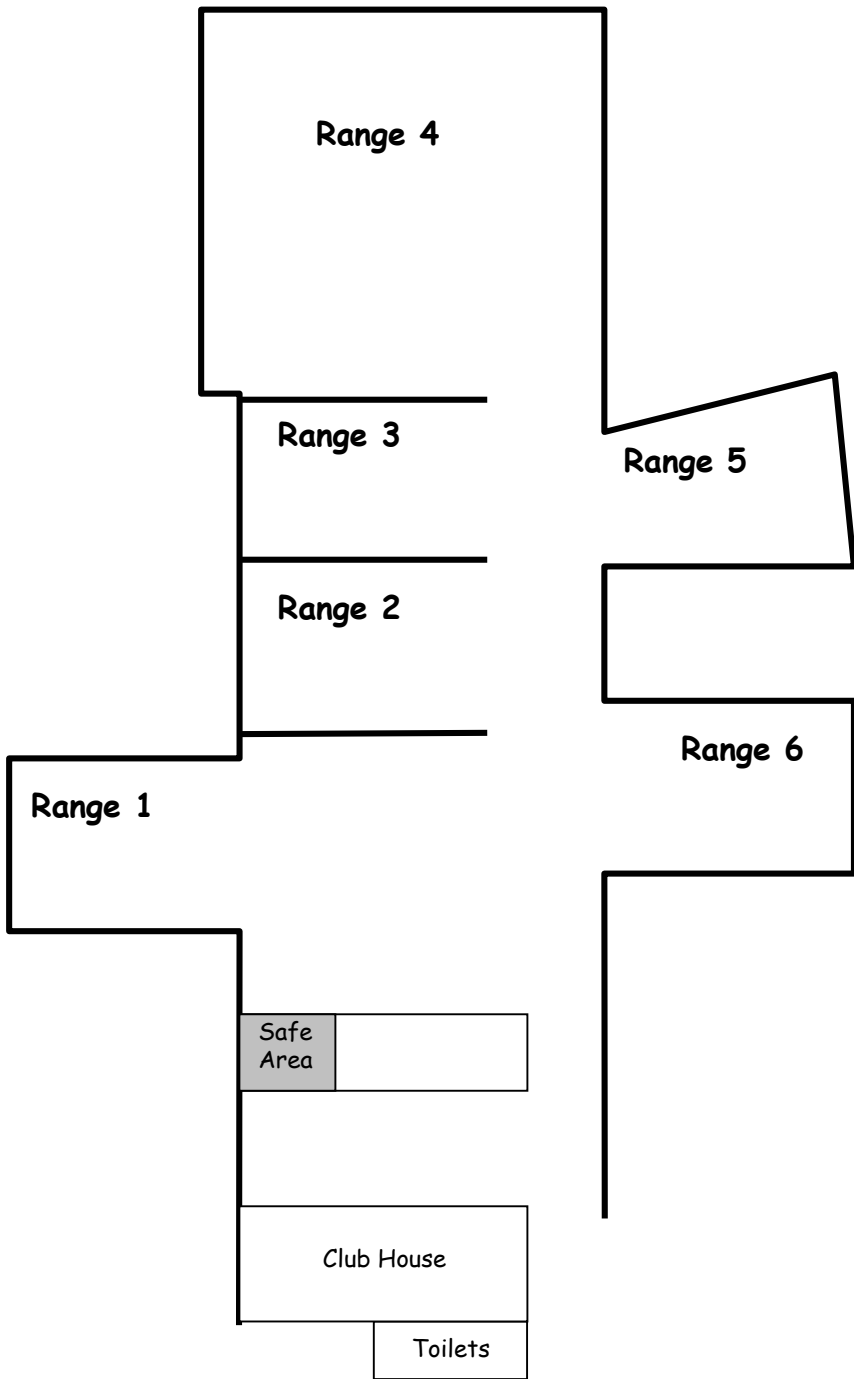
RULES

- The competition will be run according to the current IPSC rules.
- The wearing of eye and ear protection will be required during all stages of the match for participants and spectators
- No testing of the range equipment will be allowed prior to or during the match
- Course design may be altered to enhance the stages / safety of all competitors and spectators.
- No bagging, unbagging or indexing will be allowed on the line
- Registration takes place from 07:00 to 08:30
- The RO briefing starts at 08:00
- The shooting competition commences at 08:30

MATCH DIRECTOR: Ray le Clus

ARBITRATORS: Three delegates to be appointed by Match Director as and when required

CHIEF RO: Johan Prinsloo



Stage	A	B/C	D	Penalties	Score	Time	Factor
1							
2							
3							
4							
5							
6							
7							
Total							

RANGE OFFICER BRIEFING

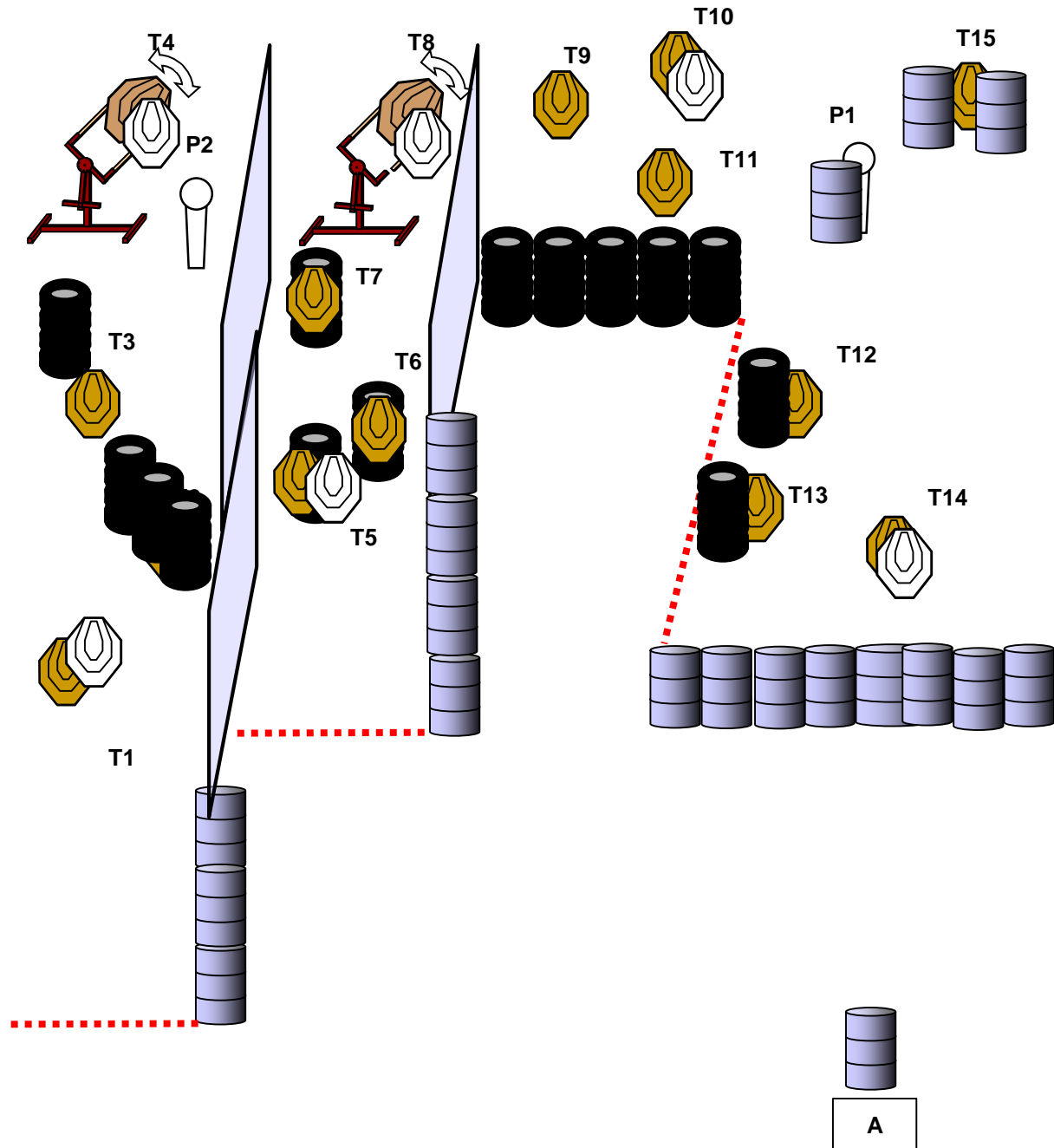
Stage 1 (Range 1): Steps

Targets: 15 IPSC Targets
6 No-shoot targets
2 Poppers

Number of rounds to be scored : 32

Start: Audible Signal

Briefing: Competitor starts at A, standing upright, facing down range, hands touching drum and heels touching branding. Gun is loaded and holstered. On signal engage targets as they become visible. P2 activates T4 and P1 activates T8. T4 and T8 remains visible and will carry miss shot penalties.



RANGE OFFICER BRIEFING

Stage 2 (Range 2) : **Hang on**

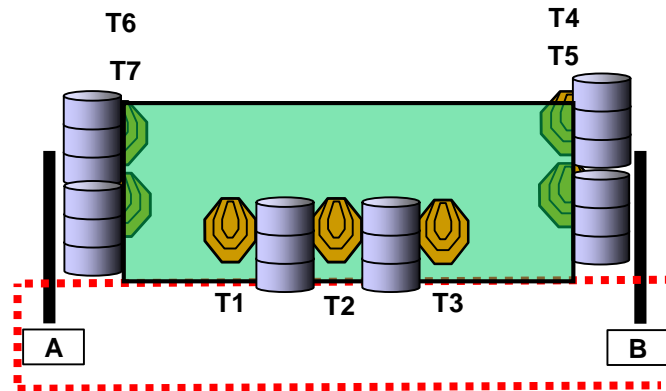
Targets: 7 IPSC mini Targets

Number of Rounds to be

scored : 14

Start: Audible Signal

Briefing: Competitor starts standing relaxed facing down range hand on pole in either box A or B. Firearm is loaded, chamber empty. On signal engage targets as they become visible while remaining in the demarcated area. Competitor may use poles to stabilise shooter when engaging targets at sides.



RANGE OFFICER BRIEFING

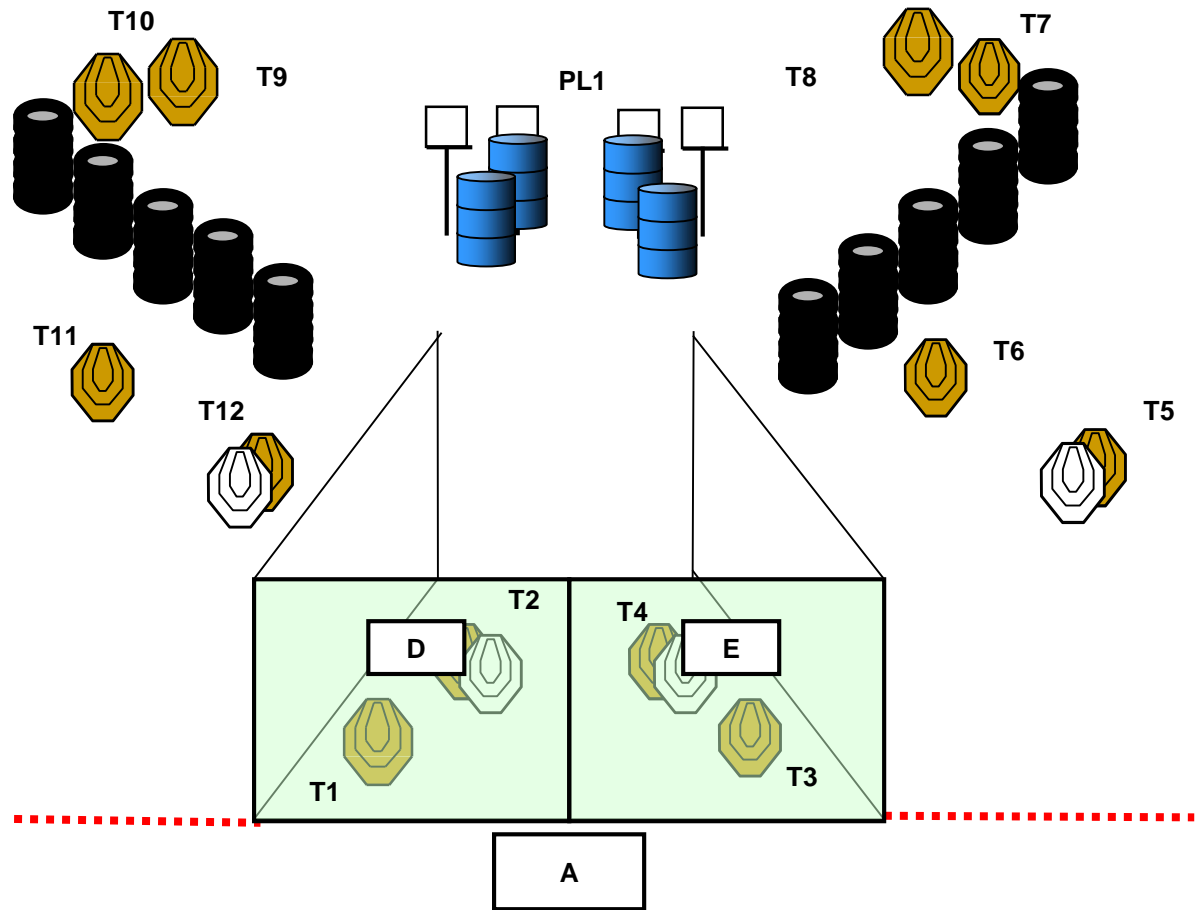
Stage 3 (Range 3): **Small window**

Targets: 12 Mini IPSC Targets
4 No-shoot targets
4 plates

Number of rounds to be scored : 28

Start: Audible Signal

Briefing: Competitor starts at A, standing upright arms relaxed at sides, facing down range. Firearm is unloaded and holstered. On signal engage targets as they become visible, while remaining in the demarcated area.



RANGE OFFICER BRIEFING

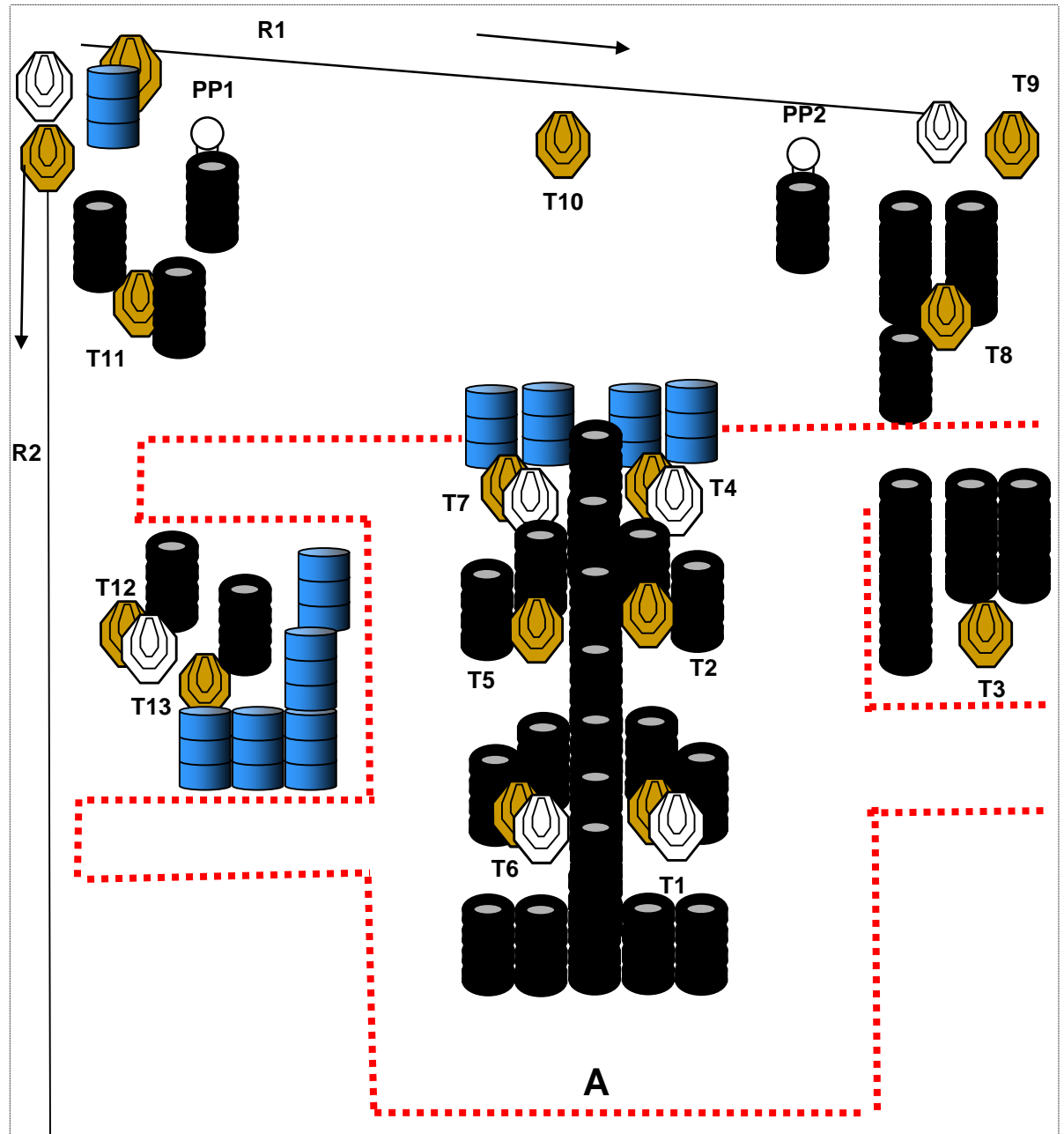
Stage4 (Range 4): Wrong turn

Targets: 15 IPSC Targets
7 No-shoot targets
2 Poppers

Number of rounds to be scored : 32

Start: Audible Signal

Briefing: Competitor starts at A, facing down range hands surrender, heels against bandering. Firearm is loaded and holstered. On signal engage targets as they become visible while remaining in the demarcated area. Popper PP1 activates runner R1 and plate PP 2 activates runner R2 both of which, remains visible and will carry miss shot penalties.



RANGE OFFICER BRIEFING

Stage 5 Range 5: **This side and that side**

Targets 8 Ipsc Targets
2 poppers
3 No shoots

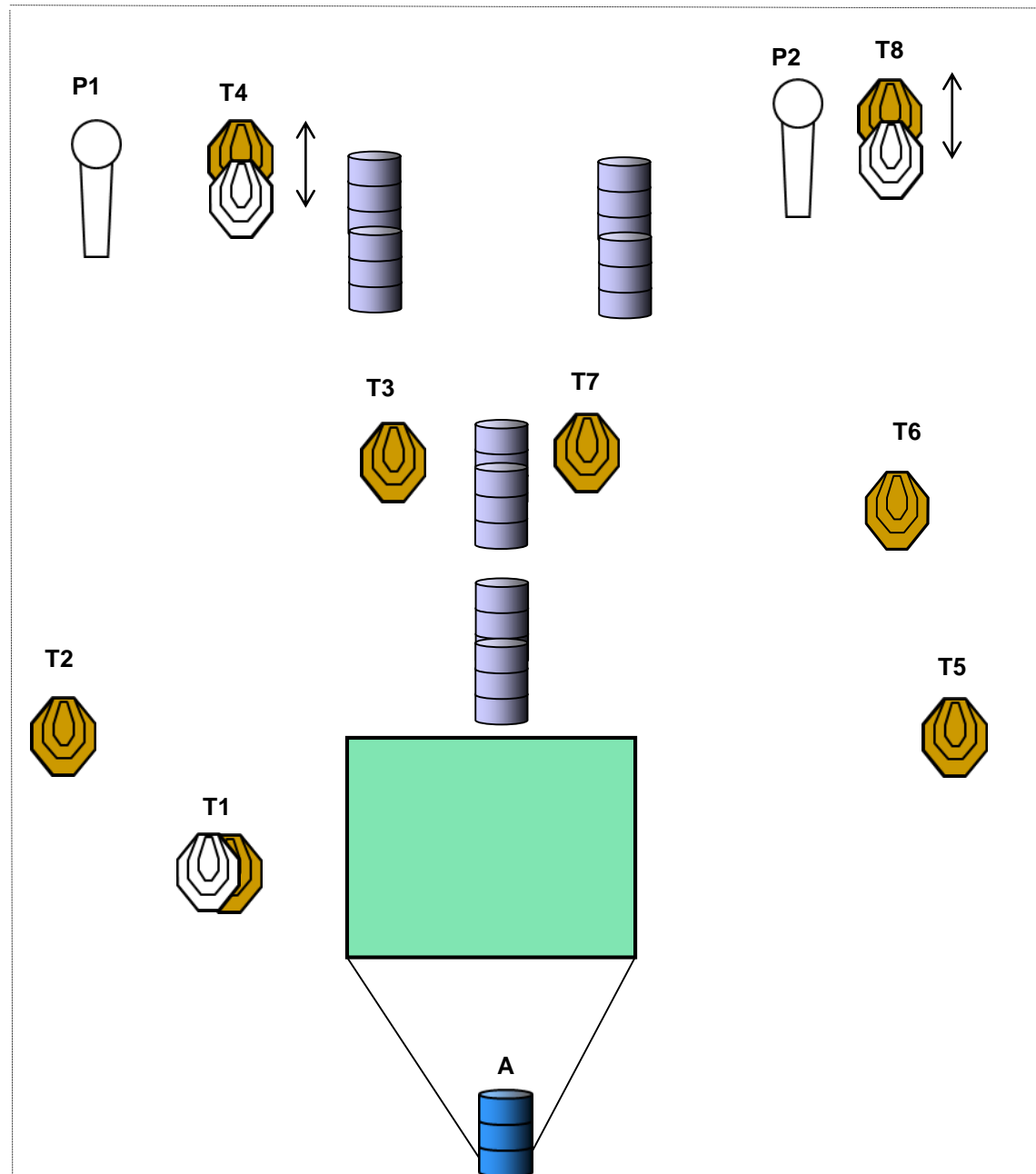
Number of rounds

To be Scored 18 Rounds

Start Audible signal

Briefing

Shooter starts back to targets at area A gun loaded and holstered with both hands holding onto the drum at demarcated area. On signal engage targets as they become visible. P1 activates bobber T4 and P2 activates T8. T4 and T8 remains visible and will carry miss shot penalties.



RANGE OFFICER BRIEFING

Stage 6 (Range 6): Up and down

Targets: 11 IPSC Targets
2 No-shoot targets
6 Plates

Number of rounds to be

scored : 28

Start: Audible Signal

Briefing: Competitor starts standing at A , facing down range hands at sides. Gun loaded and holstered , on signal engage targets as they become visible.

