

RANGE	NAME	Targets	MIN. ROUNDS	POSSIBLE POINTS	STAGE % ROUNDS	STAGE % POINTS
1	Shotgun Stage 1	3 Poppers	9	45	7%	7%
		4 Plates/ 2 No shoots				
2	Shotgun Stage 2	2 Clays	12	60	9%	9%
		5 Poppers				
		7 Plates				
3	Shotgun Stage 3	5 No Shoots	16	80	12%	12%
		16 Plates				
4	Shotgun Stage 4	4 No Shoots	28	140	21%	21%
		8 Poppers				
5	Rifle Stage 1	20 Plates	18	90	13%	13%
		6 No Shoots				
6	Rifle Stage 2	3 IPSC	32	160	24%	24%
		8 IPSC				
		13 Plates				
7	Rifle Stage 3	3 Poppers	7	35	5%	5%
		3 IPSC				
		3 No Shoots				
8	Rifle Stage 4	12 IPSC	12	60	9%	9%
		11 No Shoots				
Totals			134	670	100%	100%

MPSA 2 Gun League 1 2016



Sportsman Like Behavior – Work Together!

- Remain with your detail through out the shoot.
- Help patch, score and pick up poppers and plates, every stage.
- Help others with collection of “Doppies” after every shoot.
- Sign your score sheet at the end of the stage. Vanishing shooters get ZERO score.

RULES

- The competition will be run according to the current IPSC rules.
- The wearing of eye and ear protection will be required during all stages of the match for participants and spectators
- No testing of the range equipment will be allowed prior to or during the match
- Additional non shoots or barricades may be added to stages to enhance safety of all competitors and spectators
- No bagging, un-bagging or indexing will be allowed on the line
- No Ammo permitted in safety areas

MATCH DIRECTOR:

RANGE MASTER:

CRO

ARBITRATORS:

AT Olivier

Mitch McAllister

Johan Prinsloo

Three delegates to be appointed by Match Director as and when required

- **VENUE:** Ngodwana Shooting Range
- **DATE:** 09th April 2016
- **REGISTRATION:** 07H30 to 08H15
- **RO BRIEFING:** 08H00 to 08H30
- **START :** 08H30
- **ENTRY FEE:** Members R50; **Non members R100**
- **REFRESHMENTS ON SALE** Nel special and Cool drinks

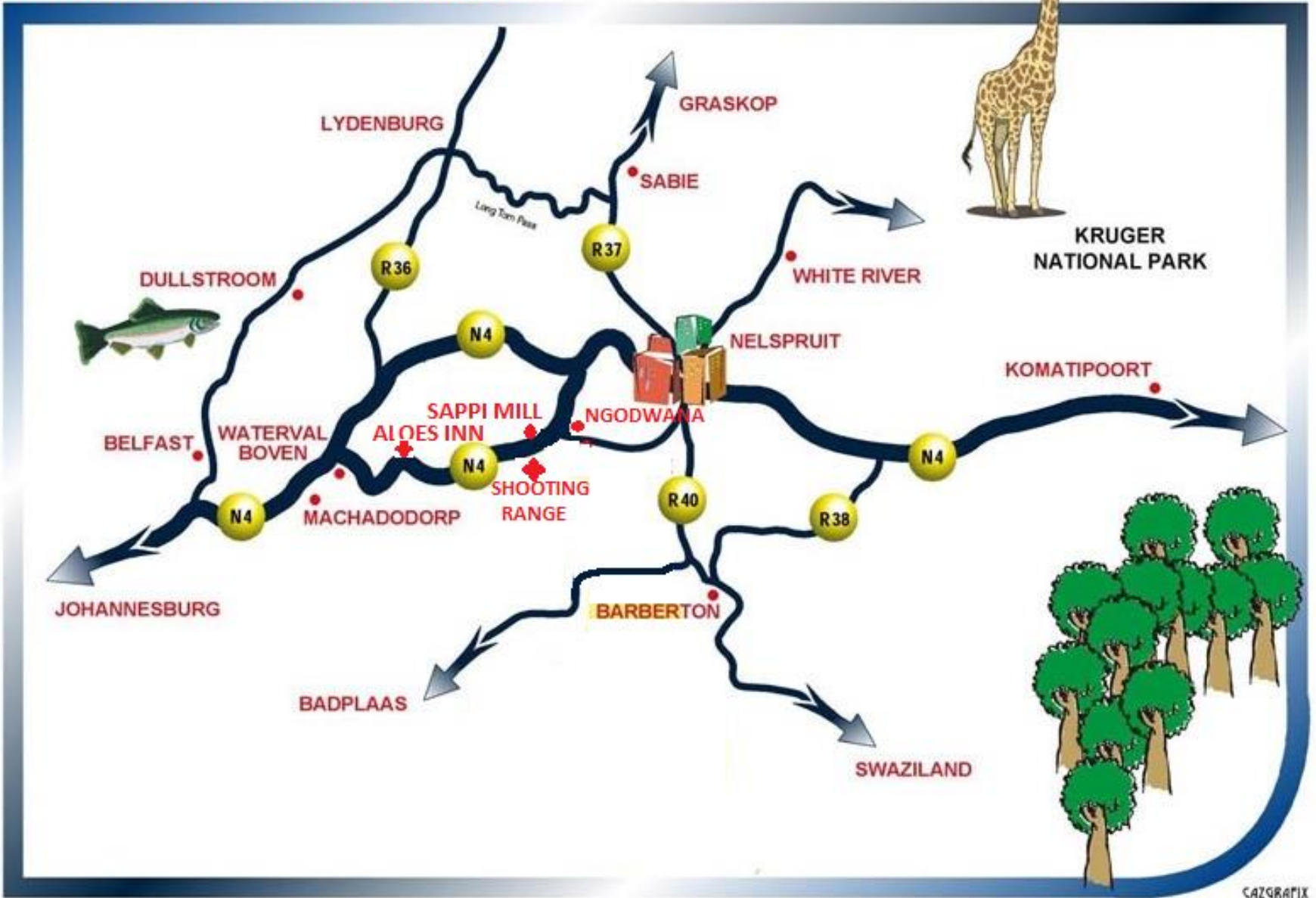
Note to Shooters / Spectators

Vehicle Access on to the range is restricted.

No Parking on the range please.

For your own safety, No climbing on or over walled barricades.

MAP TO NGODWANA SHOOTING RANGE +





Map to Ngodwana Shooting Range



Ngodwana Shooting Range Lay-out



Range 1

Range 2 A&B

Range 3

Range 4

Range 5

Range 6

Range 7

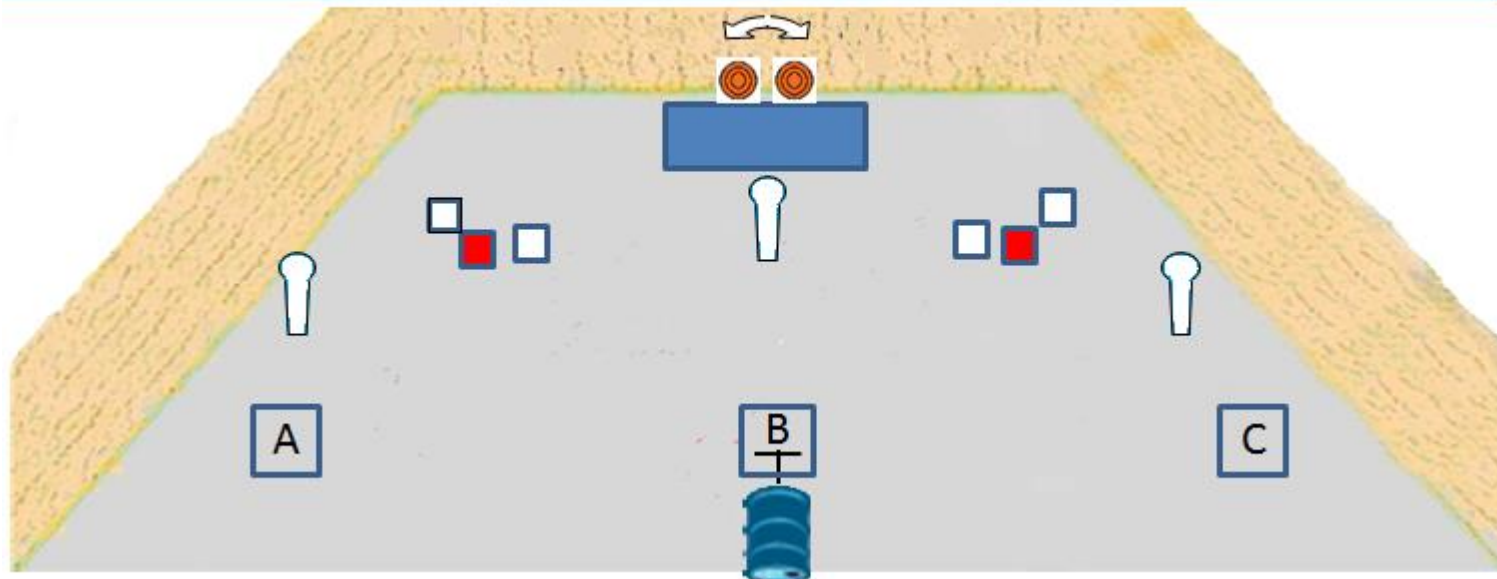
Range 8




















Club house

Range 9

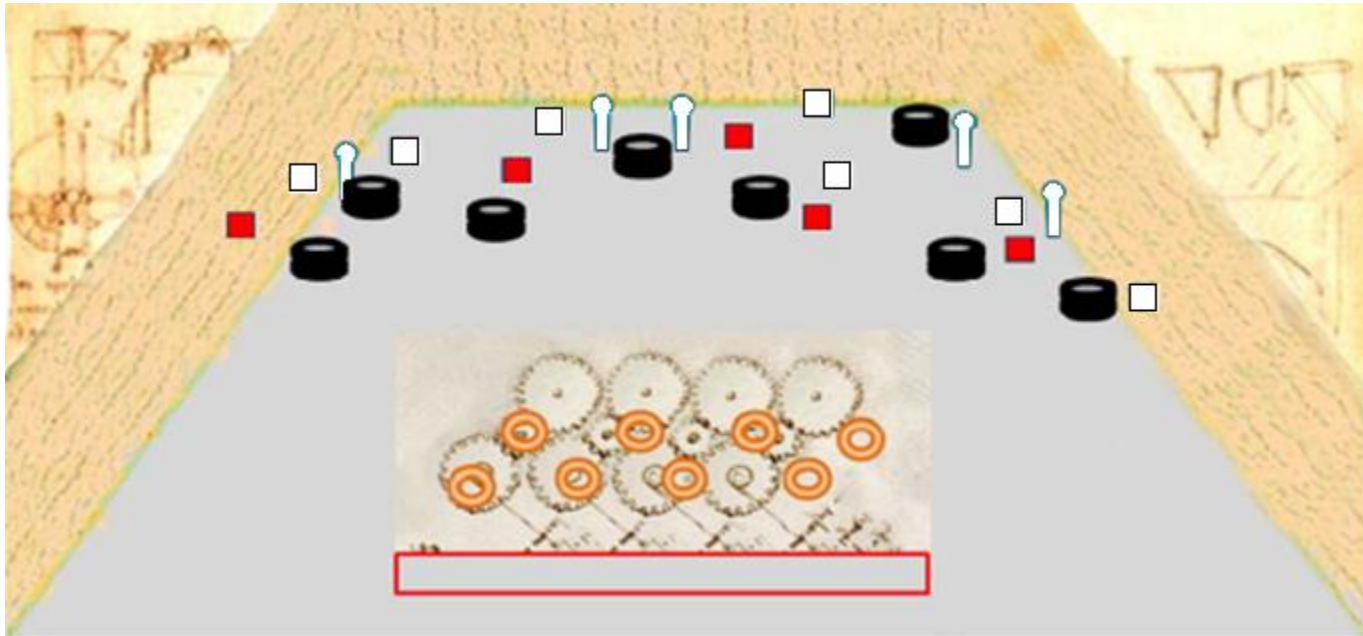
Parking



















Range 10



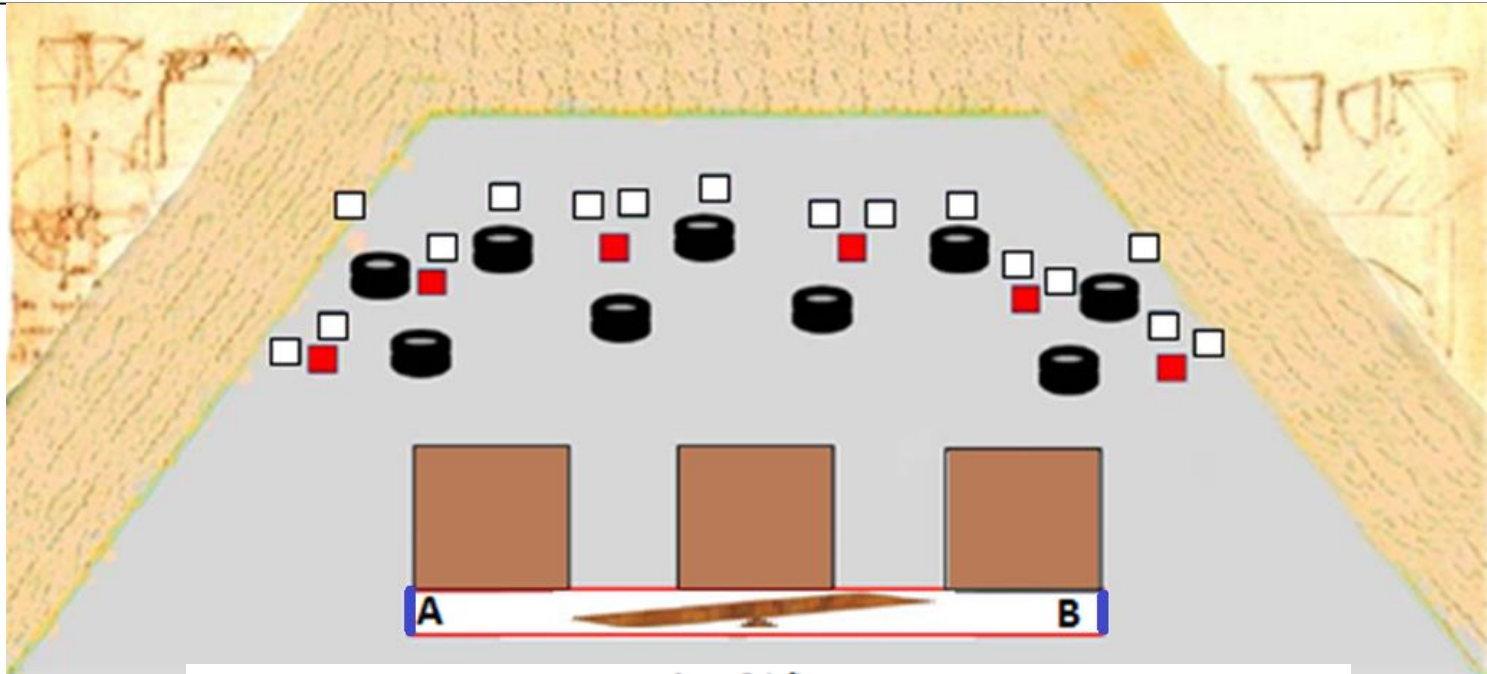
Type	Short Course									
Number of rounds to be scored	9									
Max points	45									
Distance	10-20m			3				4		2
Start	Audible signal									
										
	Firearm unloaded. Option 3							2		
Start position	Standing relaxed in A or C facing downrange, Shotgun held with both hands, but touching hip.									
Procedure	On the start signal engage target array on the left or right from A or C only, mandatory reload and engage popper & clay array from B only, mandatory reload and engage the remaining array from A or C.									
Safety angle	90°, backstop									

Range 6 – Shotgun Stage 2





















Type:	Short Course								
Number of rounds to be scored:	12								
Max points:	60			5		7			
Distance:	5-15 mt.								
Start:	Audible signal								
									
	Firearm loaded, chamber empty Option 2						5		
Start position:	Standing erect in the shooting area with firearm parallel to the ground, held in weak hand only.								
Procedure:	On the start signal engage target from within the designated area.								
Safety angle:	$\pm 90^\circ$ Azimuth, $\pm 90^\circ$ in elevation.								

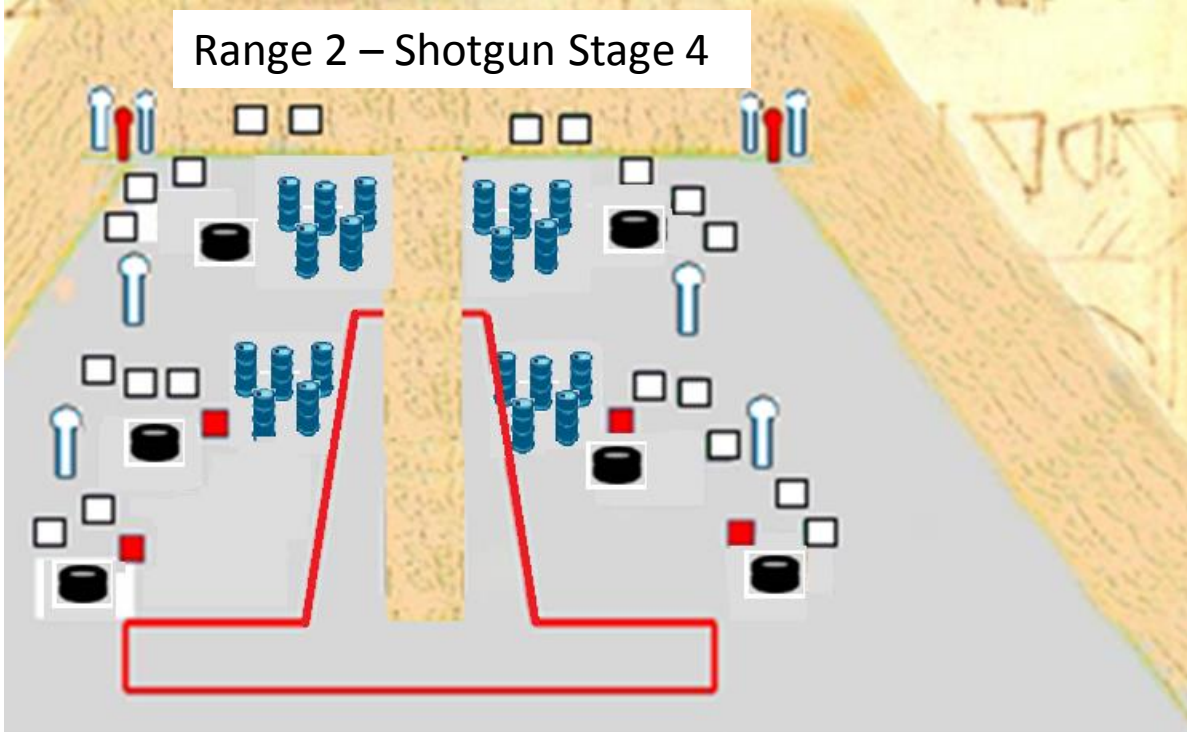
Range 3 Shotgun Stage 3




















Stage Briefing

Type:	Medium course						
Number of rounds to be scored:	16						
Max points:	80				16		
Distance:	5-15 mt.						
Start:	Audible signal						
							
	Firearm loaded. Option 1				6		
Start position:	Standing erect with one foot touching at A or B, Fire arm held in both hands, stock touching the competitor at hip level, muzzle pointing down range. Fingers outside the trigger guard, loading port facing the ground.						
Procedure:	On the start signal engage target from within the designated area.						
Safety angle:	±90° Azimuth, ±90° in elevation.						

Range 2 – Shotgun Stage 4

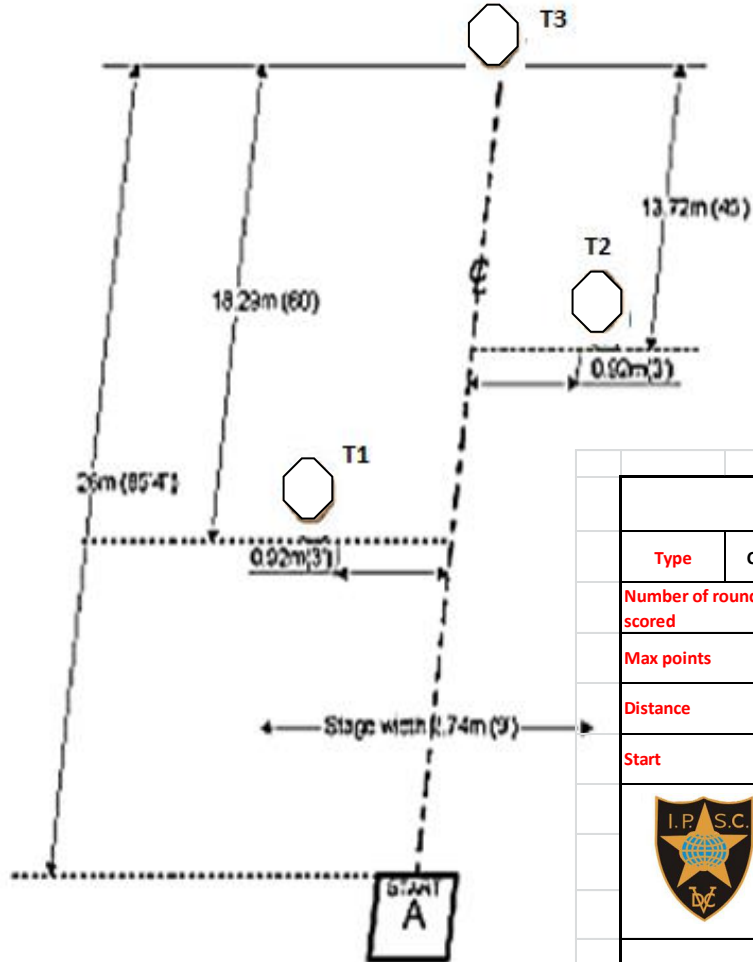


Type:	Long course					
Number of rounds to be scored:	28					
Max points:	140			8	20	
Distance:	5-15 mt.					
Start:	Audible signal					
						
	Firearm loaded. Option 1			2		4 
Start position:	Standing erect in the shooting area with firearm held in both hands, stock touching the competitor at hip level, muzzle pointing down range, with fingers outside the trigger guard. Loading port facing to the ground. One heel touching the start line as indicated.					
Procedure:	On the start signal engage target from within the designated area.					
Safety angle:	±90° Azimuth, ±90° in elevation.					

Range 1 - Rifle Stage 1

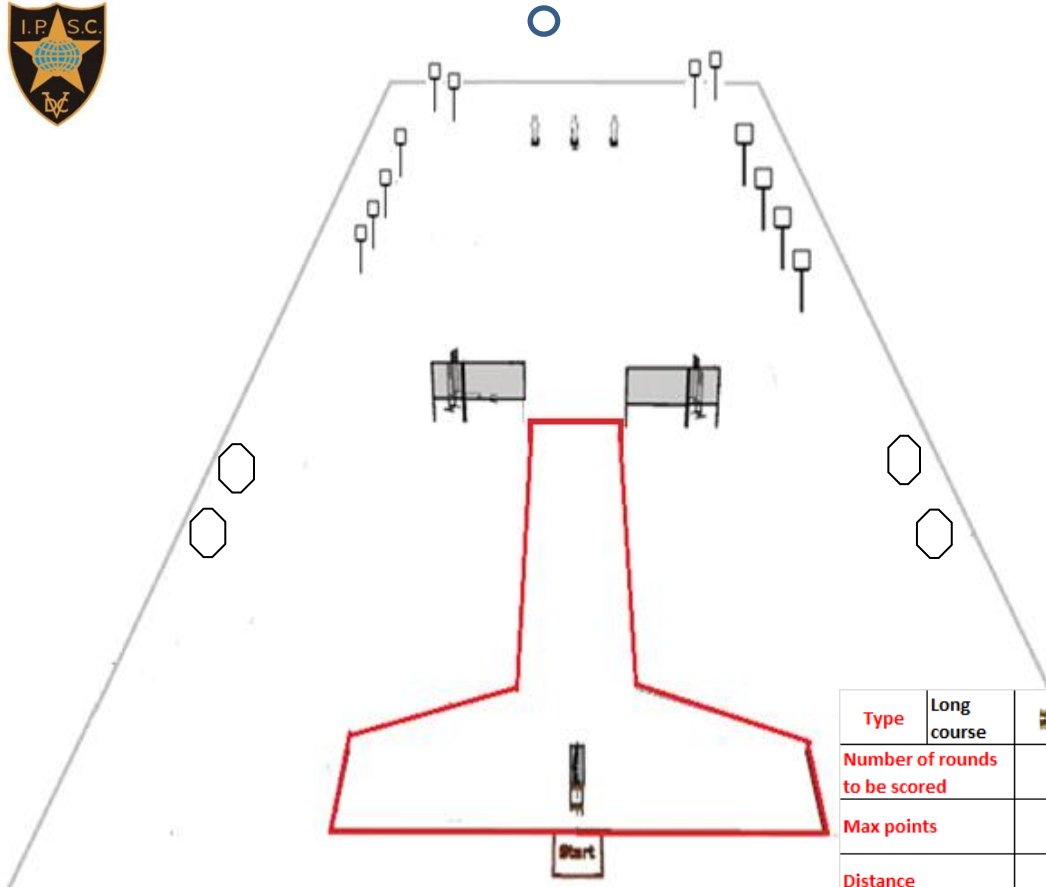
IPSC Classifier

Stage: CLC-19



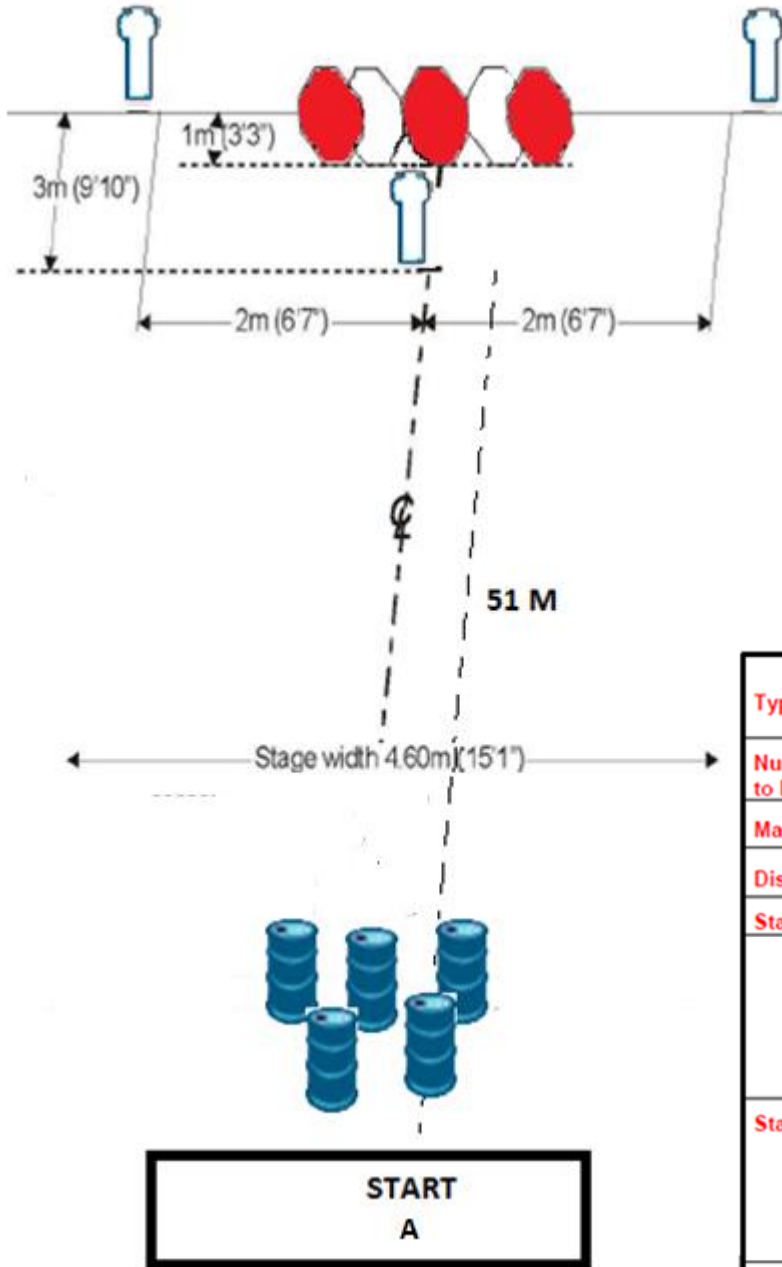
Stage Briefing									
Type	Classifier			12					
Number of rounds to be scored		18							
Max points		90							
Distance		8-26 meters							
Start		Audible signal		11					
		Firearm loaded Option 1							
Start position	Start satndng relaxed in area A, rifle held with both hands, butt on hip.								
Procedure	On the start signal engage targets T3 with 6 rounds from within the designated area. Make a mandatory reload and engage target T2 with six rounds from within the demarcated area. Perform another mandatory reload and engage target 1 with six rounds from within the demarcated area.								
Safety angle	90° and backstop								

Range 8 - Rifle Stage 2,



Type	Long course			8					
Number of rounds to be scored	32								
Max points	160		3			13			
Distance	25 -110 m								
Start	Audible signal								
	Firearm loaded. Option 1								
Start position	Standing relaxed in area A. Rifle placed fully on table, muzzle pointing downrange.								
Procedure	On the start signal engage targets from within the designated area. All steel must be engaged from behind the table								
Safety angle	90°, backstop								

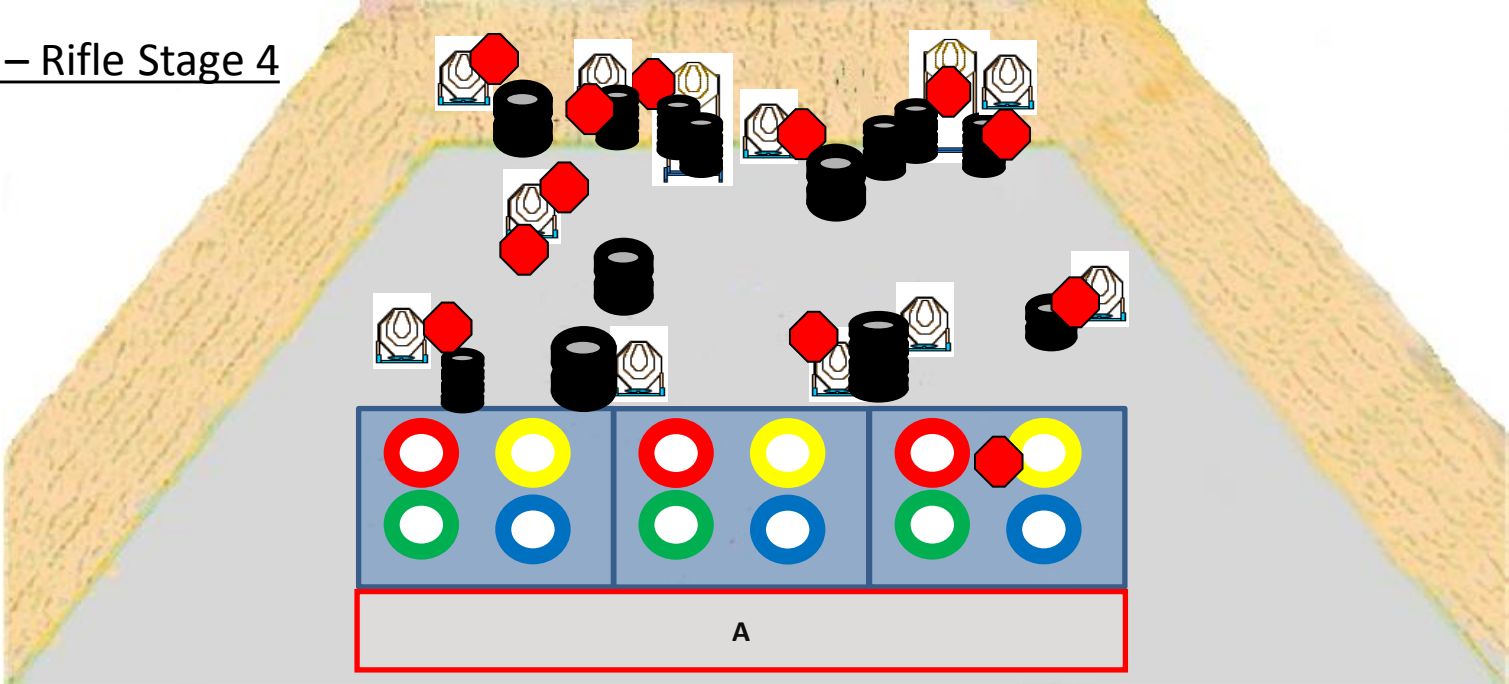
Range 9 - Rifle Stage 3






















Stage Briefing

Type:	Short Course			2					
Number of rounds to be scored:	7								
Max points:	35								
Distance:	51 - 55 meters								
Start:	Audible signal								
			3						
	Firearm loaded. Option 1								
Start position:	Sitting in area A, facing down range, rifle lying between legs, barrel facing down range. Rifle loaded option 1. After audible signal engage targets as they become visible from within the demarcated area.								
Procedure:	On the start signal engage target from within the designated area.								
Safety angle:	±90° Azimuth, ±90° in elevation.								

Range 6 – Rifle Stage 4



Stage Briefing

Type	Long Course			12						
Number of rounds to be scored	12									
Max points	60									
Distance	5-20 meters									
Start	Audible signal			11						
										
	Firearm unloaded Option 3									
Start position	Competitor starts standing anywhere in demarcated area, rifle in weak hand, barrel pointing down range.									
Procedure	On the start signal engage targets as they become visible whilst remaining inside the demarcated area									
Safety angle	90° and backstop									