

MPSA – Rifle Tournament 2 2017



- **VENUE:** **Ngodwana Shooting Range**
- **DATE – RIFLE:** 27th August 2017 – 6 STAGES
- **REGISTRATION:** 07H30 to 08H15
- **RO BRIEFING:** 07H45 to 08H30
- **START :** 08H30 Sharp
- **ENTRY FEE:** R200.00

- Each day is a separate event, but only one entry fee is payable, for entry to the full event or entry only for either single day.
- Range Officers be reimbursed only once for the full event, not for each day. Shotgun 26th August and Rifle 27th August.
- Refreshments will be on sale both days.
- Accommodation available at Aloes Country Inn (Dave Mobile : 084 712 1659)
- Camping at the Range is Permitted at no charge. (Potable water and Toilets available on the range)

Note to Shooters / Spectators

Vehicle Access on to the range is restricted.

No Parking on the range please.

For your own safety, No climbing on or over walled barricades.

Camping is permitted at the range, but facilities are limited to water and toilet.

Sportsman Like Behavior – Work Together!

- Remain with your detail through out the shoot.
- Help patch, score and pick up poppers and plates, every stage.
- Help others with collection of “Doppies” after every shoot.
- Sign your score sheet at the end of the stage. Vanishing shooters get ZERO score.

RULES

- The competition will be run according to the current IPSC rules.
- The wearing of eye and ear protection will be required during all stages of the match for participants and spectators
- No testing of the range equipment will be allowed prior to or during the match
- Additional non shoots or barricades may be added to stages to enhance safety of all competitors and spectators
- No bagging, un-bagging or indexing will be allowed on the line
- No Ammo permitted in safety areas

MATCH DIRECTOR:

AT Olivier

RANGE MASTER:

Mitch McAllister

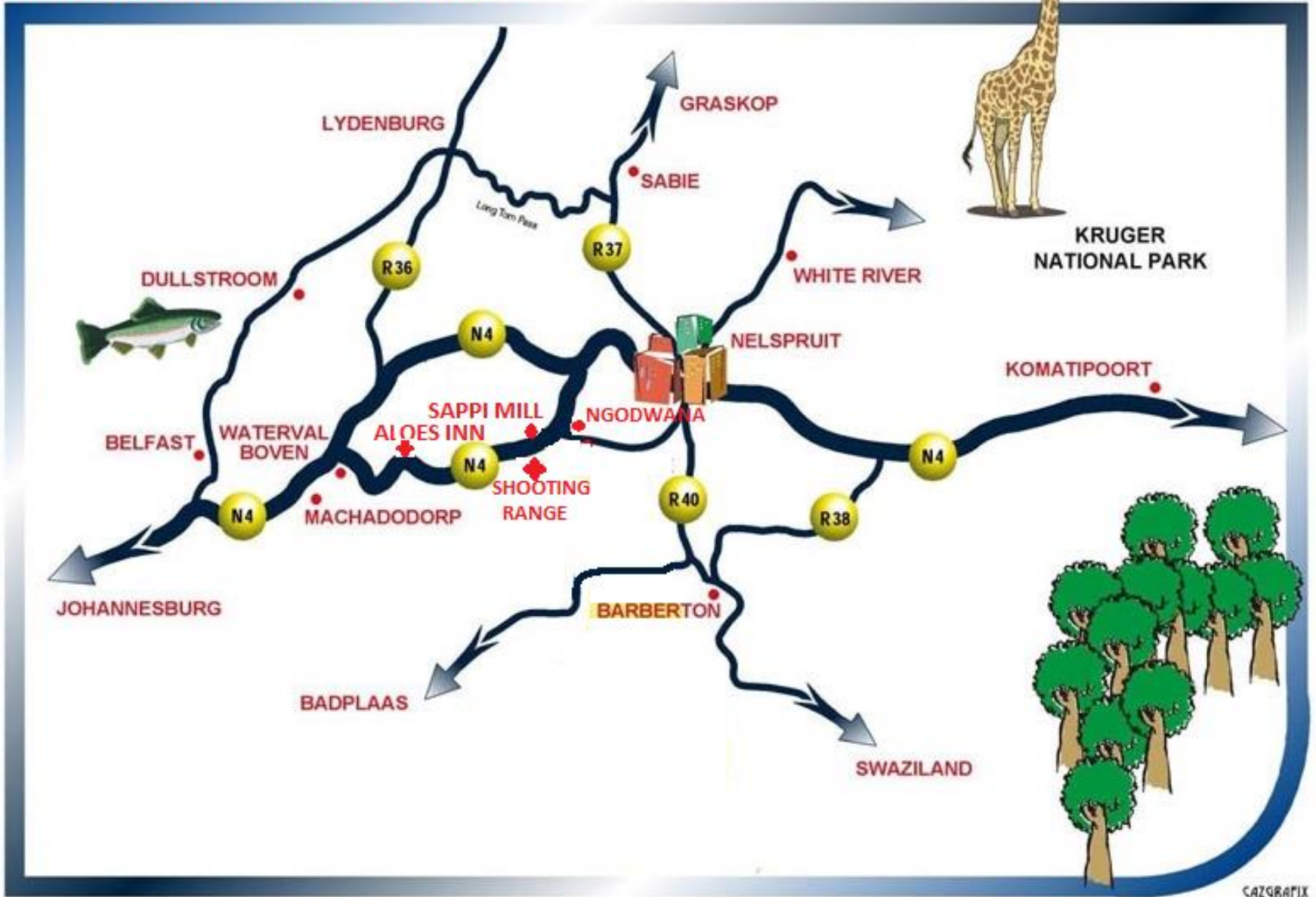
CRO

Fred Scott

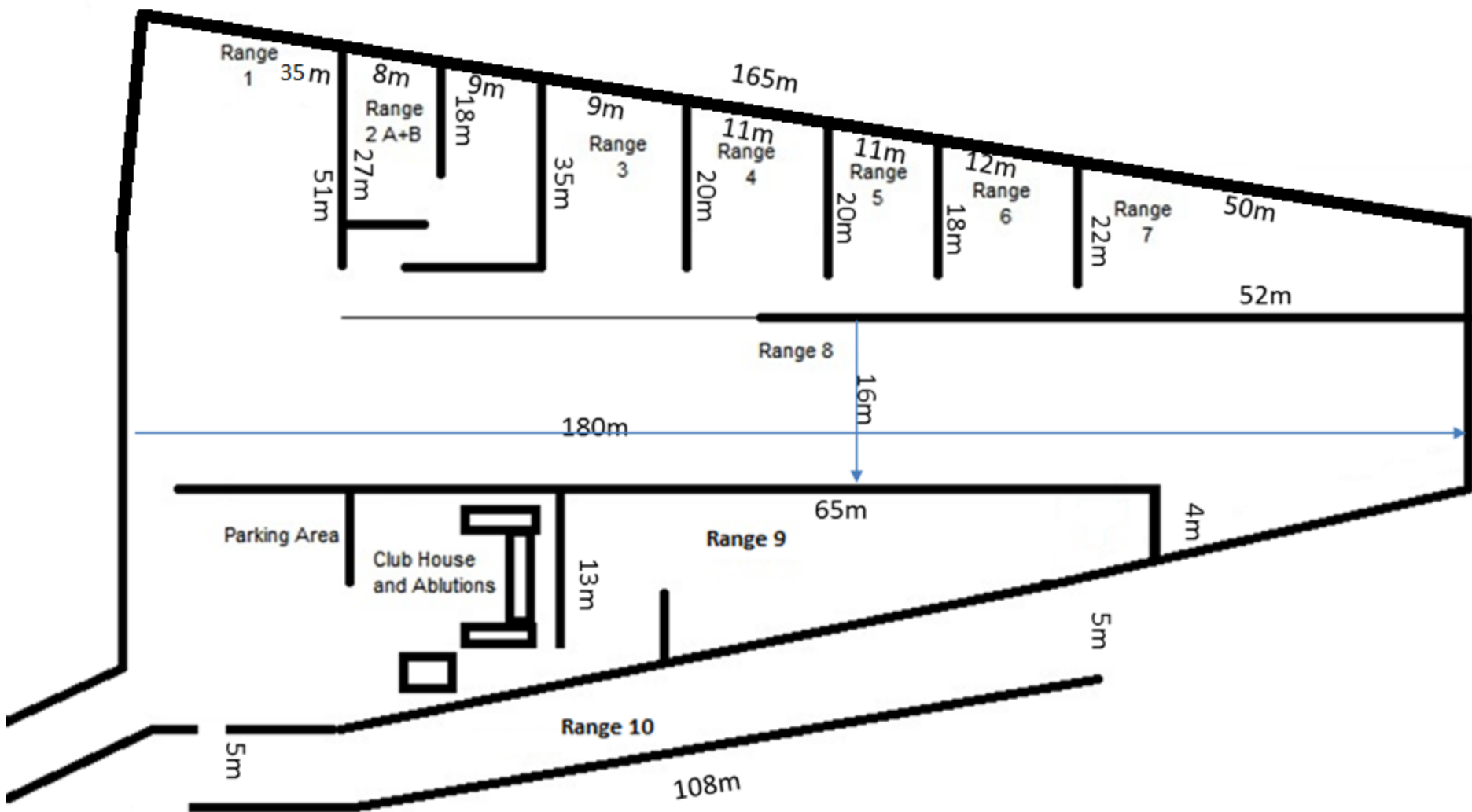
ARBITRATORS:

Three delegates to be appointed by Match Director as and when required

MAP TO NGODWANA SHOOTING RANGE



Ngodwana Shooting Range Lay-out



RIFLE MATCH

27th August 2017

6 Stages

Minimum of 117 Rounds Required

Note :

All Targets will be White

All paper no Shoots will be Brown with Red Cross

All steel no shoots will be red



Rifle Stage 1 – Range 1 – Medium Course (GuardHouse Scramble)

START POSITION: Shooter stands anywhere in the demarcated area, rifle loaded option 1, and held in the ready position.

STAGE PROCEDURE

On audible start signal engage targets whilst remaining in the demarcated area.
Manual action rifles shoot 2 shots per paper target.

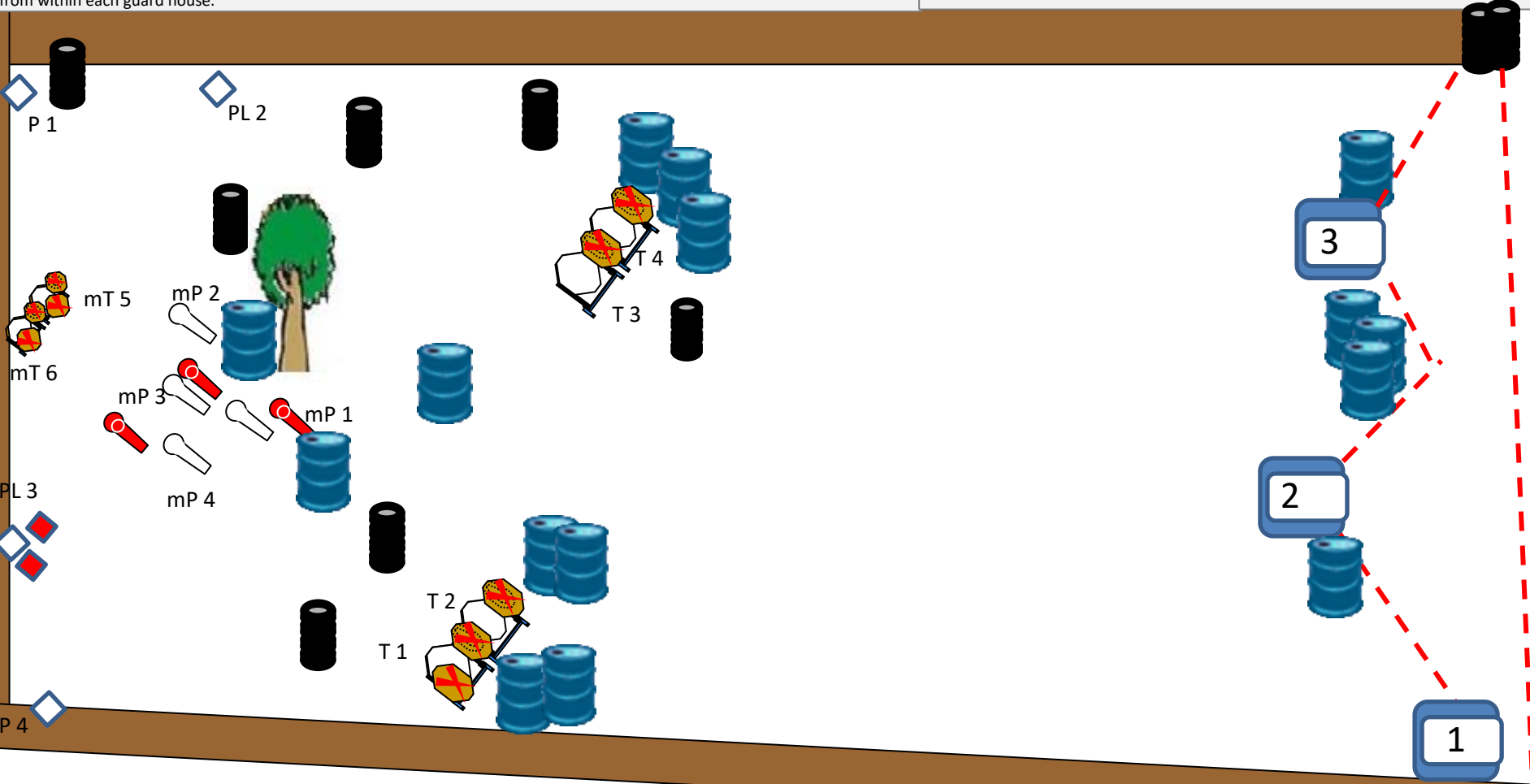
DISTANCES: 20 to 52 meters.

Note to Range Builders:
Ensure that the shooter is forced to engage at least one target from within each guard house.

MINIMUM ROUNDS: 20

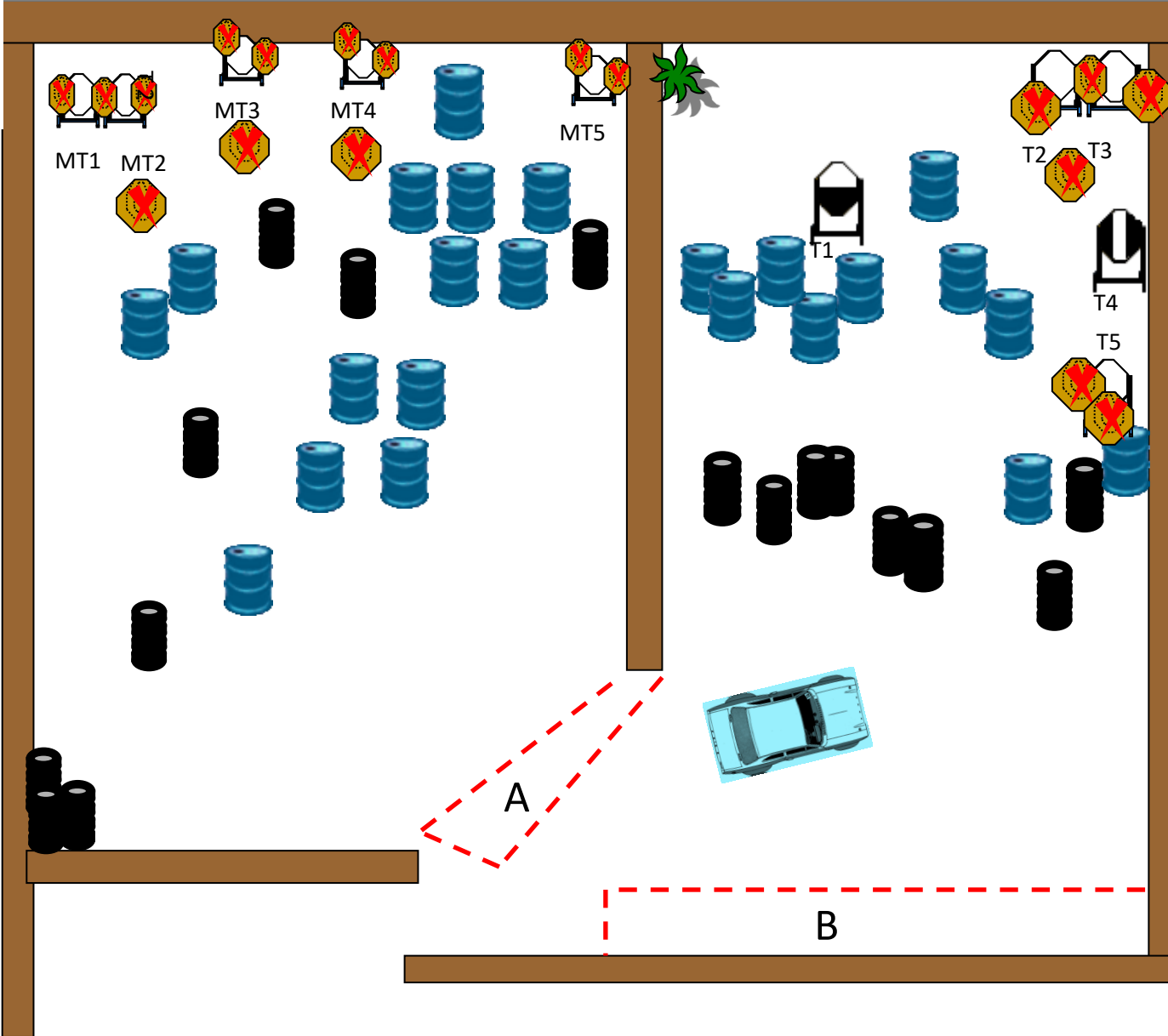
SCORING: 100 points

TARGETS: 4 IPSC paper, 2 IPSC Mini paper, 4 mini Poppers, 4 Plates and 14 No shoot targets.



Rifle Stage 2 and Stage 3 - Range 2A & B – Short Courses – (Why all the paper)

START POSITION: Shooter starts any where in the demarcated area. Rifle Loaded Option 1 and held in the ready position facing down range.
Note: Shoot Stage 2 from area A and then Shoot stage 3 from area B. Then Score each stage



STAGE PROCEDURE
On audible start signal engage targets as they become visible, whilst remaining in the demarcated area.

DISTANCES: 10 to 25 m

Stage 2
MINIMUM ROUNDS: 10
SCORING: 50 points
5 x IPSC Mini Targets
12 x No shoot targets.

Stage 3
MINIMUM ROUNDS: 10
SCORING: 50 points
5 x IPSC Targets
6 x No shoot targets.



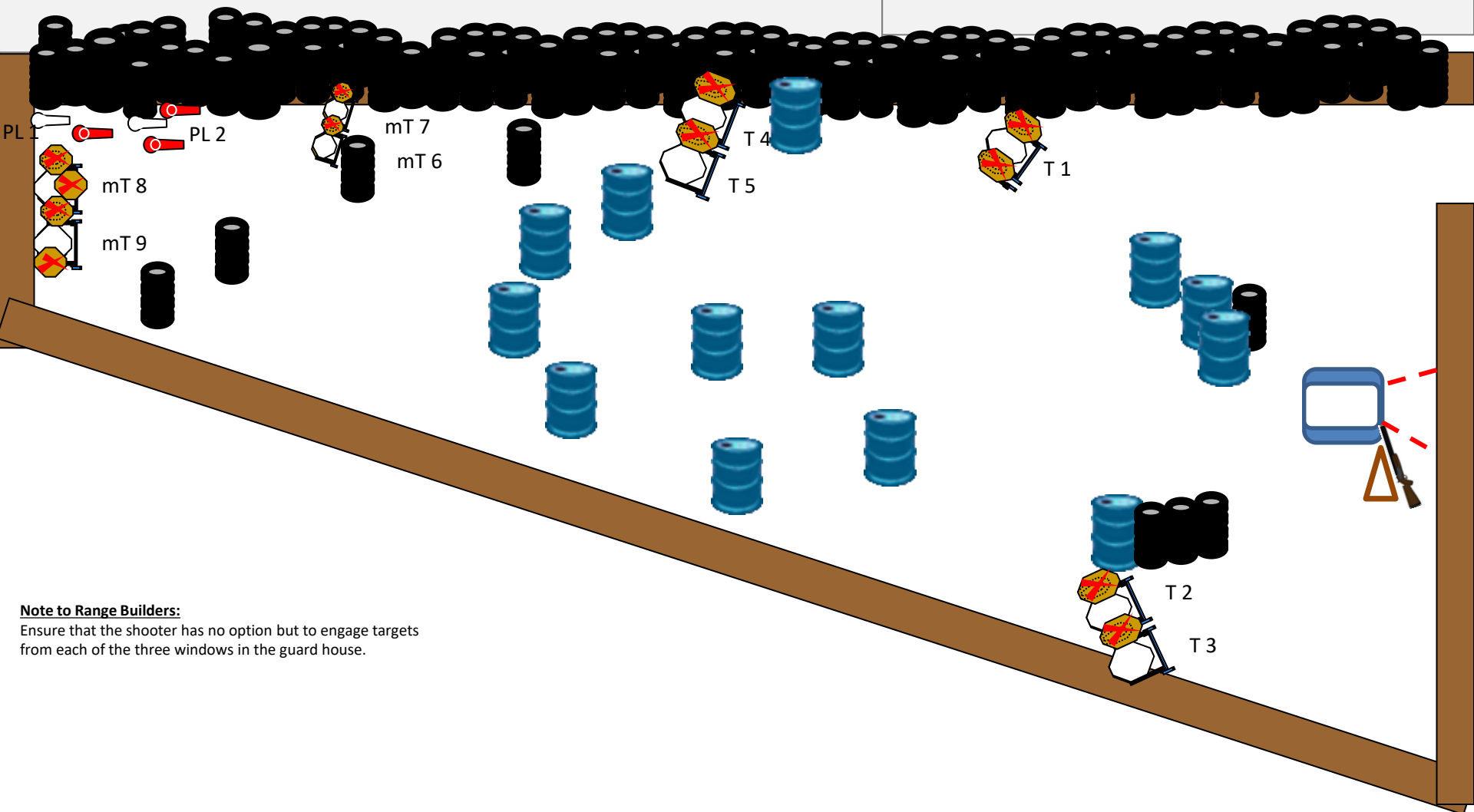
Rifle Stage 4 – Range 7 – Medium Course (Windows)

START POSITION: Shooter starts sitting on chair, reading book, facing up range as indicated.
Rifle is unloaded option 3 and in the gun rack.

STAGE PROCEDURE
On audible start signal engage targets whilst remaining in the demarcated area.

DISTANCES: 20 to 52 meters.

MINIMUM ROUNDS: 20
SCORING: 100 points
TARGETS: 5 IPSC targets, 4 IPSC Mini targets,
2 Poppers, 15 No shoot targets.



Note to Range Builders:
Ensure that the shooter has no option but to engage targets from each of the three windows in the guard house.



Rifle Stage 5 – Range 8 – Long Course (What the Frag is this?)

START POSITION: Shooter starts anywhere in the demarcated area, rifle loaded option 1, and held in the ready position.

STAGE PROCEDURE

On audible start signal engage targets whilst remaining in the demarcated area.

DISTANCES: 58 to 320 meters. (Plate 12 is a gong at 320 meters)

Plate 12 scores double and does carry a drop shot penalty.

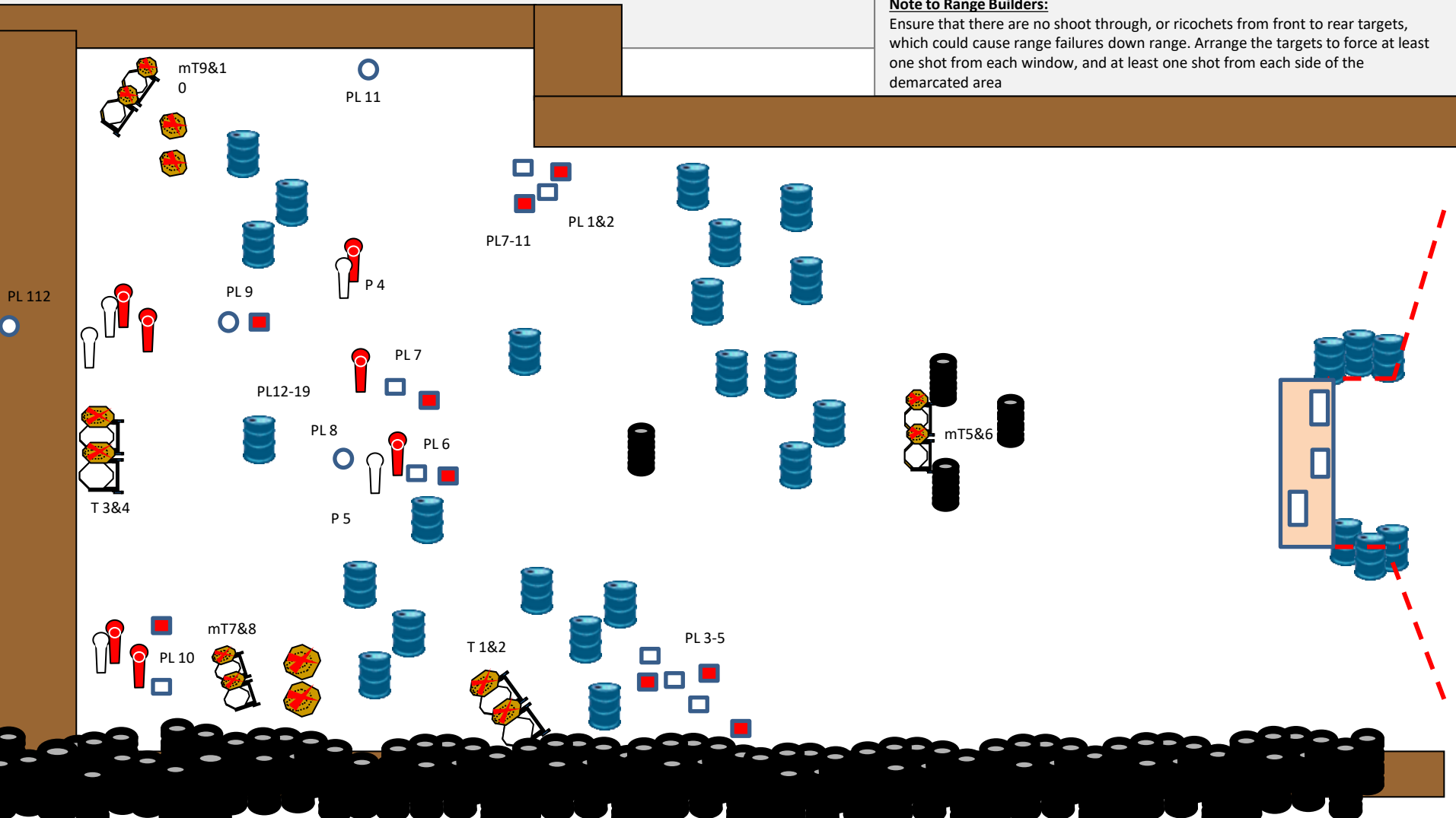
MINIMUM ROUNDS: 37

SCORING: 190 points

TARGETS: 4 IPSC Targets, 6 Mini IPSC Targets,
11 Plates, 5 Poppers, 30 No shoot targets,

Note to Range Builders:

Ensure that there are no shoot through, or ricochets from front to rear targets, which could cause range failures down range. Arrange the targets to force at least one shot from each window, and at least one shot from each side of the demarcated area





Rifle Stage 6 – Range 9 – Medium Course (Look around, be alert!)

START POSITION: Shooter starts standing at A as indicated, facing down range, rifle held in weak hand, loaded Option 2.

STAGE PROCEDURE

On audible start signal engage targets whilst remaining in the demarcated area.

DISTANCES: 5 to 55 meters. Safety angle is between flags X to X.

MINIMUM ROUNDS: 20

SCORING: 100 points

TARGETS:

10 Mini IPSC

10 No shoots

