

MPSA League

18 FEBRUARY 2017

**TEKS Shooting Club
TRICHARDT**

TEKS SHOOTING CLUB

STAGES

STAGE	MIN. ROUNDS	STAGE WEIGT %
1	17	14
2	27	15
3	31	18
4	32	19
5	20	10
6	20	12
7	12	9
8	8	8

Total Rounds 167

RULES

- The competition will be run according to the current IPSC rules.
- The wearing of eye and ear protection will be required during all stages of the match for participants and spectators
- No testing of the range equipment will be allowed prior to or during the match
- Additional non shoots or barricades may be added to stages to enhance safety of all competitors and spectators
- No bagging, unbagging will be allowed on the line
- Registration takes place from 07:30 to 08:30
- The RO briefing starts at 08:00
- The shooting competition commences 08:30-9:00

MATCH DIRECTOR: [Willem Van der Bank]

ARBITRATORS: Will be appointed on the day

CHIEF RO: [Johan Prinsloo]

SECUNDA

TRICHARDT

KINROSS

TRICHARDTS FONTIEN DAM

Toll Gate

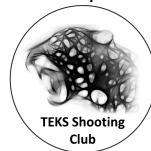
Toll Gate 7,4km to turn off

N17

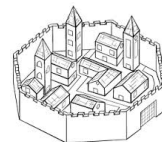
1km

Trinova

26 °28'43.71" S 29°15'05.04" E

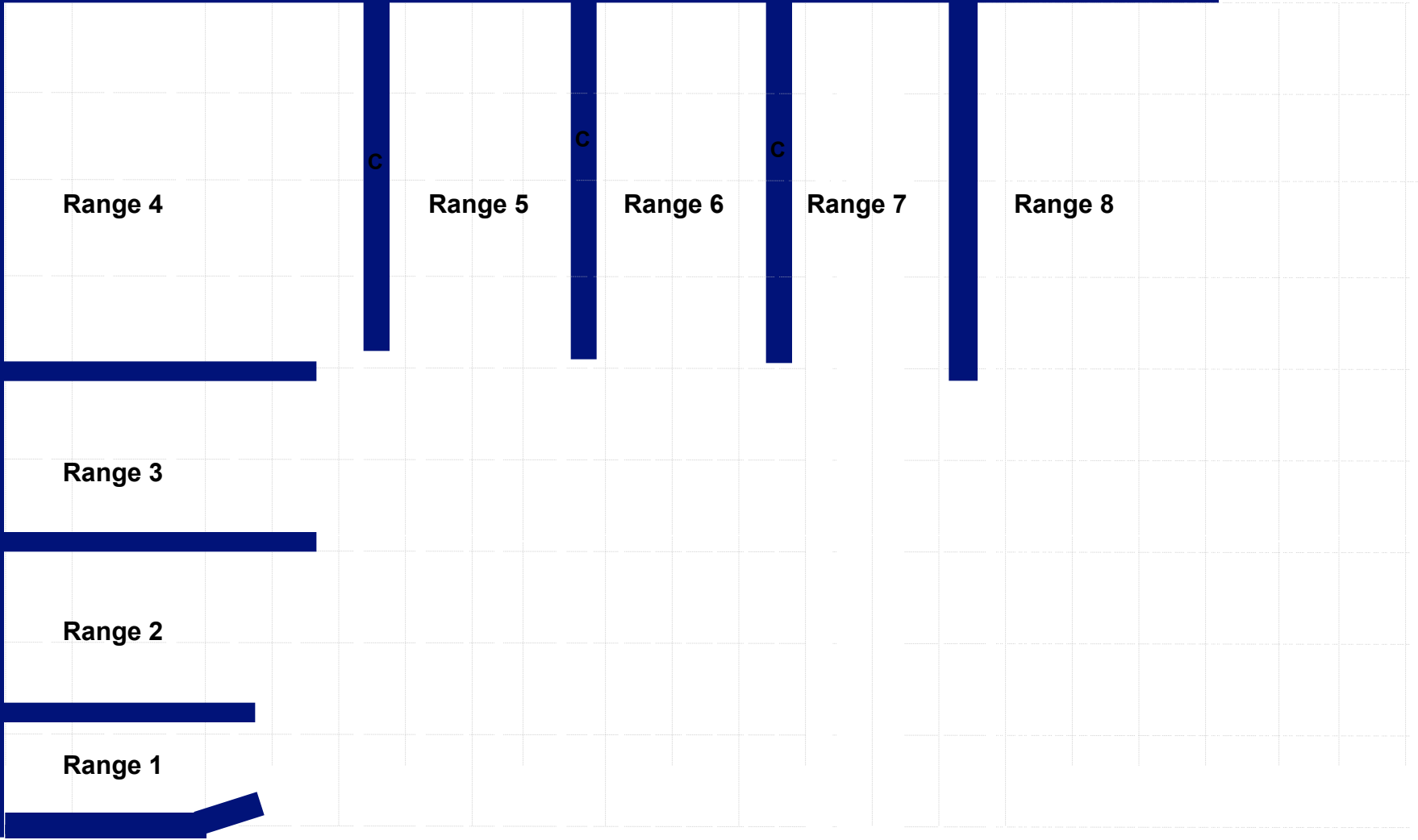


TEKS Shooting Club



FROM BETHAL

TEKS Shooting Range Layout




**Unloading
Station**

**Safety
Area**

**Parking Area
(OUTSIDE RANGE AREA)**

Gate



RANGE OFFICER BRIEFING

17	6	2	2	1	0	0

Stage 1 Range 1: Distance: 2-11m


Ready condition:

Time starts: Audible Signal

Start position: Standing any where in demarcated area.

Procedure: On signal engage targets while remaining in the demarcated area.

NOTE: 270 RANGE



Stage 2 Range 2: Distance: 5-11m

Ready condition: Gun un-loaded and placed on the drum with all mags to be used.

Time starts: Audible Signal.

Start position: Standing toes touching drum hands above shoulders as demonstrated.


Procedure: On signal engage targets while remaining in the demarcated area.

Note: As this is a 'table' start, the division requirements (behind hip bone) do not apply after the start signal – in other words, magnets cannot be in front of the hip bone prior to the start signal

RANGE OFFICER BRIEFING

27	10	0	4	0	0	7

Range 3



Stage 3 Range 3:

Distance: 2-17m

Ready condition:

Time starts: Audible Signal

Start position: Standing any where in demarcated area.

Procedure: On signal engage targets while remaining in the demarcated area.

MP2 will activate M1, M1 will remain visible.

RANGE OFFICER BRIEFING



31

12

2


4

0

3

0

Range 4



RANGE OFFICER BRIEFING

Stage 4 Range 4:

Distance: 6-12m


Ready condition:

Time starts: Audible Signal

Start position: Seated on chair back against backrest, hands above shoulders as demonstrated.








Procedure: On signal engage targets while remaining in the demarcated area.

32	14	0	4	1	3	0



Range 5

RANGE OFFICER BRIEFING

						
20	9	0	4	1	0	1

Stage 5 Range 5 Distance: 8-12M

Ready condition:

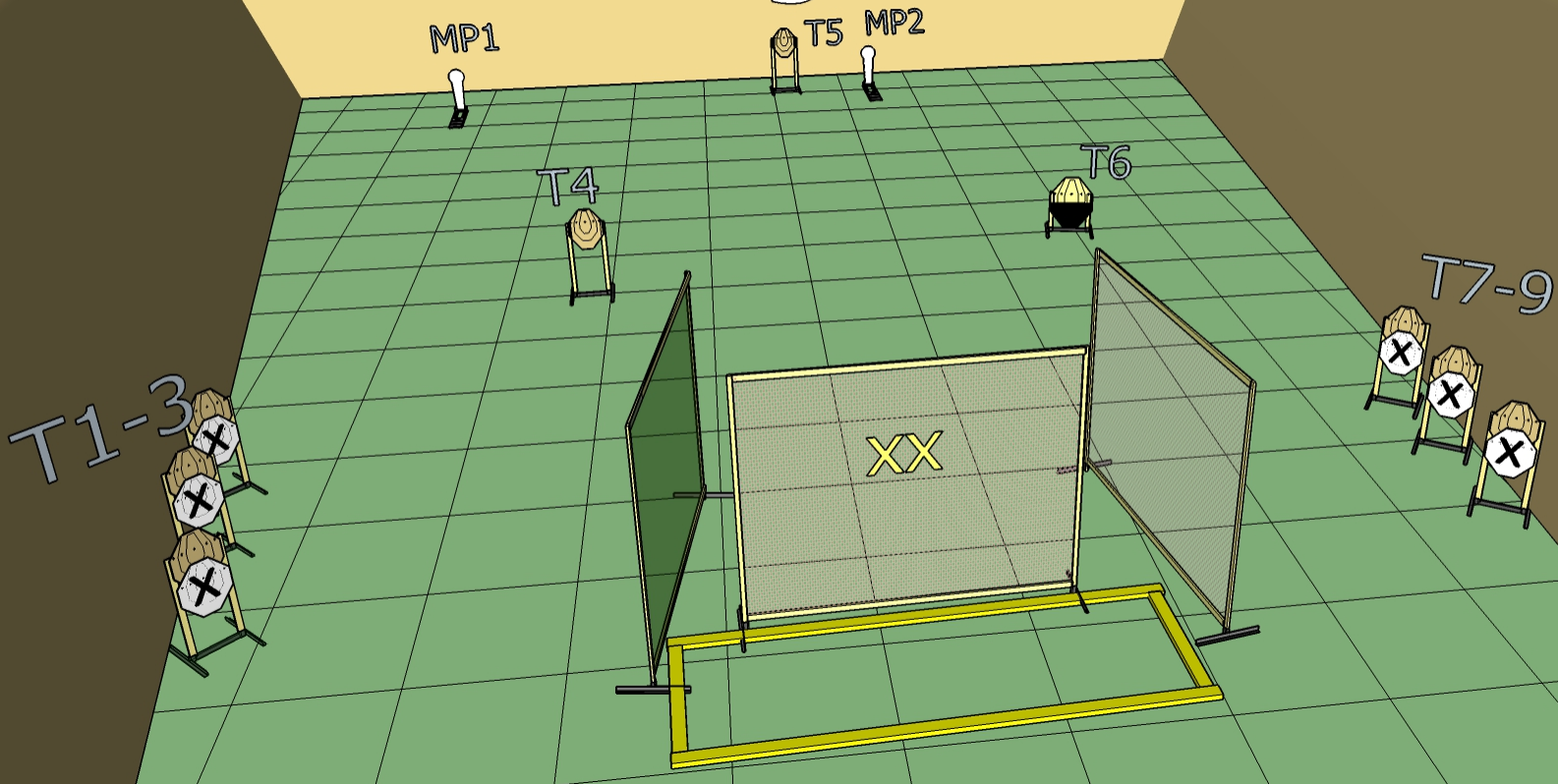
Time starts: Audible Signal

Start position: Standing in demarcated area, hands above shoulders, heels touching branding as demonstrated.

Procedure: On signal engage targets while remaining in the demarcated area.

PP1 will activate M1,M1 (T5) wil remain visible.

Range 6



RANGE OFFICER BRIEFING

20	9	0	6	0	2	0

Stage 6 Range 6 Distance: 3-14m


Ready condition:

Time starts: Audible Signal








Start position: Shooter starts both hands touching X.

Procedure: On signal engage targets while remaining in the demarcated area

Range 7



RANGE OFFICER BRIEFING

						
12	0	6	2	0	0	0


Stage 7 Range 7: Distance: 5-9m

Ready condition:

Time starts: Audible Signal

Start position: Standing in demarcated facing downrange heels touching branding as demonstrated.

Procedure: On signal engage targets while remaining in the demarcated area.



RANGE OFFICER BRIEFING

8	0	2	0	4	0	0

Stage 8 Range 8: Distance: 10m

Ready condition:

Time starts: Audible Signal

Start position: Standing in demarcated area.

Procedure: On signal engage targets while remaining in the demarcated area.