

# MPSA 2 Gun League 2 29 Jun 2018



RANGE	NAME	WEAPON/ AMMO	STAGE	MIN ROUNDS	POSSIBLE POINTS	STAGE % ROUNDS	STAGE % POINTS
1	Rifle 1	Rifle	1	30	150	21%	21%
2	Rifle 2	Rifle	2	28	140	19%	19%
3	Rifle 3	Rifle	3	20	100	14%	14%
7	Rifle 4	Rifle	4	16	80	11%	11%
8	Rifle 5	Rifle	5	17	85	12%	12%
9	Rifle 6	Rifle	6	34	170	23%	23%
	Totals			145	725	100%	100%

## Sportsman Like Behavior – Work Together!

- VENUE: Ngodwana Shooting Range
- DATE: 29<sup>th</sup> Jun 2018
- REGISTRATION: 07H30 to 08H15
- RO BRIEFING: 08H00 to 08H30
- START : 08H30
- ENTRY FEE: Members R150 per event
- REFRESHMENTS ON SALE

- Remain with your detail throughout the shoot.
- Help patch, score and pick up poppers and plates, every stage.
- Help others with collection of “Doppies” after every shoot.
- Sign your score sheet at the end of the stage.  
Vanishing shooters get ZERO score.

## RULES

- The competition will be run according to the current IPSC rules.
- The wearing of eye and ear protection will be required during all stages of the match for participants and spectators
- No testing of the range equipment will be allowed prior to or during the match
- Additional no shoots or barricades may be added to stages to enhance safety of all competitors and spectators
- No bagging, un-bagging or indexing will be allowed on the range, to be done in the safety area or under supervision of the range officer on the line.
- No Ammo permitted in safety areas

MATCH DIRECTOR: AT Olivier

RANGE MASTER : M McAllister

CRO : J De Beer or R Le Cluss

ARBITRATORS: Three delegates to be appointed by Match Director as and when required

## Note to Shooters / Spectators

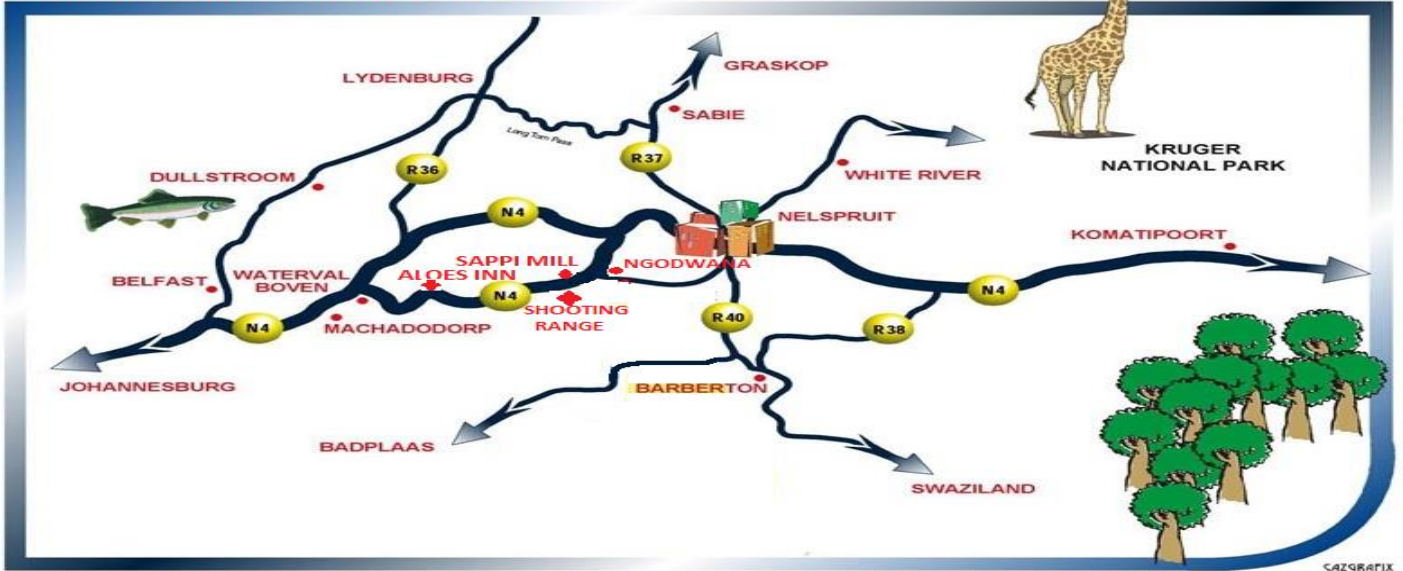
Vehicle Access on to the range is restricted.

No parking on the range please.

For your own safety. Strictly no climbing on or over walled barricades.



MAP TO NGODWANA SHOOTING RANGE



CAZGRAFIX



Map to Ngodwana Shooting Range



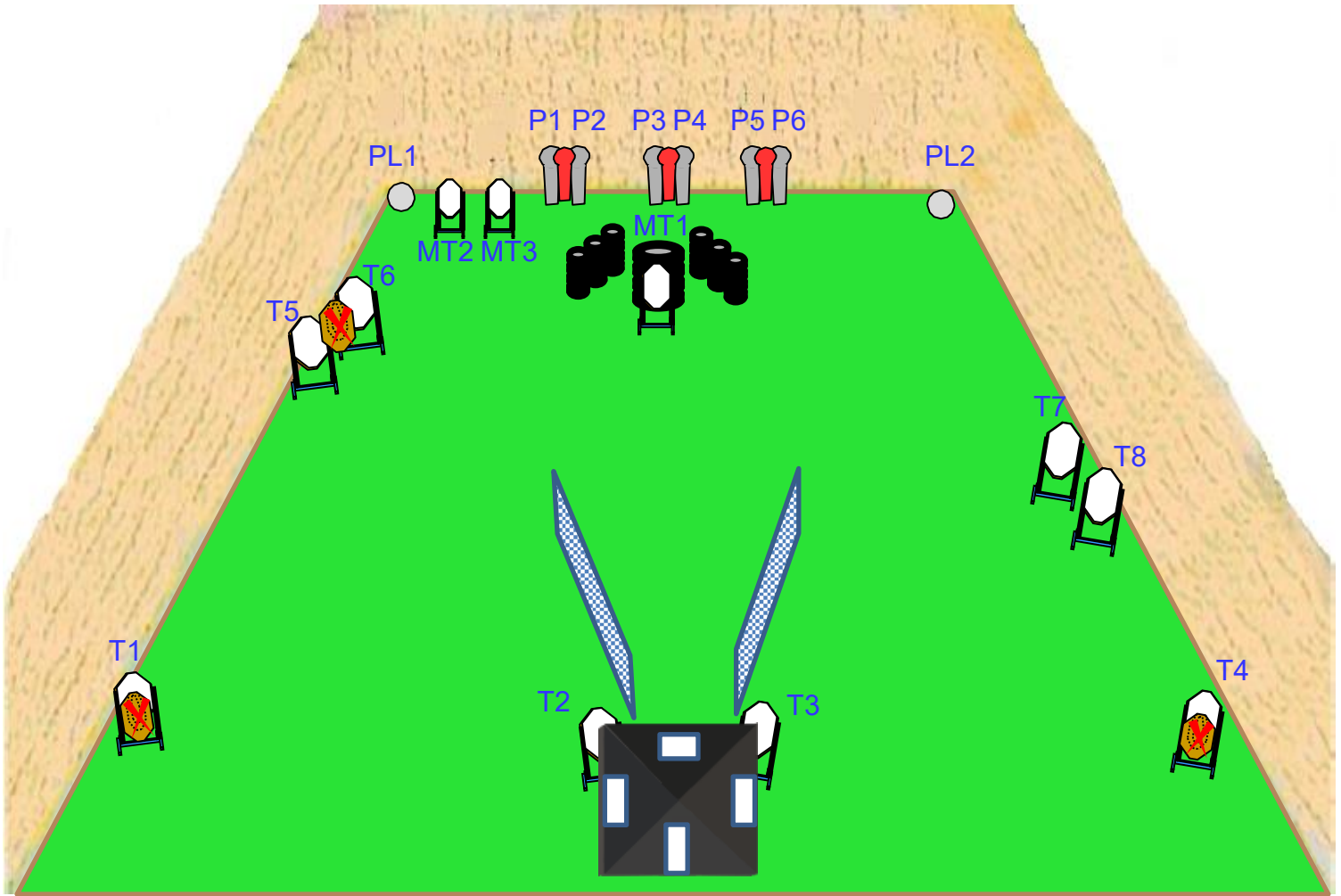
Ngodwana Shooting Range Lay-out






















RANGE 1

RIFLE STAGE 1

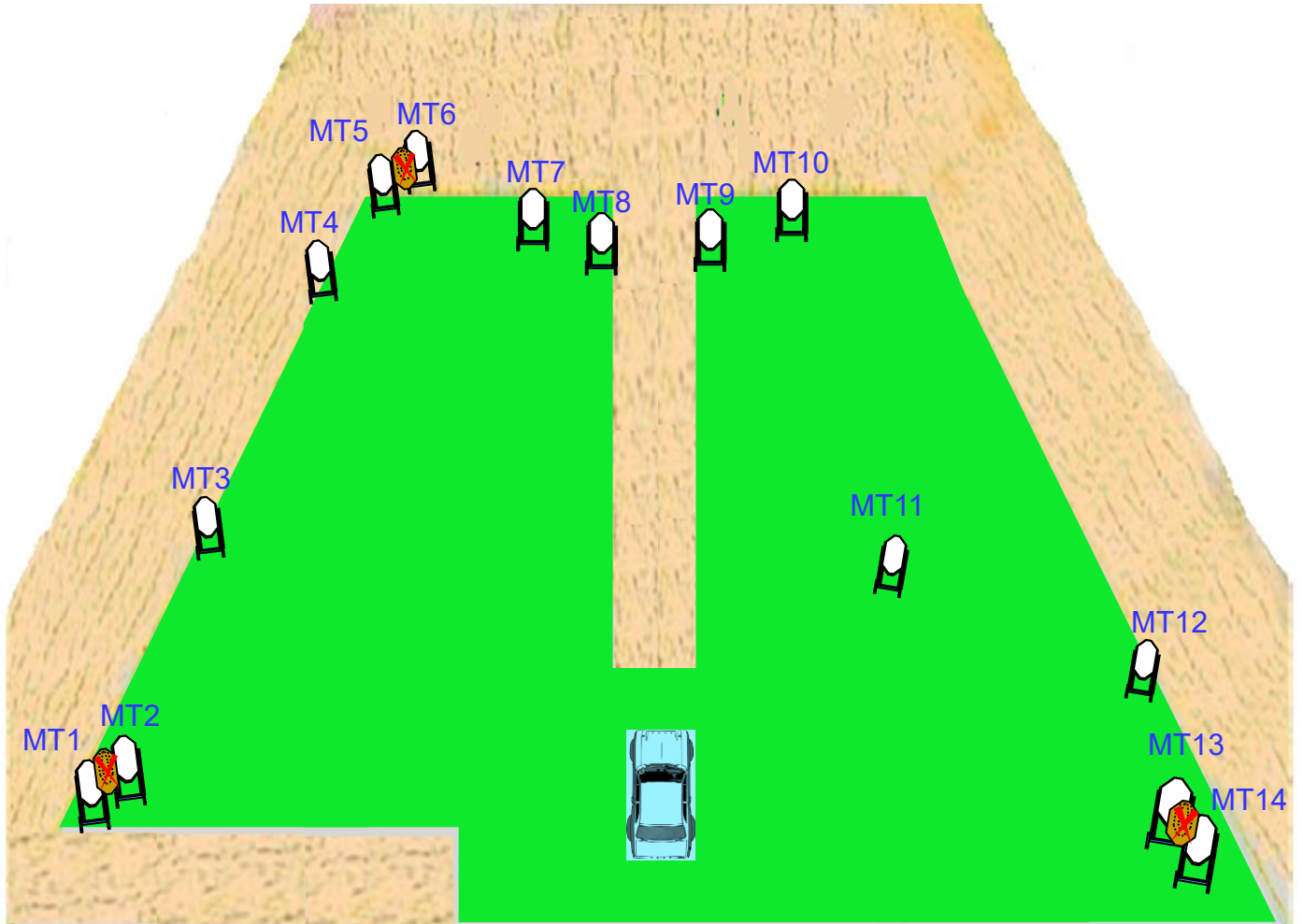
MPSA 2 GUN LEAGUE 2






















Stage Briefing

Type	Long course			8		3				
Number of rounds to be scored	30									
Max points	150		6				2			
Distance	5-52m									
Start	Audible signal		3							
										
	Firearm unloaded Option 3		3							
Start position Procedure	Shooter starts flat on the bed as demonstrated, rifle and magazines in the safe. On audible signal engage all targets as they become visible from within the demarcated area.									
Safety angle	180°, Backstop height in elevation									





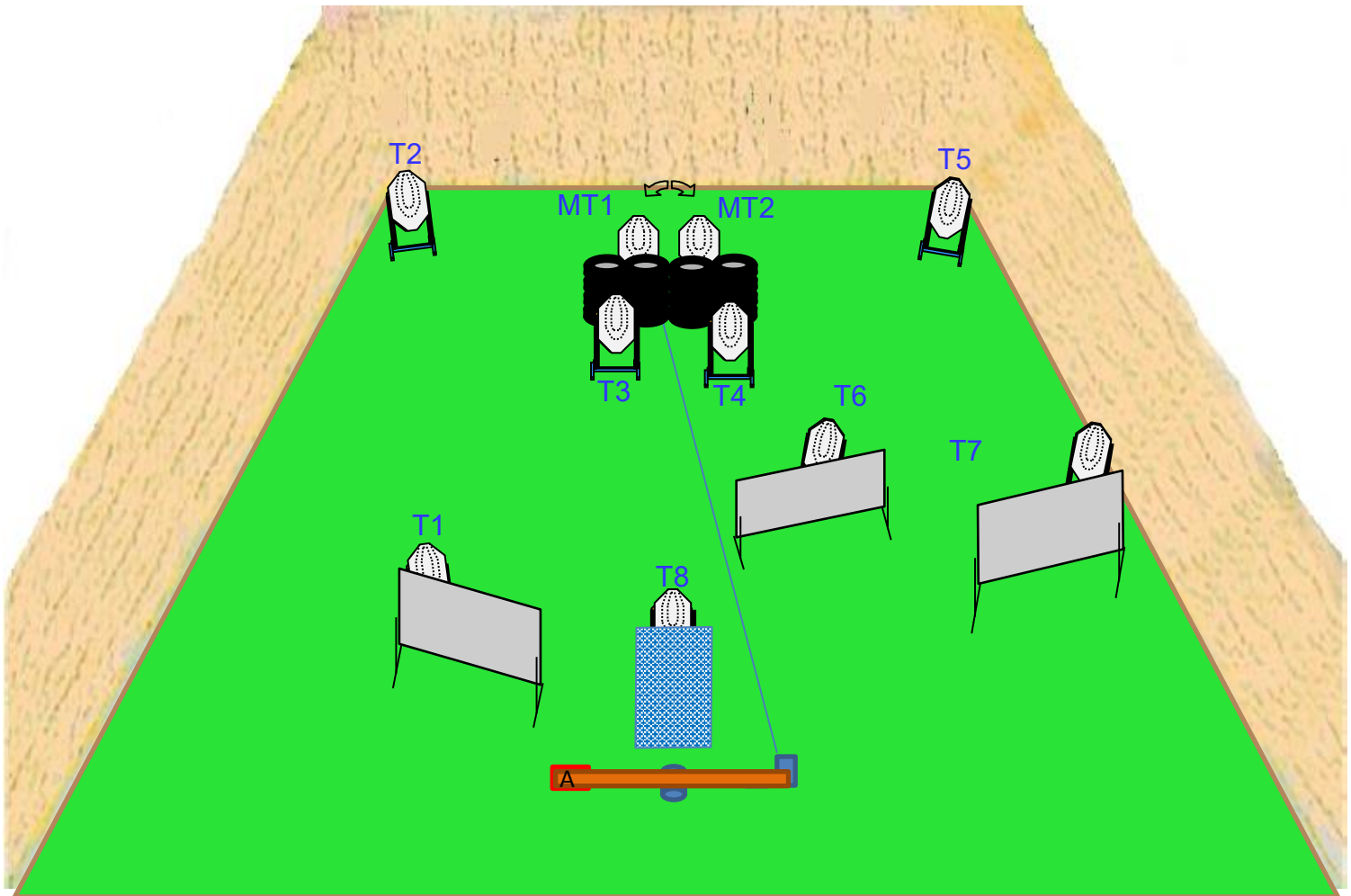
Stage Briefing

Type	Long course				14				
Number of rounds to be scored		28							
Max points		140							
Distance		10-20m							
Start	Audible signal			3					
									
	Firearm loaded Option 2								
Start position	Seated in car, rifle placed on bonnet mat barrel facing downrange.								
Procedure	On audible signal engage all targets from the car.								
Safety angle	270°, Backstop height in elevation								




















RANGE 4

RIFLE STAGE 3

MPSA 2 GUN LEAGUE 2



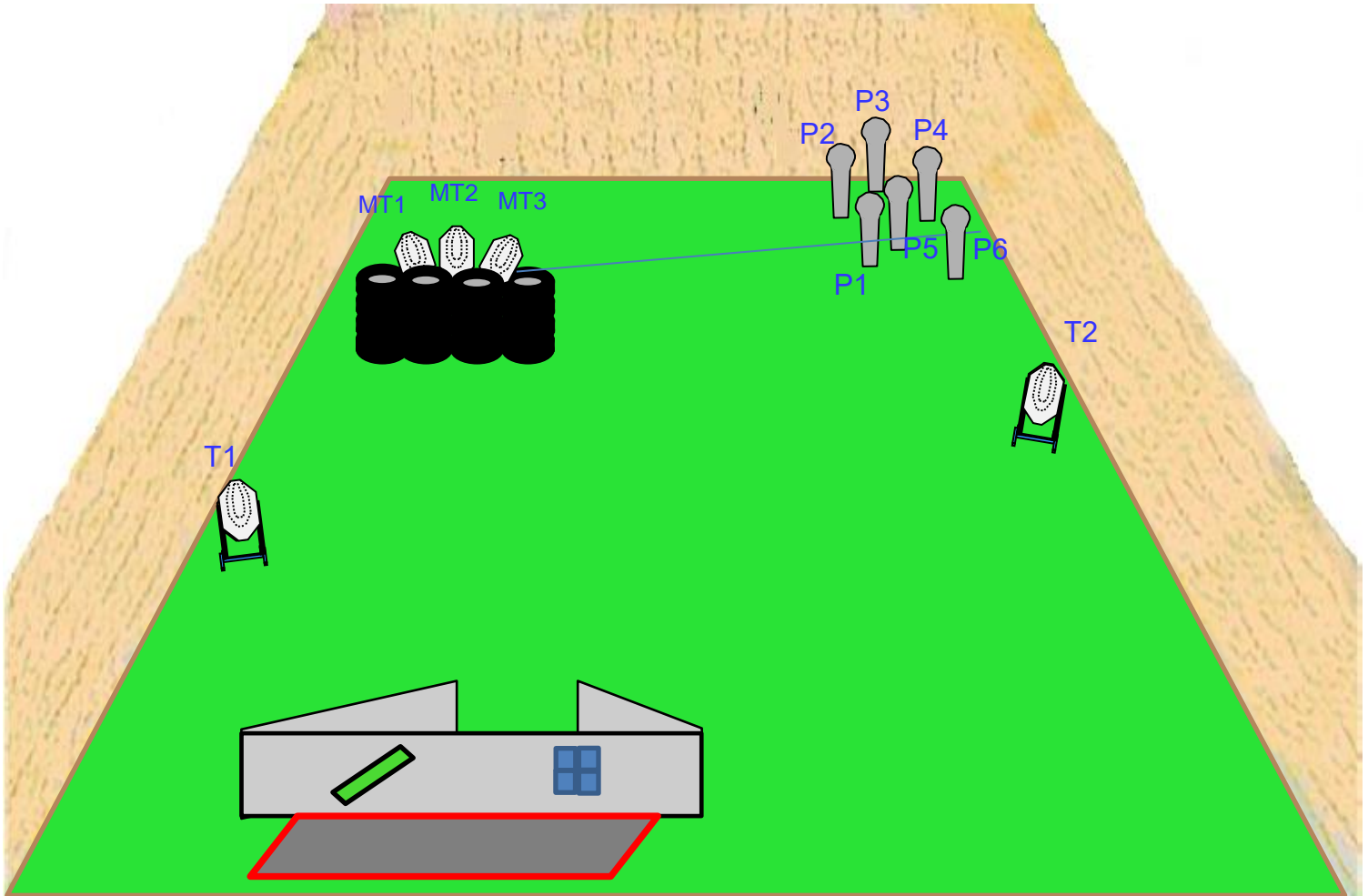
Stage Briefing

Type	Medium course			8		2				
Number of rounds to be scored	20									
Max points	100									
Distance	5-20m									
Start	Audible signal									
										
	Firearm loaded Option 1									
Start position Procedure	Start standing on pivoting platform facing downrange both feet in marked area A. After the start signal engage targets from the pivoting platform only, as they become visible. Far end of the platform will activate swinger MT1-2 which remains visible.									
Safety angle	180°, Backstop height in elevation									




















RANGE 7

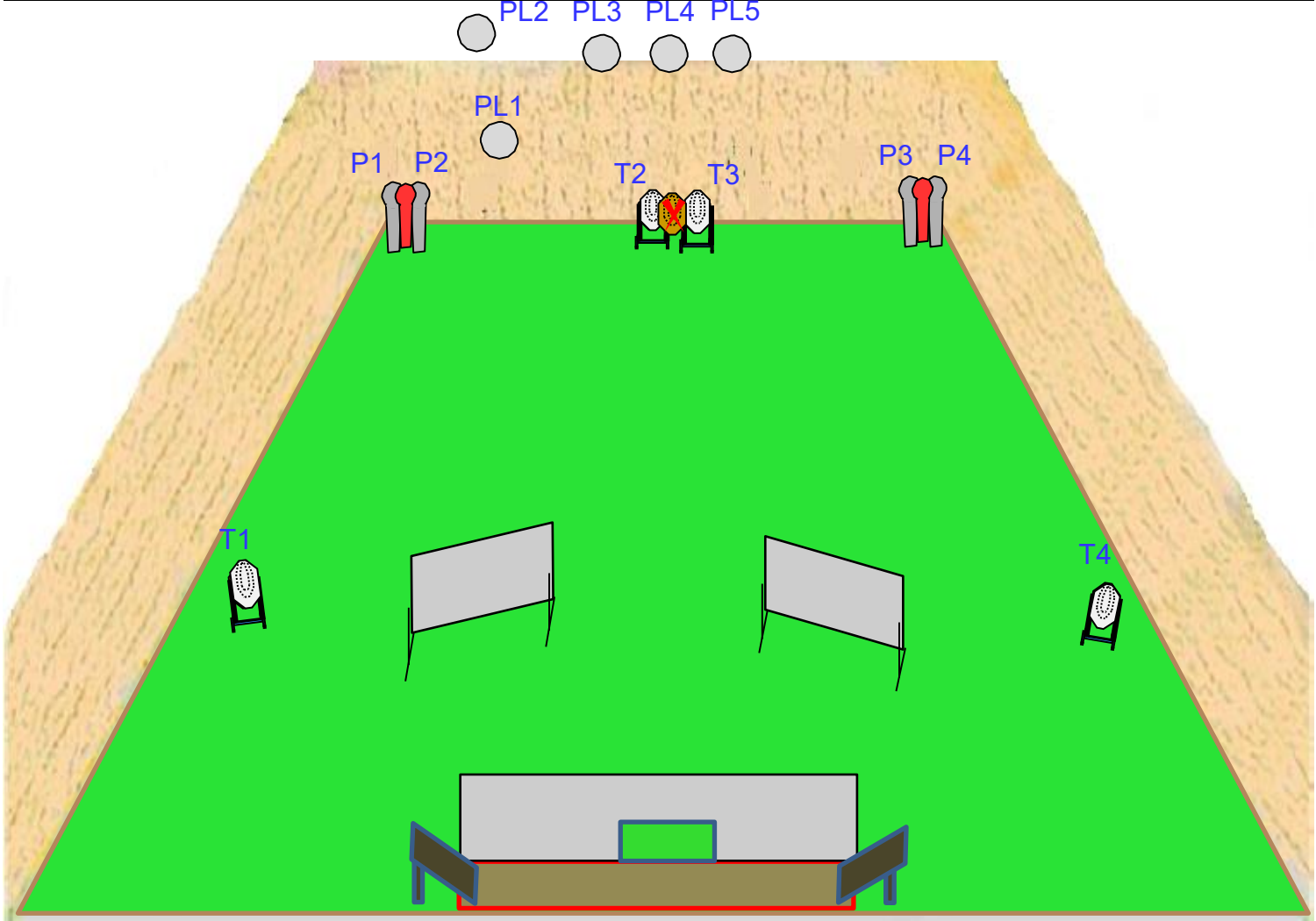
RIFLE STAGE 4

MPSA 2 GUN LEAGUE 2






















Stage Briefing

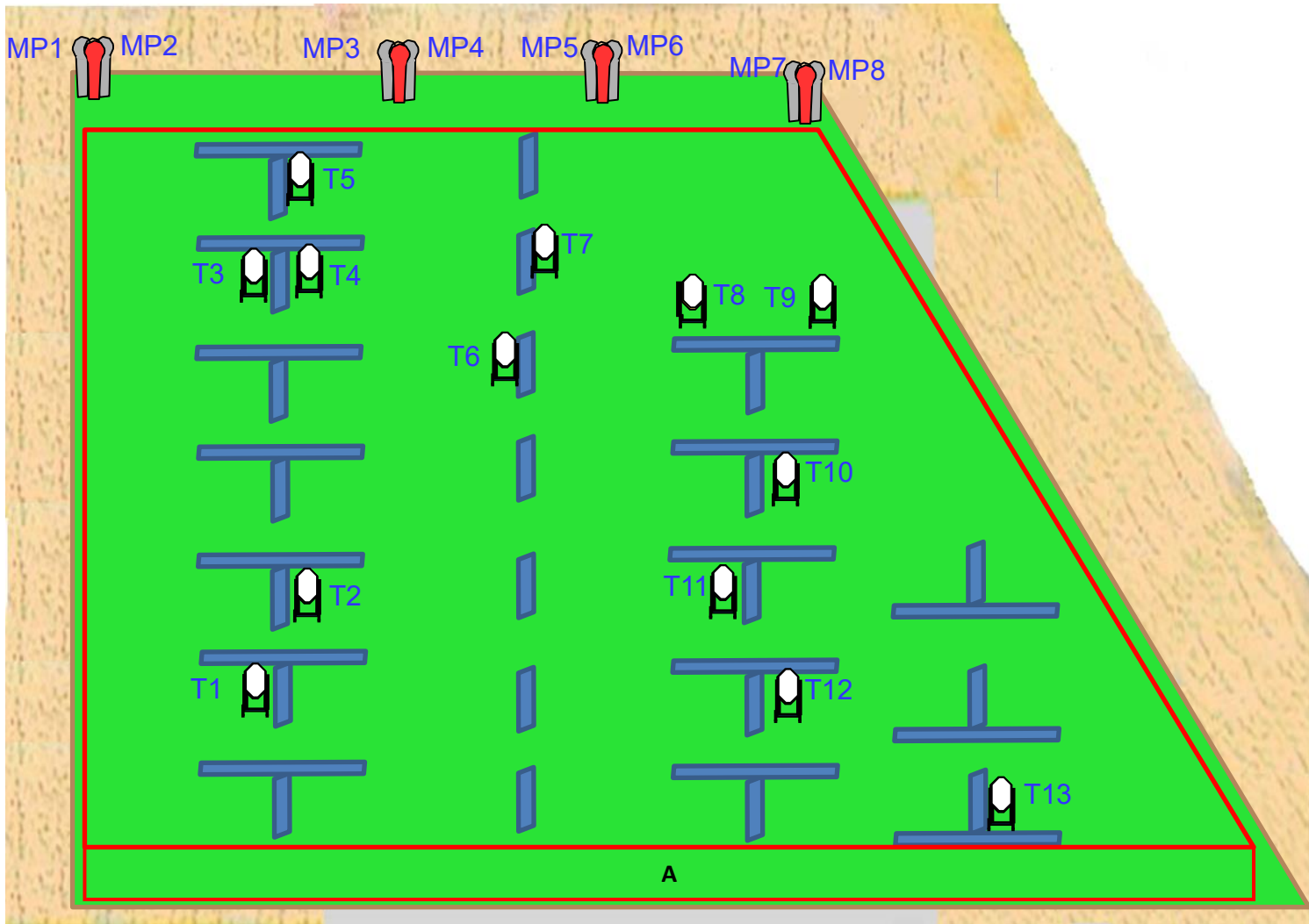
Type	Medium course			2		3				
Number of rounds to be scored	16									
Max points	80			6						
Distance	10-52m									
Start	Audible signal									
										
	Firearm loaded Option 1									
Start position Procedure	After the start signal engage targets from within the demarcated area, popper 6 activates swinger MT1-3 which remains visible.									
Safety angle	180°, Backstop height in elevation									





















### Stage Briefing

<b>Type</b>	Medium course			4					
<b>Number of rounds to be scored</b>	17								
<b>Max points</b>	85								
<b>Distance</b>	35-320m		4				5		
<b>Start</b>	Audible signal		1						
									
	Firearm loaded Option 1		2						
<b>Start position</b>	Anywhere in demarcated area facing downrange, rifle held in ready position.								
<b>Procedure</b>	On audible signal engage targets as they become visible.								
<b>Safety angle</b>	180°, Backstop height in elevation								





Stage Briefing

<b>Type</b>	Long course			13						
<b>Number of rounds to be scored</b>		34								
<b>Max points</b>		170				8				
<b>Distance</b>		8-70m								
<b>Start</b>		Audible signal								
		Firearm loaded Option 1				4				
<b>Start position</b>	Anywhere in demarcated area facing downrange.									
<b>Procedure</b>	On audible signal engage targets as they become visible. All steel must be engaged from area A only									
<b>Safety angle</b>	180°, Backstop height in elevation									