

Mpumalanga Practical Shooting  
 Association  
 2-Gun League #3  
 Hosted By



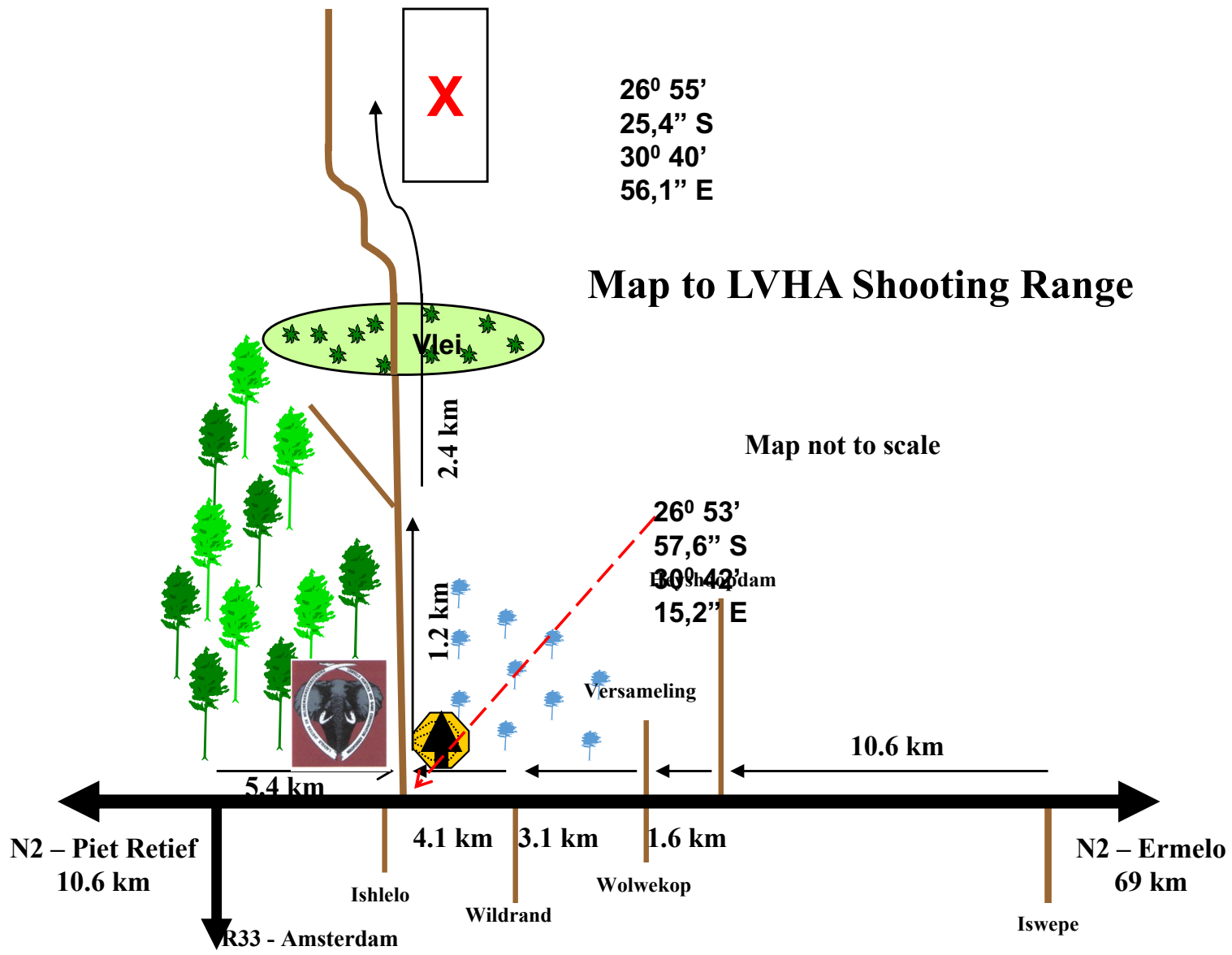
**8 September 2018**

LVHA Shooting Range  
 Piet Retief

Stage	Name	Min Rounds (Rifle)	Min Rounds (Shotgun)	Stage Weight %
1	Stage 1	24		
2	Stage 2	12		
3	Stage 3	14		
4	Stage 4		15	
5	Stage 5		4	
6	Stage 6		12	
7	Stage 7	31		
8	Stage 8		22	
Total Rounds		81	53	

1.	The latest IPSC rules will apply.		
2.	A Safe Area will be provided for all un-bagging, indexing and bagging.		
3.	All competitors and spectators on the range must wear eye and hearing protection.		
4.	Deviations from the published course design may be implemented where this is done to enhance safety and/or course quality and to comply with the relevant rules.		
5.	Registration for the match will start from 7:30.		
6.	RO briefing will start at 8:00		
7.	The match will commence at 9:00		
8.	Match Officials		
	Match Director		Denzil Venske
	Chief Range Officer		Johan Prinsloo
	Arbitration Committee		Will be appointed if required
	Stats Official/s		Kyle van Deventer

The Piet Retief Practical Shooting Club wishes you a safe and enjoyable shoot.



Range 7

Range 6

Range 5

Range 4

Range 3

Range 2

Range 1



Range 8

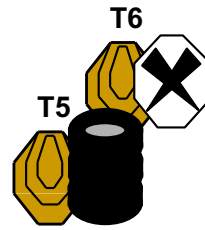
Shotgun Range

Stage	A	C	D	M	NO SHOOT	PROCEDURAL	TIME
1							
2							
3							
4							
5							
6							
7							
8							
Total							



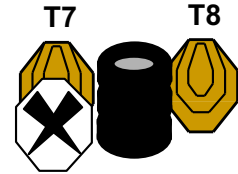
# STAGE 1

Distance  
10 – 20 m



T5

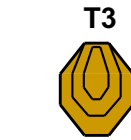
T6



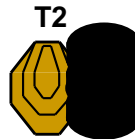
T7

T8

	<b>24</b>	
	<b>2</b>	Rifle chamber empty, all magazines to be used placed on table
	<b>-</b>	
	<b>-</b>	Shooter starts standing at A, one heel touching
	<b>-</b>	
	<b>12</b>	Procedure : On audible start signal engage targets from within the demarcated area.
	<b>-</b>	



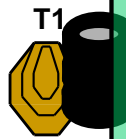
T3



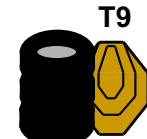
T2



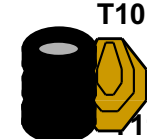
T4



T1



T9



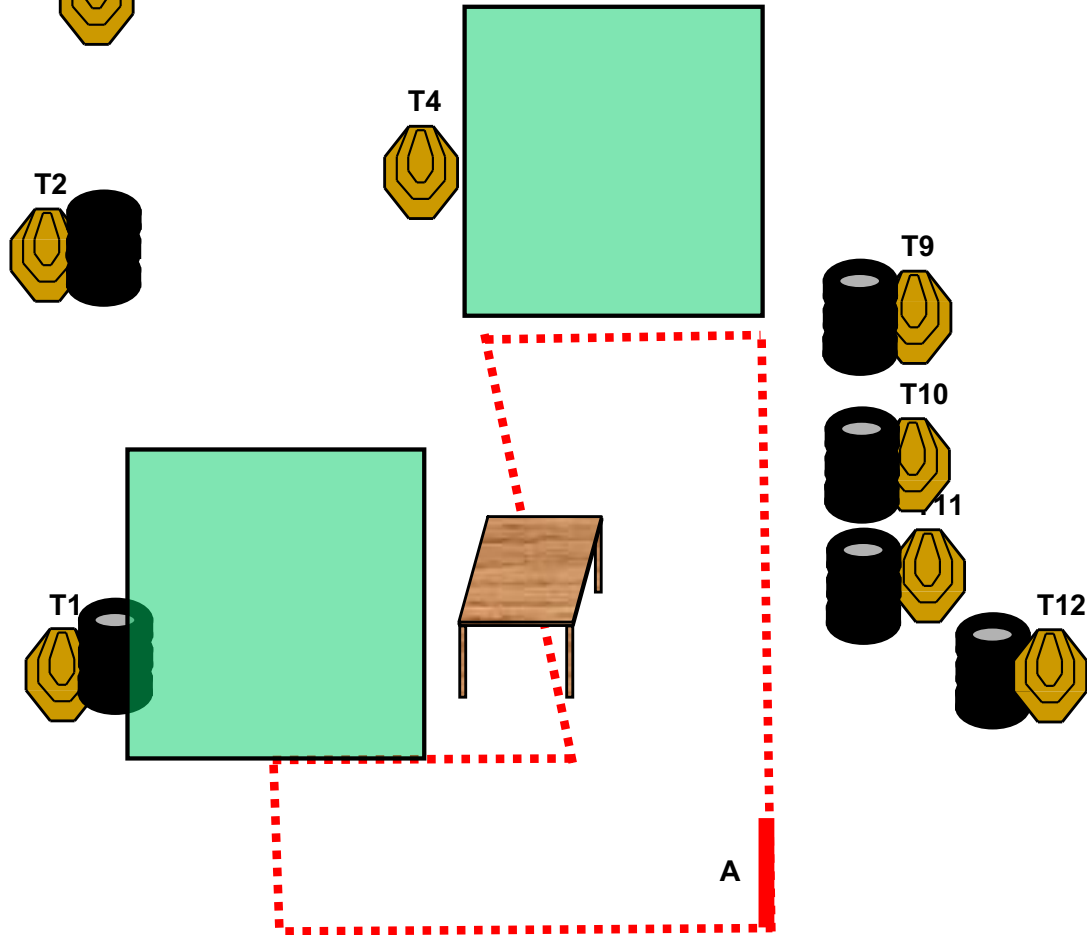
T10



T11












T12

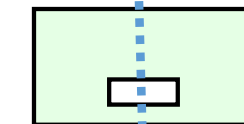
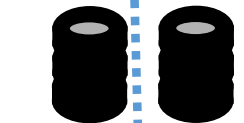
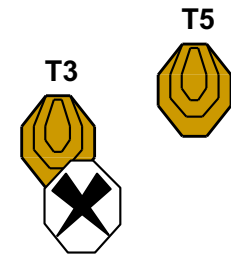
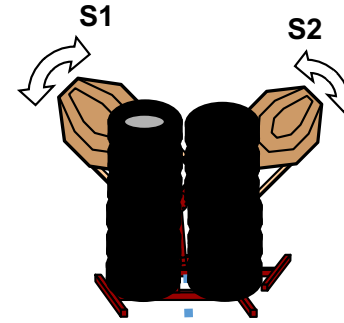
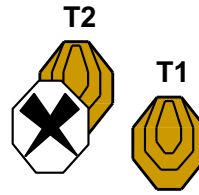




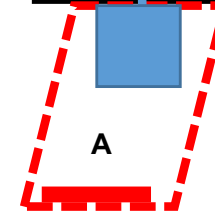
# STAGE 2

	<b>12</b>	
	<b>2</b>	
	<b>-</b>	
	<b>-</b>	Shooter starts standing at A, both heels touching.
	<b>-</b>	
	<b>7</b>	Procedure :
	<b>-</b>	On audible start signal engage targets from within the demarcated area. Pulling activator activates S1 and S2 which remain visible

Distance  
5 – 15 m












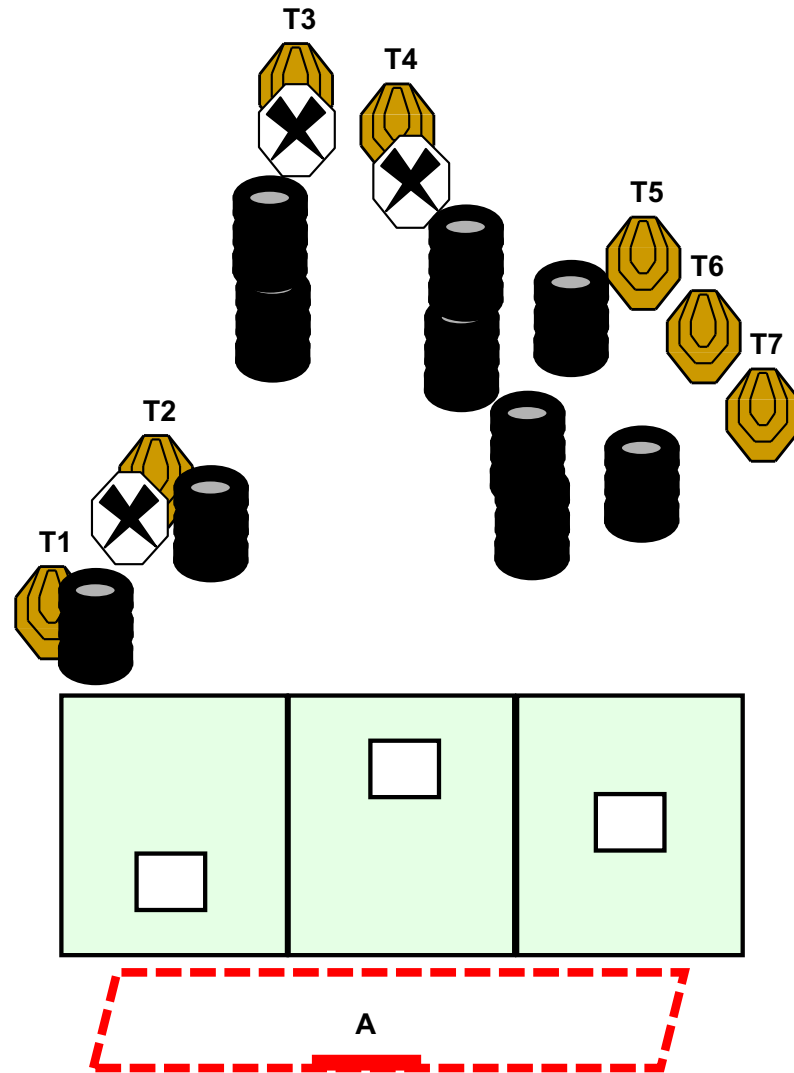
A





# STAGE 3










	<b>14</b>	
	<b>3</b>	Rifle is loaded, chamber empty.
	-	
	-	Shooter starts standing at A , one heel touching demarcated area
	-	
	<b>7</b>	Procedure :
	-	On audible start signal engage targets while remaining in the demarcated area.



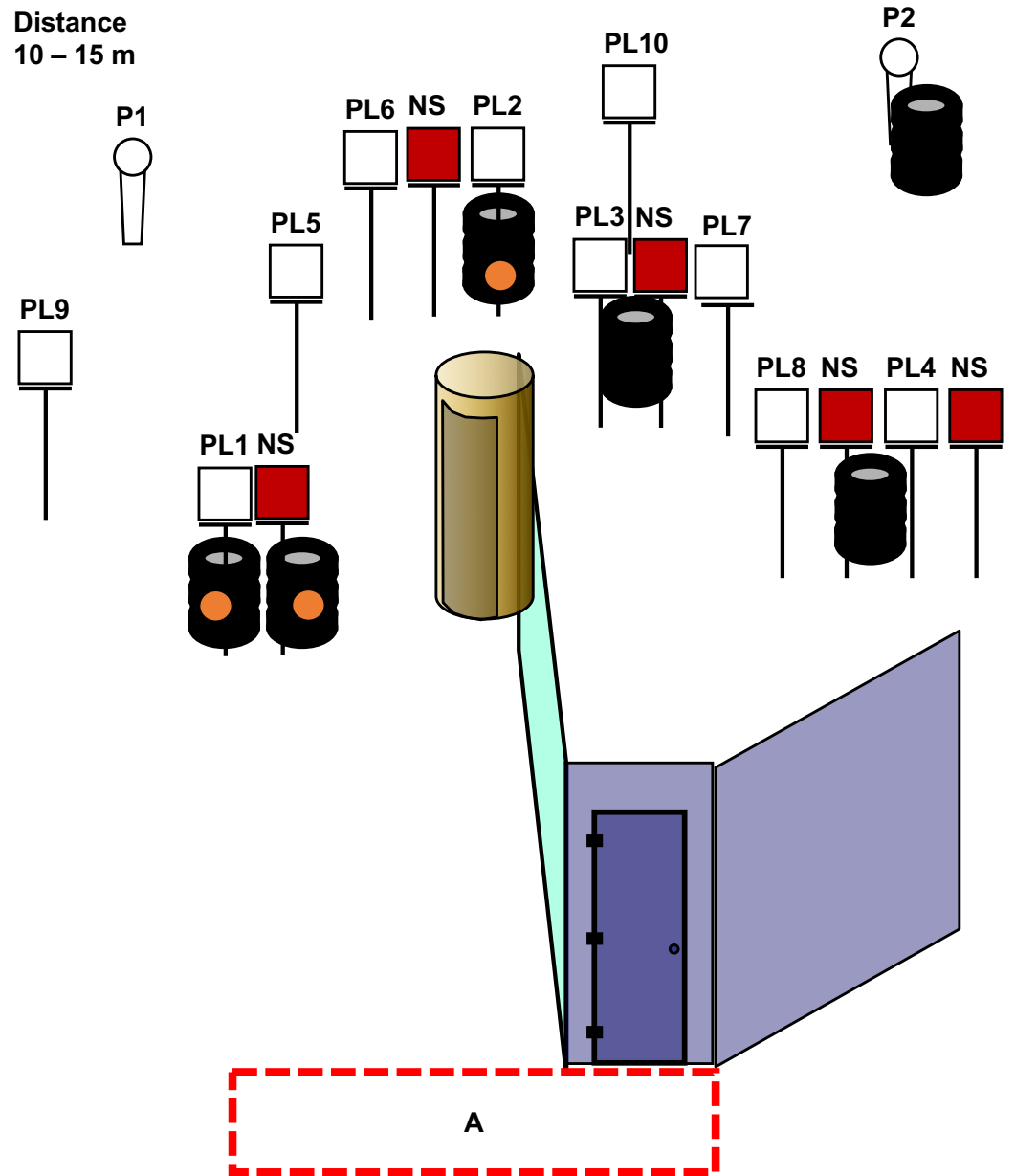
Distance  
10 – 15 m



# STAGE 4










	<b>15</b> Birdshot	
	<b>5</b>	Shotgun is loaded , chamber empty
	<b>10</b>	
	<b>3</b>	
	<b>2</b>	
	-	Procedure : On audible signal, engage targets while remaining in the demarcated area.
	-	

Distance  
10 – 15 m


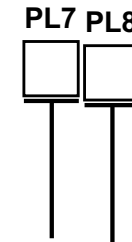
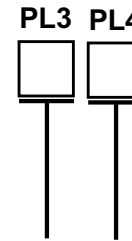
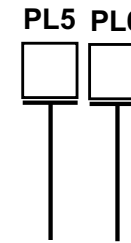
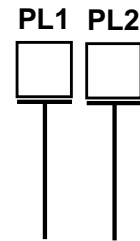




# STAGE 5

	<b>4</b> Birdshot	
	-	
	<b>8</b>	
	-	
	-	
	-	On audible start signal engage targets from within the demarcated area.
	-	










Distance  
10 – 15 m

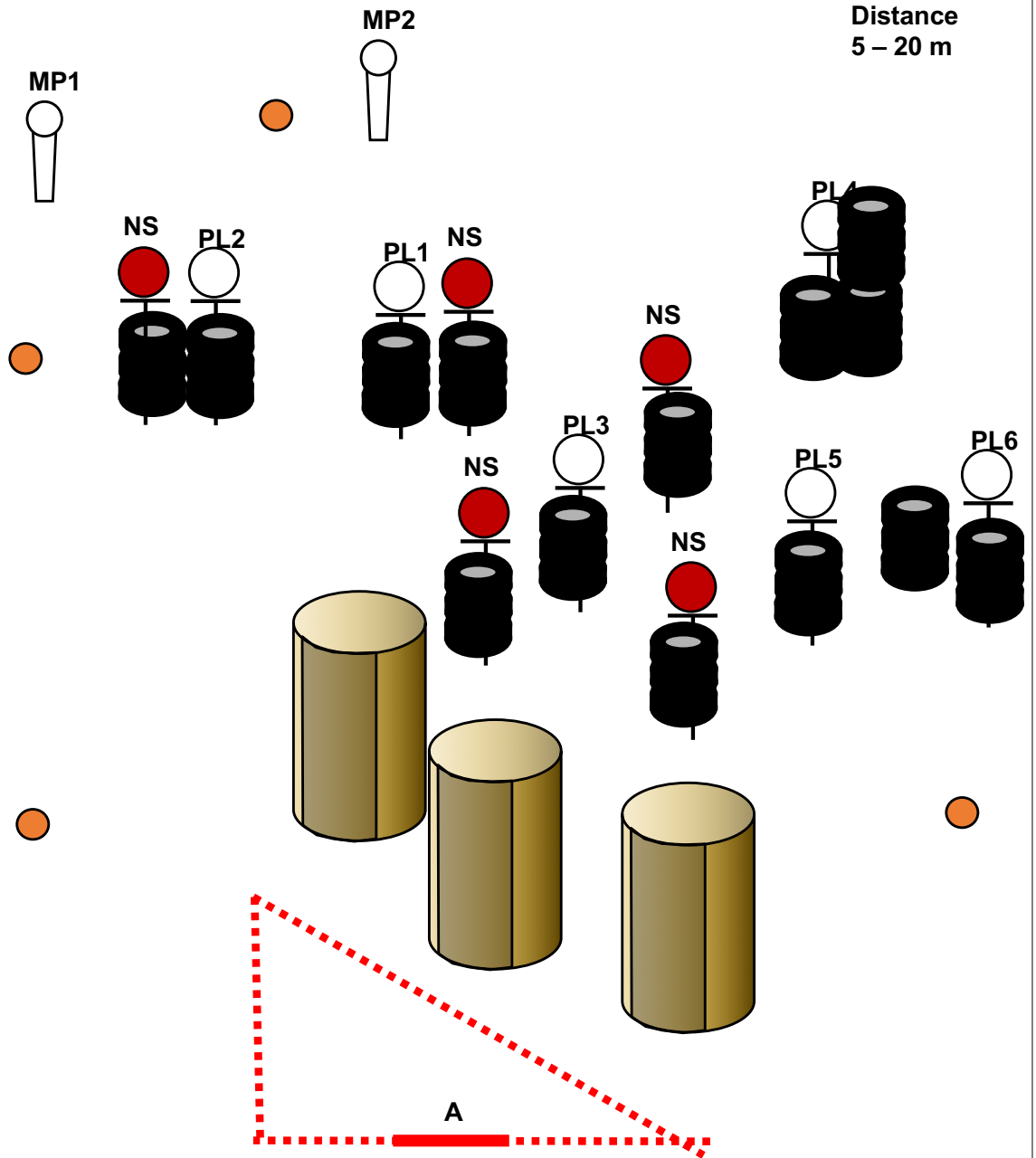















# STAGE 6

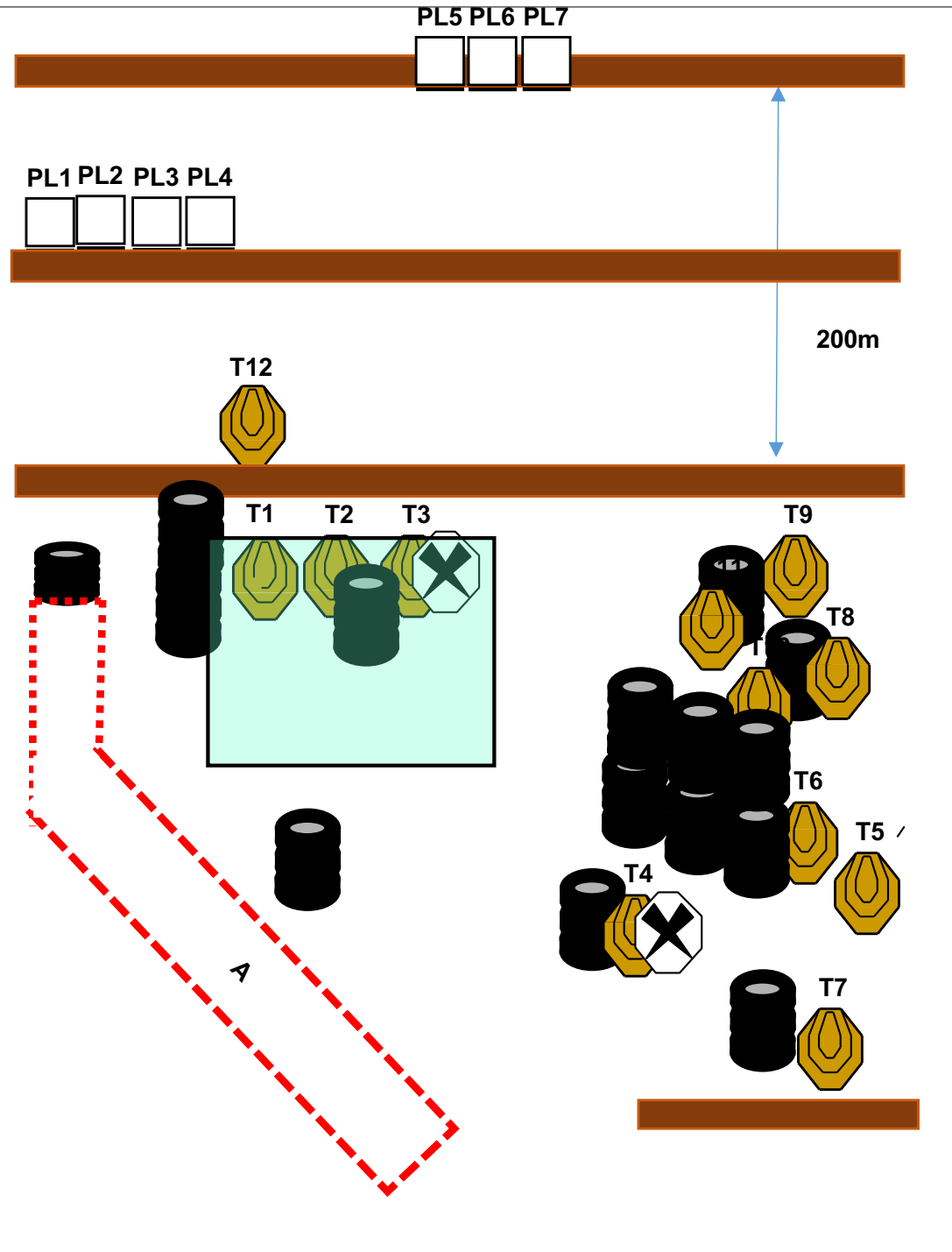
	<b>12</b> Birdshot	
	<b>5</b>	Shotgun is unloaded
	<b>6</b>	
	<b>2</b>	Shooter starts heels touching demarcated area at A.
	-	
	<b>4</b>	Procedure :
	-	On audible start signal engage targets from within the demarcated area. Clays are high value targets. Stage scores 80 pts





# STAGE 7

	<b>31</b>	
	<b>2</b>	
	<b>7</b>	
	-	
	-	
	-	Procedure :
	<b>12</b>	On audible start signal engage targets from within the demarkated area. PL1-7 will be hanged gongs , RO Backup to "Call Hits"





# STAGE 8

	<b>22</b> Birdshot	
	<b>8</b>	
	<b>20</b>	
	-	
	<b>1</b>	
	<b>1</b>	Procedure :
	<b>1</b>	On audible start signal engage targets from within the demarcated area. P1 Activates S1 , S1 remains visible.
	-	

