

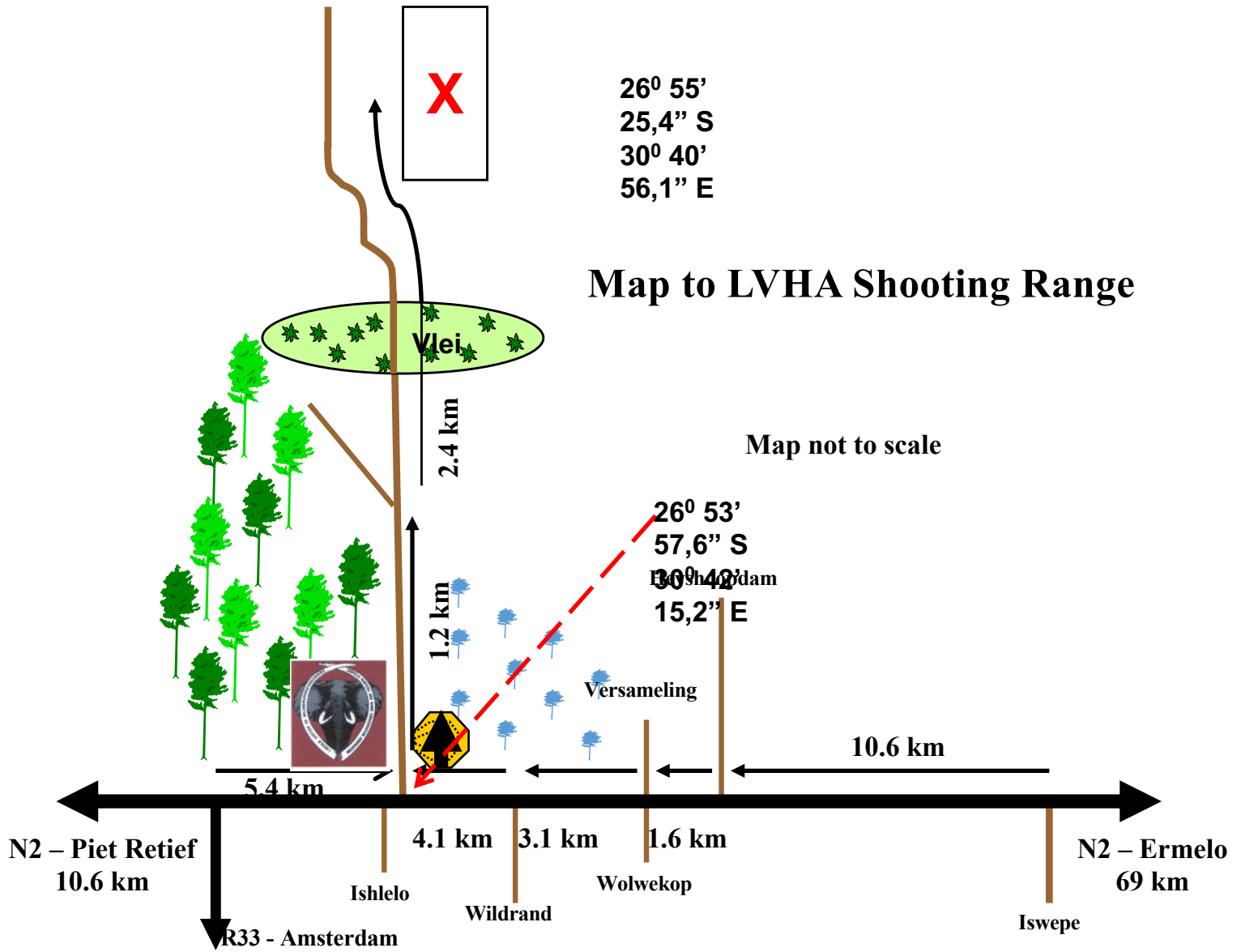
Mpumalanga Practical Shooting
 Association
CLOSED CHAMPS 2018
 Hosted By



24 NOVEMBER 2018

LVHA Shooting Range
 Piet Retief

Stage	Name	Min Rounds	Stage Weight %
1	Stage 1	26	
2	Stage 2	24	
3	Stage 3	11	
4	Stage 4	9	
5	Stage 5	32	
6	Stage 6	11	
	Total Rounds	113	
1.	The latest IPSC rules will apply.		
2.	A Safe Area will be provided for all un-bagging, indexing and bagging.		
3.	All competitors and spectators on the range must wear eye and hearing protection.		
4.	Deviations from the published course design may be implemented where this is done to enhance safety and/or course quality and to comply with the relevant rules.		
5.	Registration for the match will start from 7:30.		
6.	RO briefing will start at 8:00		
7.	The match will commence at 9:00		
8.	Match Officials		
	Match Director		Denzil Venske
	Chief Range Officer		Johan Prinsloo
	Arbitration Committee		Will be appointed if required
	Stats Official/s		Kyle van Deventer
The Piet Retief Practical Shooting Club wishes you a safe and enjoyable shoot.			



Range 7

Range 6

Range 5

Range 4

Range 3

Range 2

Range 1












Range 8

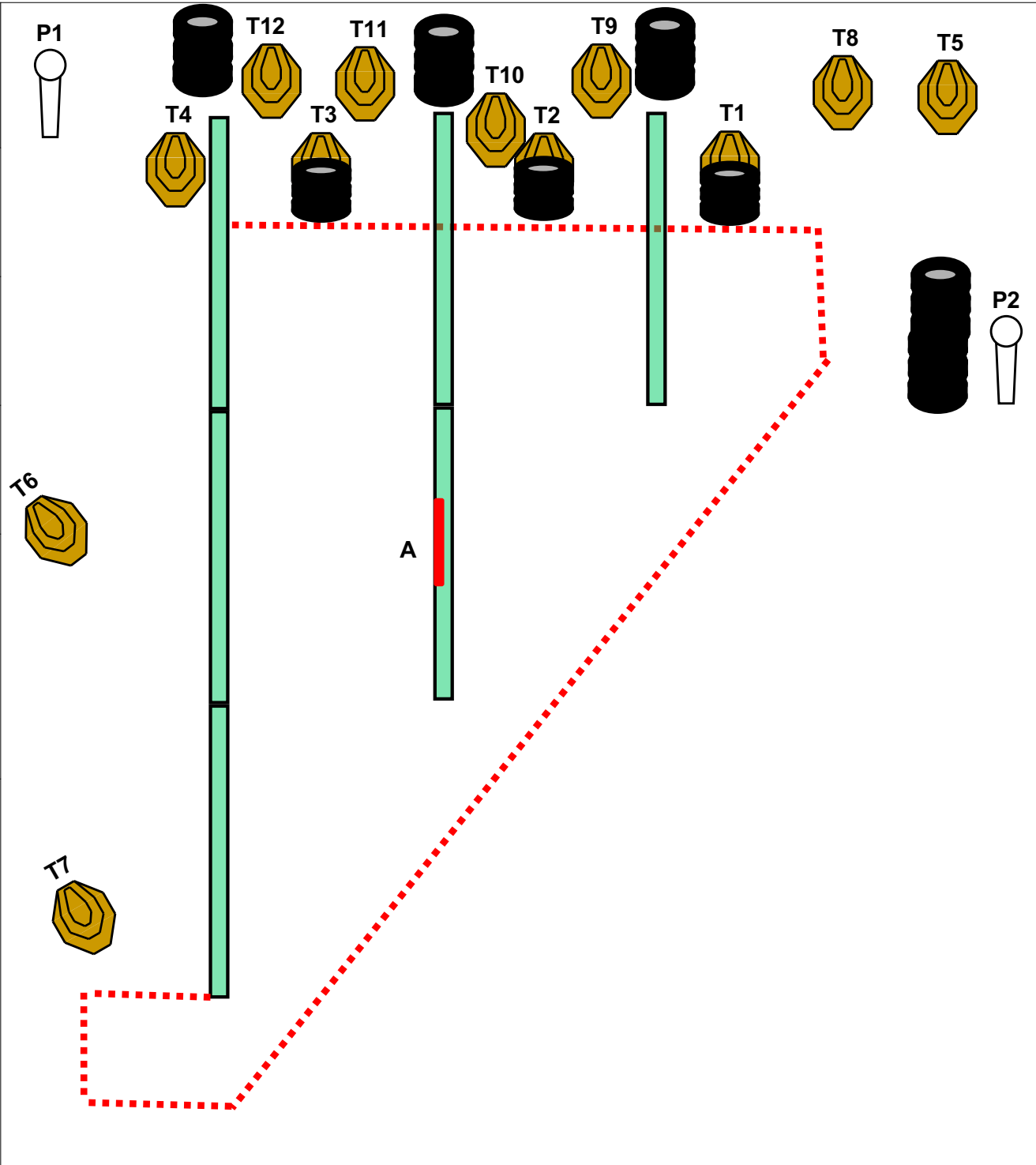
Shotgun Range

Stage	A	C	D	M	NO SHOOT	PROCEDURAL	TIME
1							
2							
3							
4							
5							
6							
7							
8							
Total							












STAGE 1

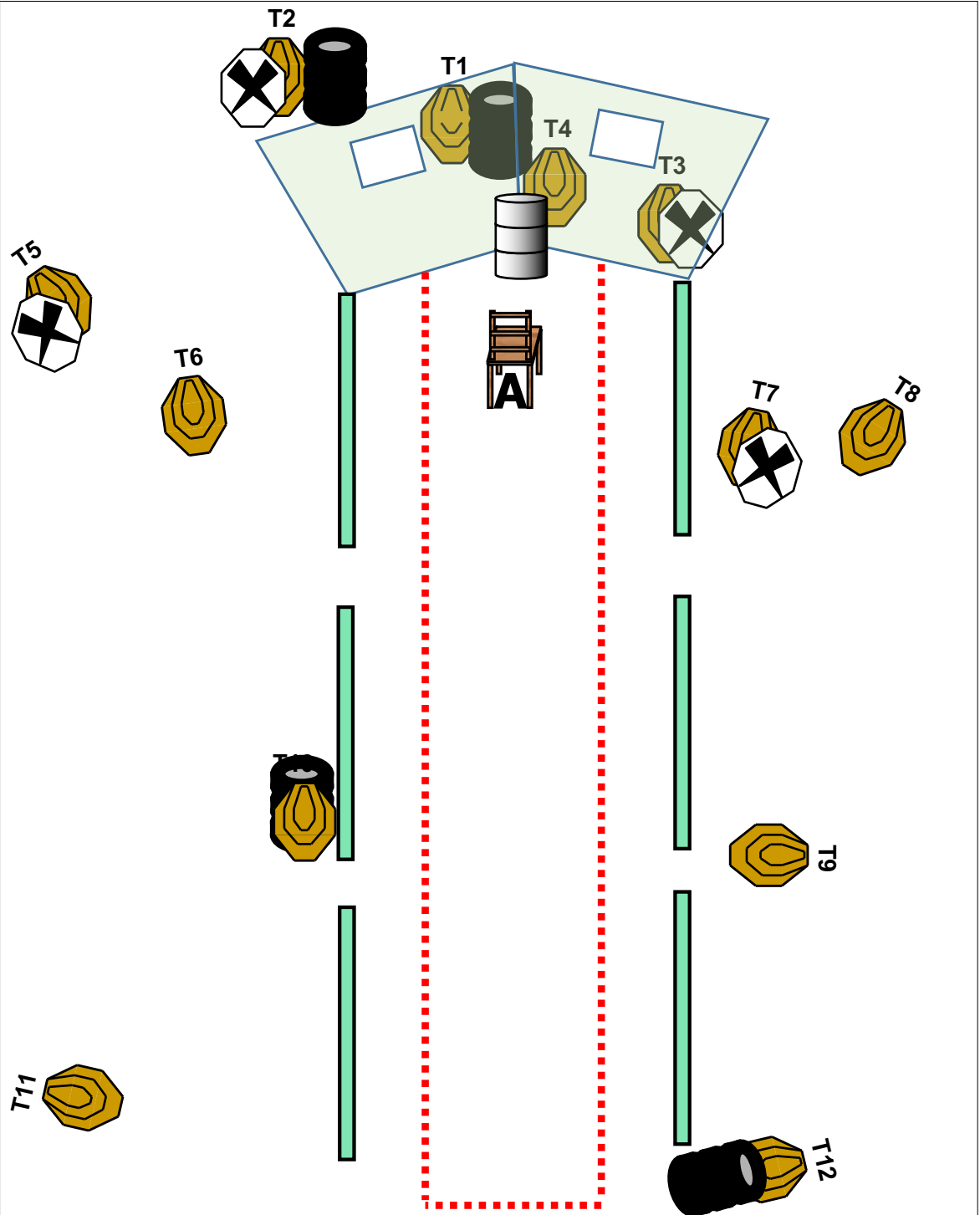
	26	
	-	
	-	
	-	Shooter starts both hands touching A , as demonstrated
	2	
	-	Procedure :
	12	On audible start signal engage targets from within the demarcated area.














STAGE 2

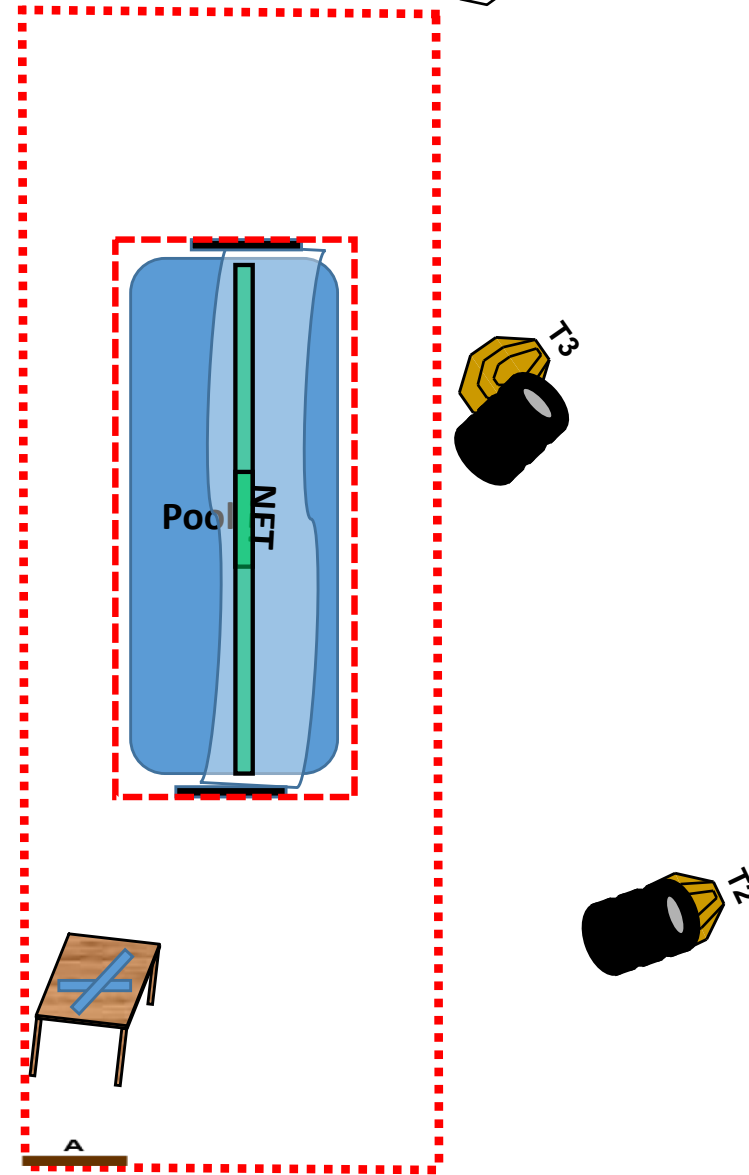
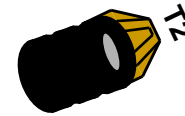

	24	
	4	Handgun is unloaded and placed on drum with all magazines to be used.
	-	
	-	Shooter starts seated at A hands on knees , as demonstrated
	-	
	-	Procedure : On audible start signal engage targets from within the demarcated area.
	12	














STAGE 3

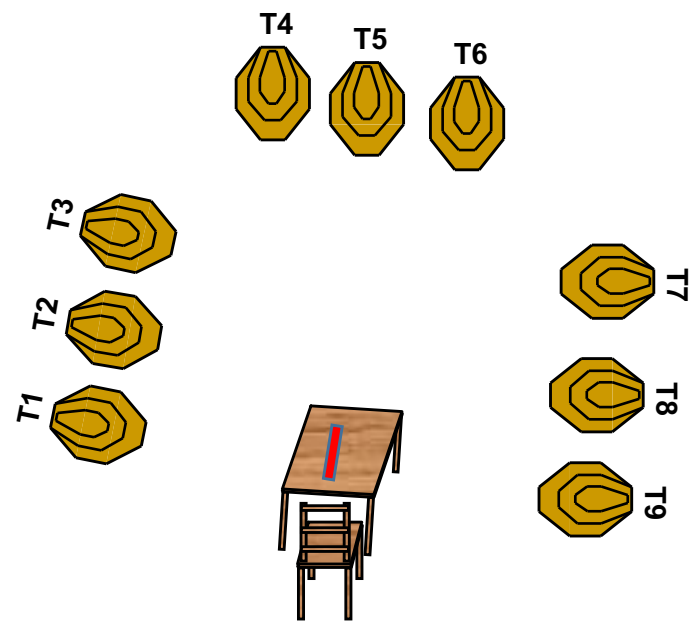
	11	
	2	
	-	
	-	Shooter starts heels touching A.
	1	
		Procedure : On audible signal, retrieve prop , to be held in weak hand while engaging all targets from within the demarcated area.
	5	





STAGE 4

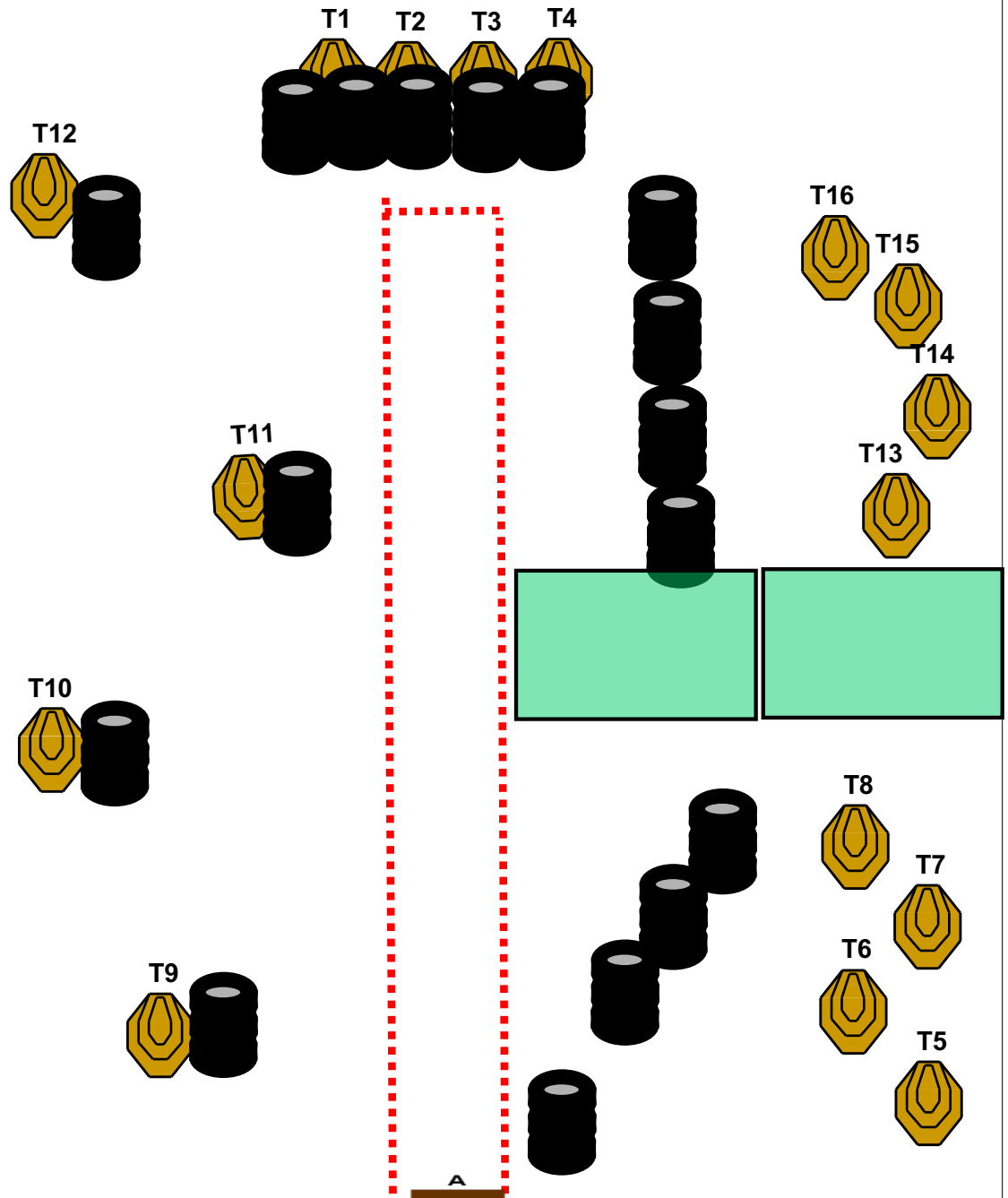
	9	
	-	Handgun is loaded , placed flat on table facing downrange.
	-	
	-	Shooter starts seated at table ,palms placed flat on table
	-	
	-	Procedure :
	9	On audible start signal engage targets while seated only one shot per target to count.














STAGE 5

	32	
	-	
	-	
	-	Shooter starts one heel touching at A.
	-	
	-	On audible start signal engage targets from within the demarcated area.
	16	





STAGE 6

	11	
	1	Handgun is unloaded
	-	
	-	Shooter starts standing wrists above shoulders. Toes touching A.
	3	
	-	On audible start signal engage targets from within the demarcated area. P2 activates S1 and P3 activates S2, they remain visible.
	4	

