

MPSA CLOSED CHAMPS

30 NOV 2019

**TEKS Shooting Club
TRICHARDT**

TEKS SHOOTING CLUB

STAGES

| Stage | Range | Rounds |
|-------|-------|--------|
| 1 | 1 | 12 |
| 2 | 2 | 24 |
| 3 | 4 | 32 |
| 4 | 5 | 12 |
| 5 | 7 | 9 |
| 6 | 8 | 24 |
| | | 113 |

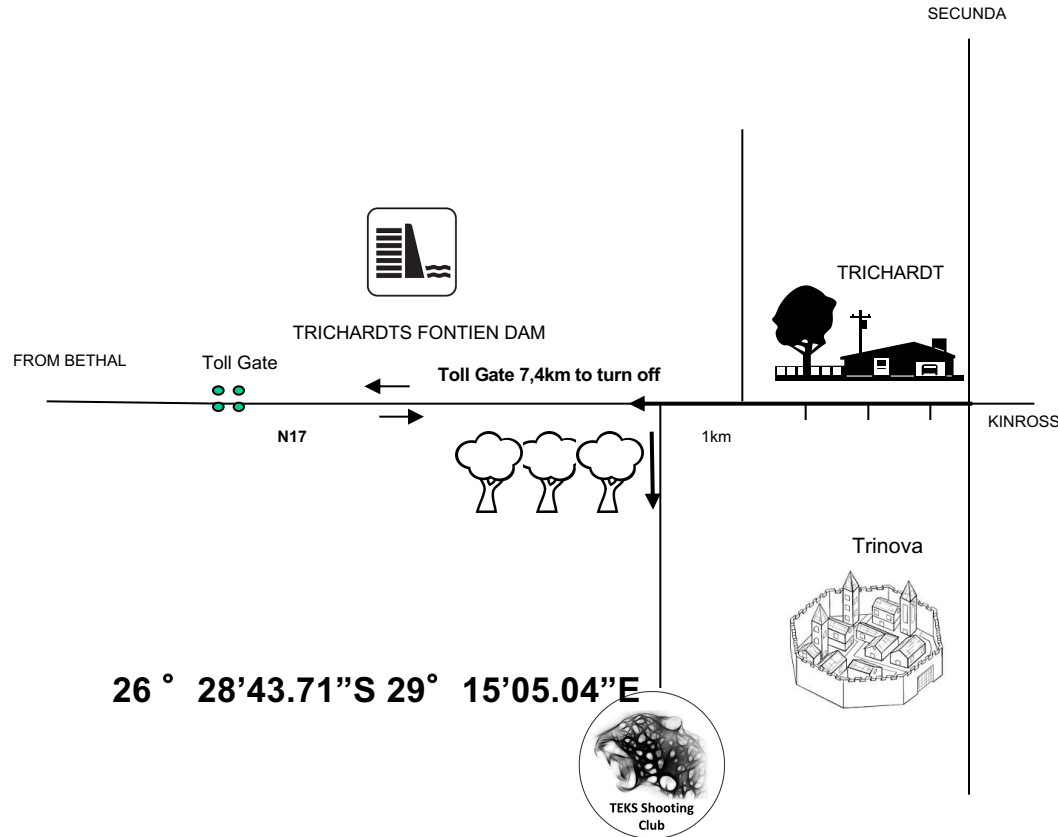
RULES

- The competition will be run according to the current IPSC rules.
- The wearing of eye and ear protection will be required during all stages of the match for participants and spectators
- Additional non shoots or barricades may be added to stages to enhance safety of competitors and spectators
- Registration takes place from 08:00 to 09:00
- The RO briefing starts at 08:45
- The shooting competition commences after AGM

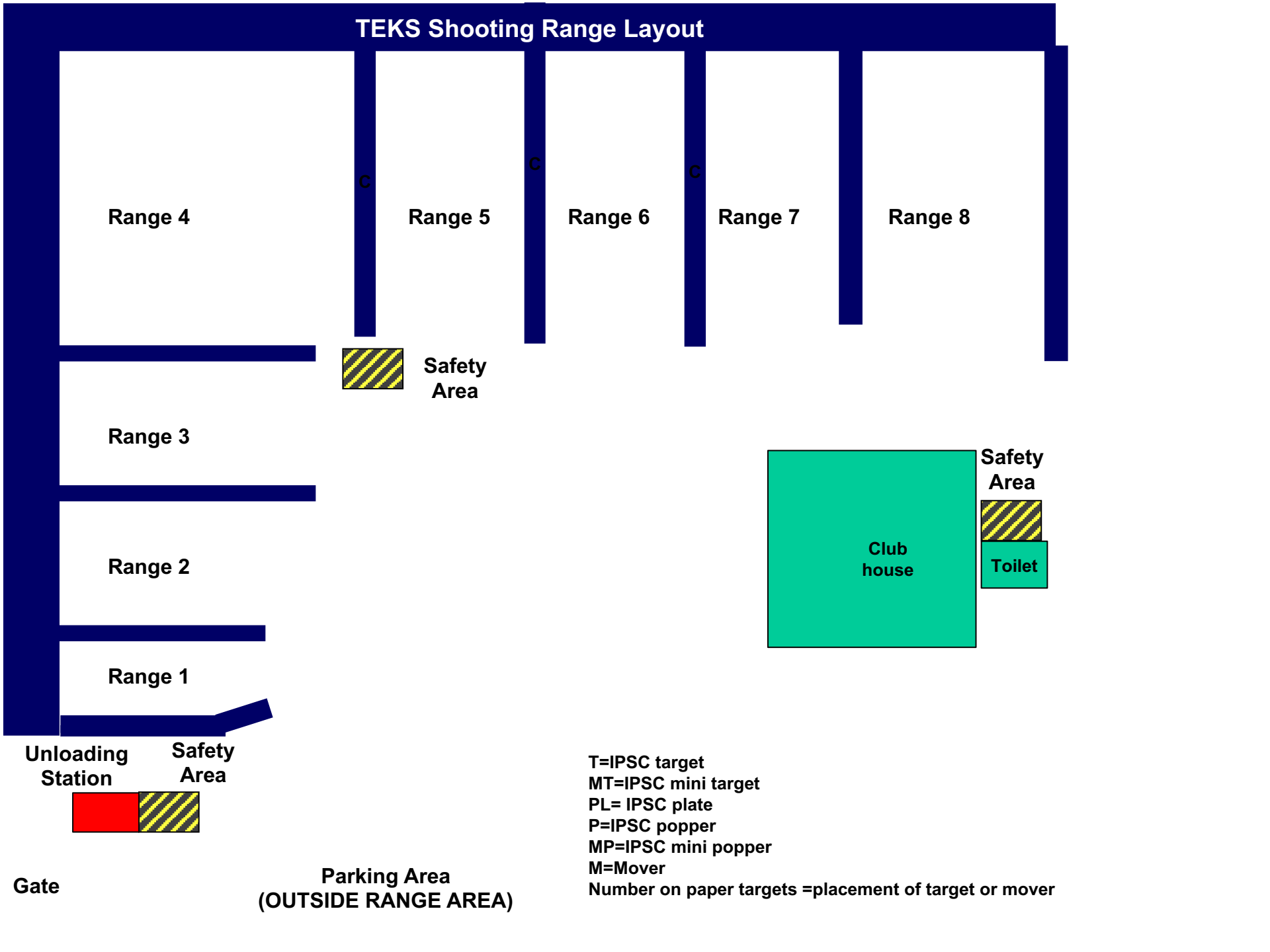
MD: [Hendrik Engelbrecht]

ARBITRATORS: Will be appointed on the day

RM: [Hennie Koch]



TEKS Shooting Range Layout



Range 4

Range 5

Range 6

Range 7

Range 8

Range 3

Range 2

Range 1

Safety Area

Safety Area

Club house

Toilet

Unloading Station

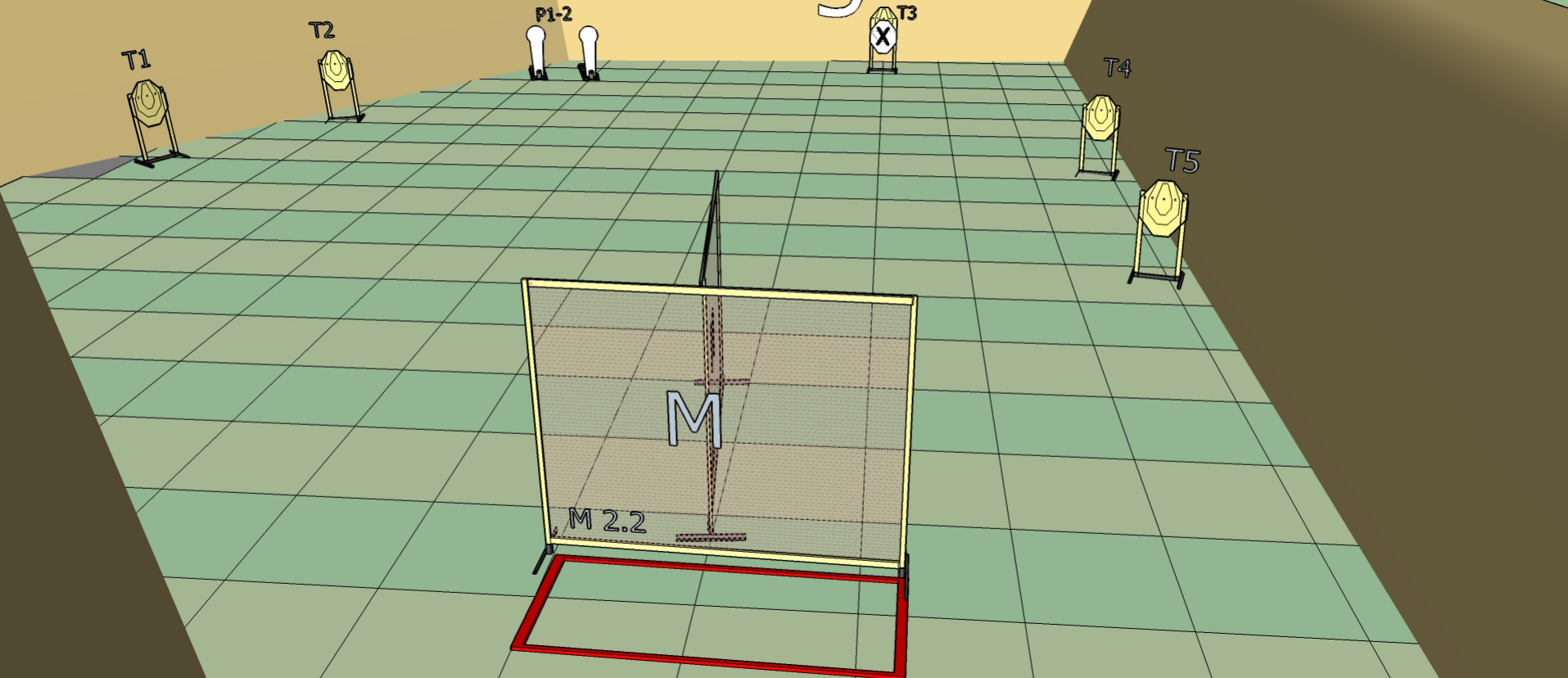
Safety Area

- T=IPSC target
- MT=IPSC mini target
- PL= IPSC plate
- P=IPSC popper
- MP=IPSC mini popper
- M=Mover
- Number on paper targets =placement of target or mover

Gate

Parking Area
(OUTSIDE RANGE AREA)

Range 1



RANGE OFFICER BRIEFING

| | | | | | | |
|----|---|---|-----|---|---|---|
| | | | | | | |
| 12 | 5 | 0 | Yes | 0 | 0 | 2 |

Stage 1 Range 1:

Distance: 6-14m


Ready condition:

Time starts: Audible Signal

Start position:

Procedure: On signal engage targets while remaining in the demarcated area.

Range 2



RANGE OFFICER BRIEFING

| | | | | | | |
|----|---|---|-----|---|---|---|
| | | | | | | |
| 24 | 9 | 0 | Yes | 0 | 6 | 0 |

Stage 2 Range 2:


Distance: 2-16m

Ready condition: Gun loaded mag inserted chamber empty.

Time starts: Audible Signal.

Start position: Heels touching A.

Procedure: On signal engage targets while remaining in the demarcated area.



RANGE OFFICER BRIEFING

Stage 4 Range 5:

Distance: 2-10 M

Ready condition :

Time starts: Audible Signal

Start position: Standing behind drum toes touching.

Procedure: On signal engage targets while remaining in the demarcated area



12

4

0

Yes

3

0

1

Range 7

P1



T1



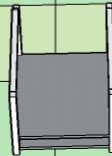
T2



T3



T4



RANGE OFFICER BRIEFING



9



4



0



Yes



0



0



1

Stage 5 Range 7:

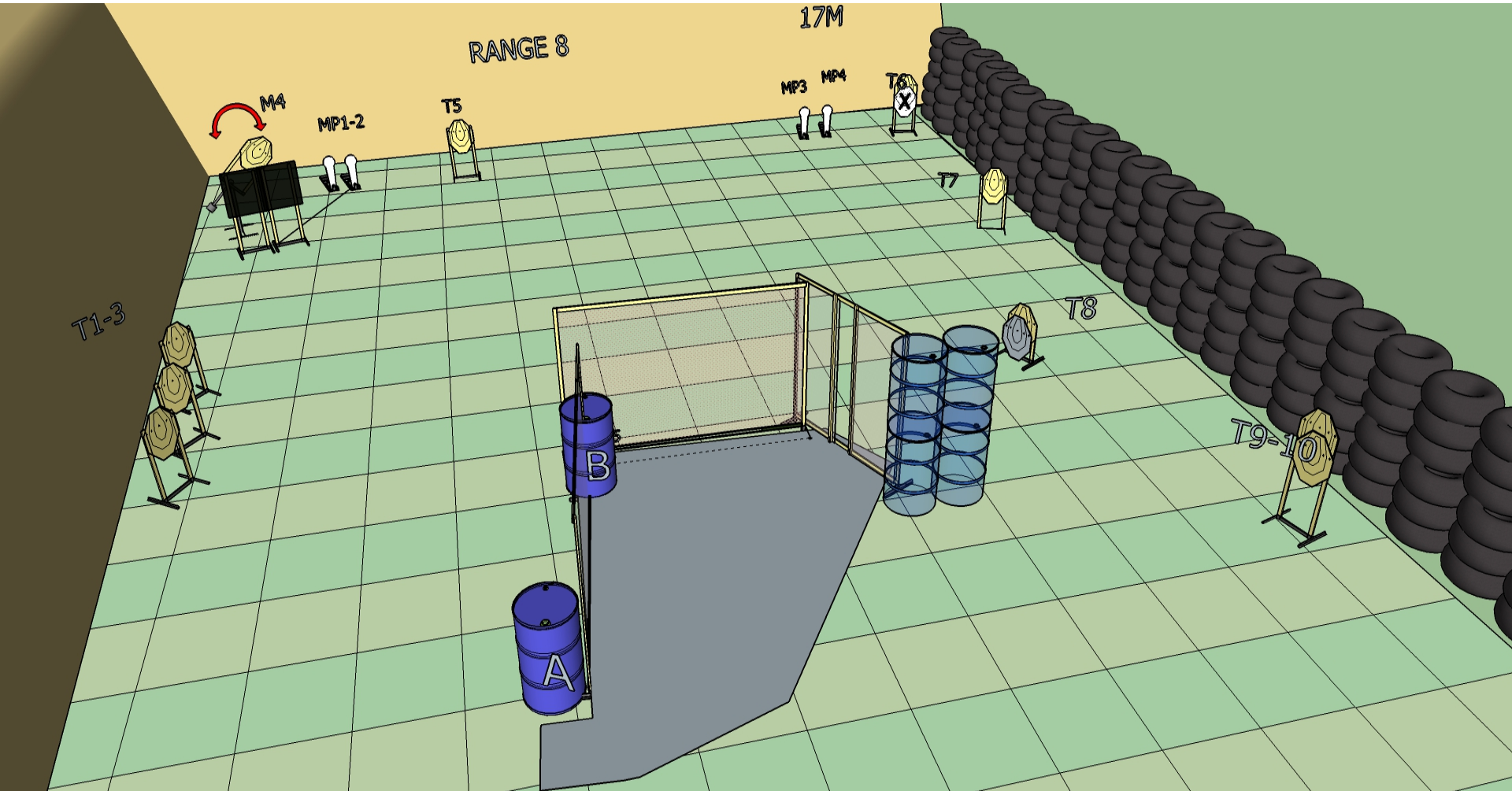
Distance: 10M

Ready condition :

Time starts: Audible Signal

Start position: Standing on the platform unsupported hands above shoulder's.

Procedure: On signal engage targets while remaining in the demarcated area.



Stage 6 Range 8:

Distance: 5-15M

Ready condition : Gun loaded

Time starts: Audible Signal

Start position:

Procedure: Gun loaded and placed as indicated on drum A, all other mags to be placed on drum B

On signal engage targets while remaining in the demarcated area
P2 will activate M4 it will remain visible.

RANGE OFFICER BRIEFING



24




10



0



Yes



0



4



0