

MPSA RIFLE League 3

7th Jul 2019



RANGE	Stage	MIN. ROUNDS	POSSIBLE POINTS	STAGE % ROUNDS	STAGE % POINTS
1	1	26	130	15%	15%
2	2	20	100	11%	11%
3	3	20	100	11%	11%
4	4	16	80	9%	9%
8	5	21	105	12%	12%
9	6	40	200	23%	23%
10	7	32	160	18%	18%
Totals		175	875	100%	100%

Sportsman Like Behavior – Work Together!

- VENUE: Ngodwana Shooting Range
- DATE: 7th Jul 2019
- REGISTRATION: 07H30 to 08H00
- RO BRIEFING: 07H30 to 07H45
- START : 08H00
- ENTRY FEE: R200
- REFRESHMENTS: On sale
- Accommodation available at Aloes Country Inn (Dave Mobile : 084 712 1659)
- Camping at the Range is Permitted at no charge. (Potable water and Toilets available on the range)

- Remain with your detail throughout the shoot.
- Help patch, score and pick up poppers and plates, every stage.
- Help others with collection of “Doppies” after every shoot.
- Sign your score sheet at the end of the stage. Vanishing shooters get ZERO score.



Note to Shooters / Spectators

- Vehicle Access on to the range is restricted.
- No parking on the range please.

RULES

- The competition will be run according to the current IPSC rules.
 - The wearing of eye and ear protection will be required during all stages of the match for participants and spectators
 - No testing of the range equipment will be allowed prior to or during the match
 - Additional no shoots or barricades may be added to stages to enhance safety of all competitors and spectators
 - No bagging, un-bagging or indexing will be allowed on the range, to be done in the safety area or under supervision of the range officer on the line.
 - No Ammo permitted in safety areas
- MATCH DIRECTOR : A.T. Olivier
 RANGE MASTER : D.W. McAllister
 CRO : R Le Clus
 ARBITRATORS: Three delegates to be appointed by Match Director as and when required

MAP TO NGODWANA SHOOTING RANGE





Map to Ngodwana Shooting Range



RIFLE MATCH 7 Jul 2019

7 Stages

Minimum of 175 Rounds Required

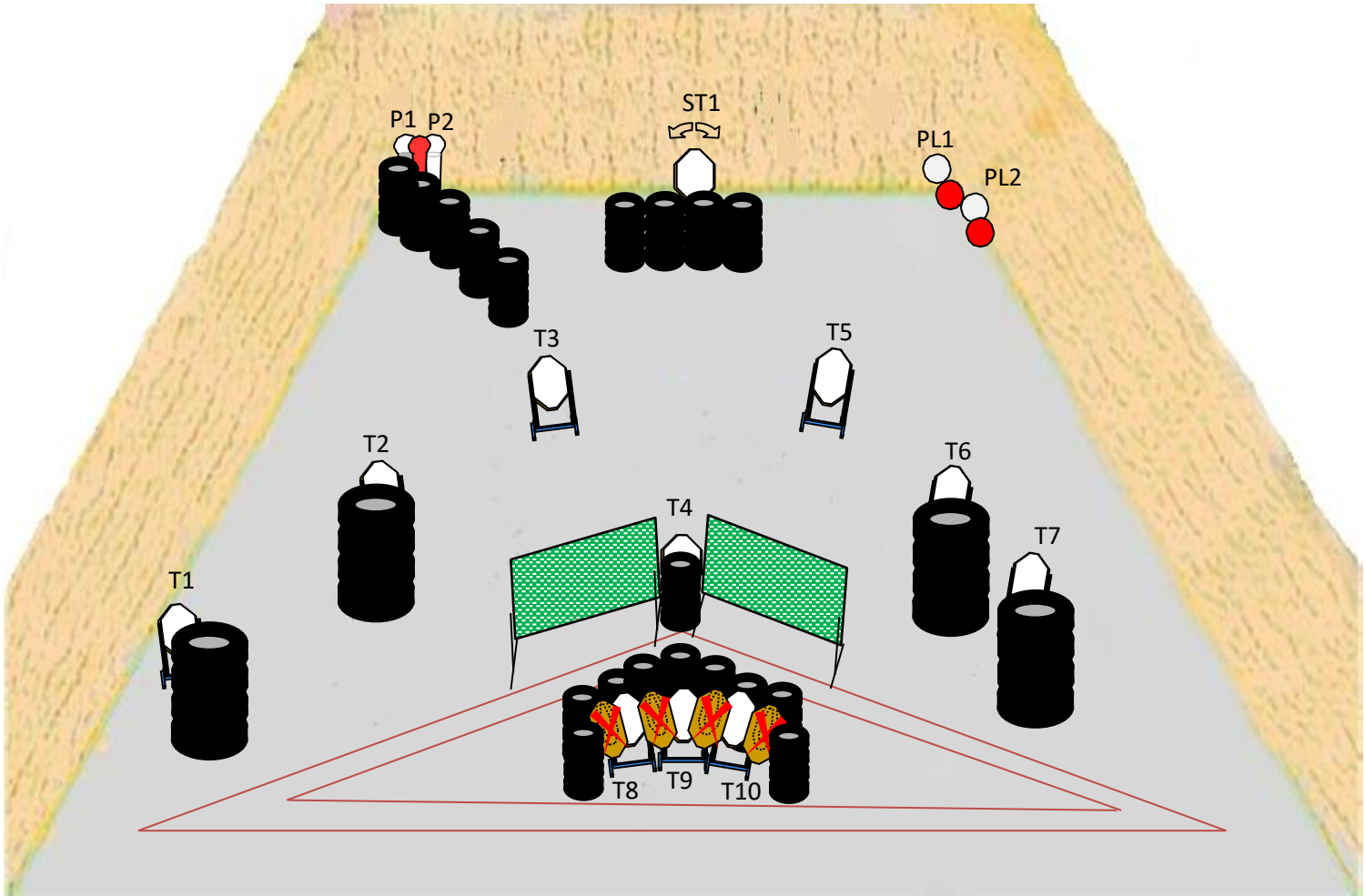
Note :

All Targets will be White



















All paper no Shoots will be Brown with Red Cross

All steel no shoots will be red

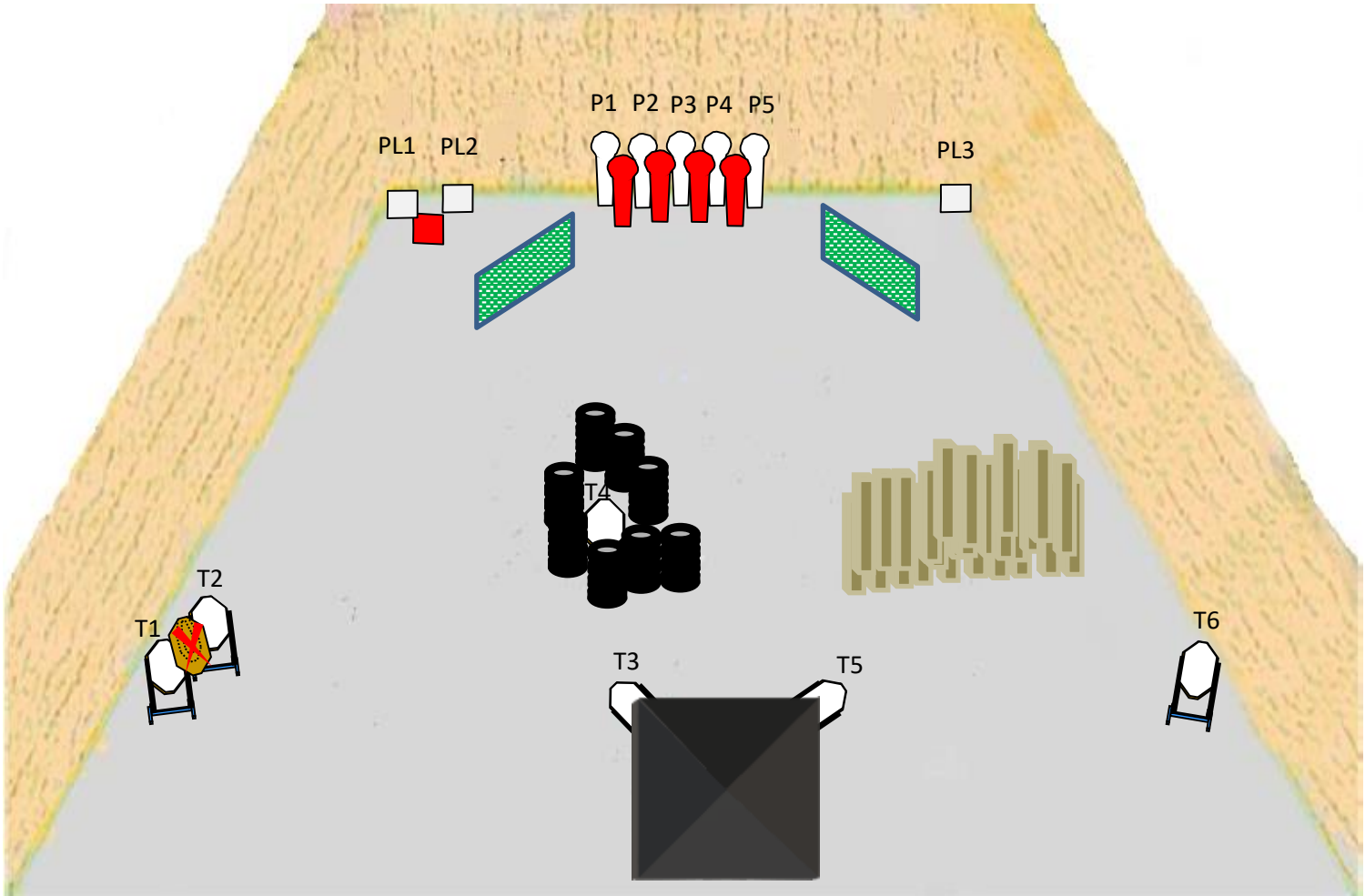
RANGE 1	RIFLE STAGE 1	MPSA RIFLE L3
---------	---------------	---------------





















Stage Briefing

Type	Long course			11					
Number of rounds to be scored		26							
Max points		130		2				2	
Distance		5-75m							
Start	Audible signal		4						
	Firearm loaded		1					2	
	Option 1								
Start position/Procedure	Anywhere in the demarcated area. Popper 2 activates swinging target.								
Safety angle	180°, Backstop height in elevation								

RANGE 2	RIFLE STAGE 2	MPSA RIFLE L3
---------	---------------	---------------



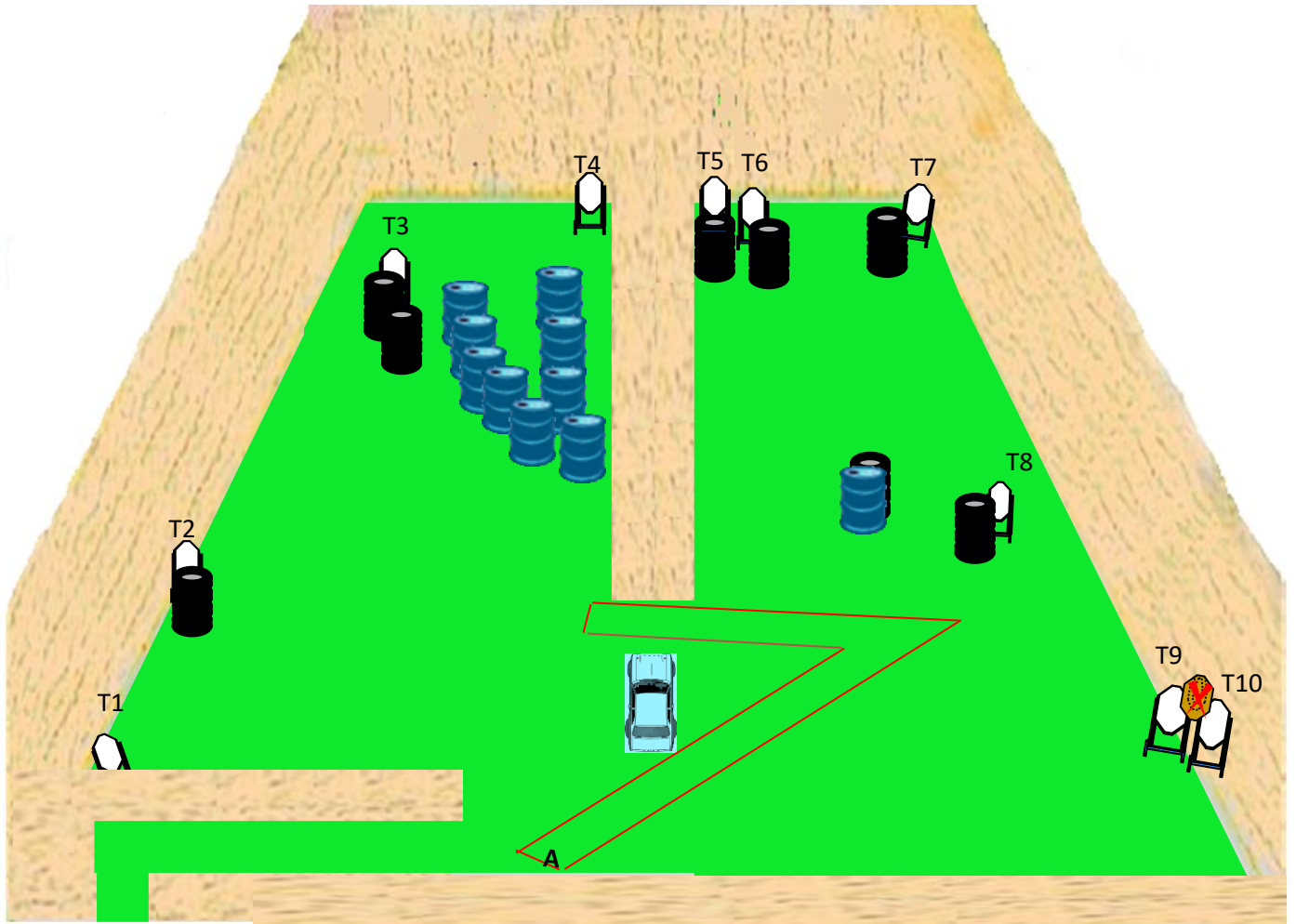
Stage Briefing

Type	Medium course			6					
Number of rounds to be scored		20							
Max points		100		5			3		
Distance		10-52m							
Start	Audible signal		1						
	Firearm loaded Option 2		4			1			
Start position/Procedure	Sitting on the bench hands on knees as demonstrated. Rifle in safe. On audible signal engage targets from within the demarcated area (Hut)								
Safety angle	180°, Backstop height in elevation								




















RANGE 3

RIFLE STAGE 3

MPSA RIFLE L3



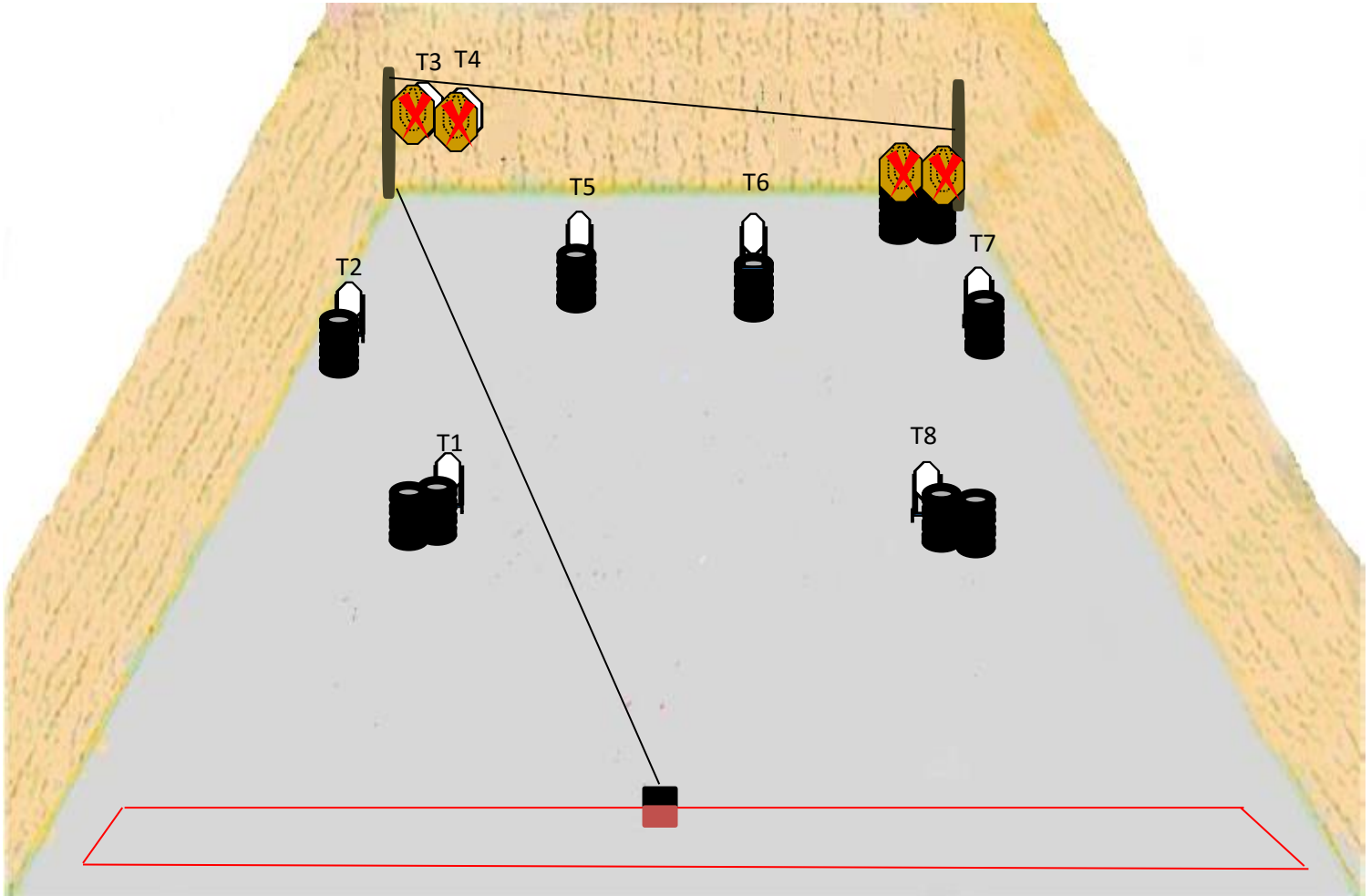
Stage Briefing

Type	Medium course			10						
Number of rounds to be scored		20								
Max points		100								
Distance		8-20m								
Start		Audible signal				1				
										
		Firearm unloaded Option 3								
Start position/Procedure	Shooter starts at A, one heel touching the line, Rifle in ready position. On audible signal engage targets from within the demarcated area.									
Safety angle	270°, Backstop height in elevation									




















RANGE 4

RIFLE STAGE 4

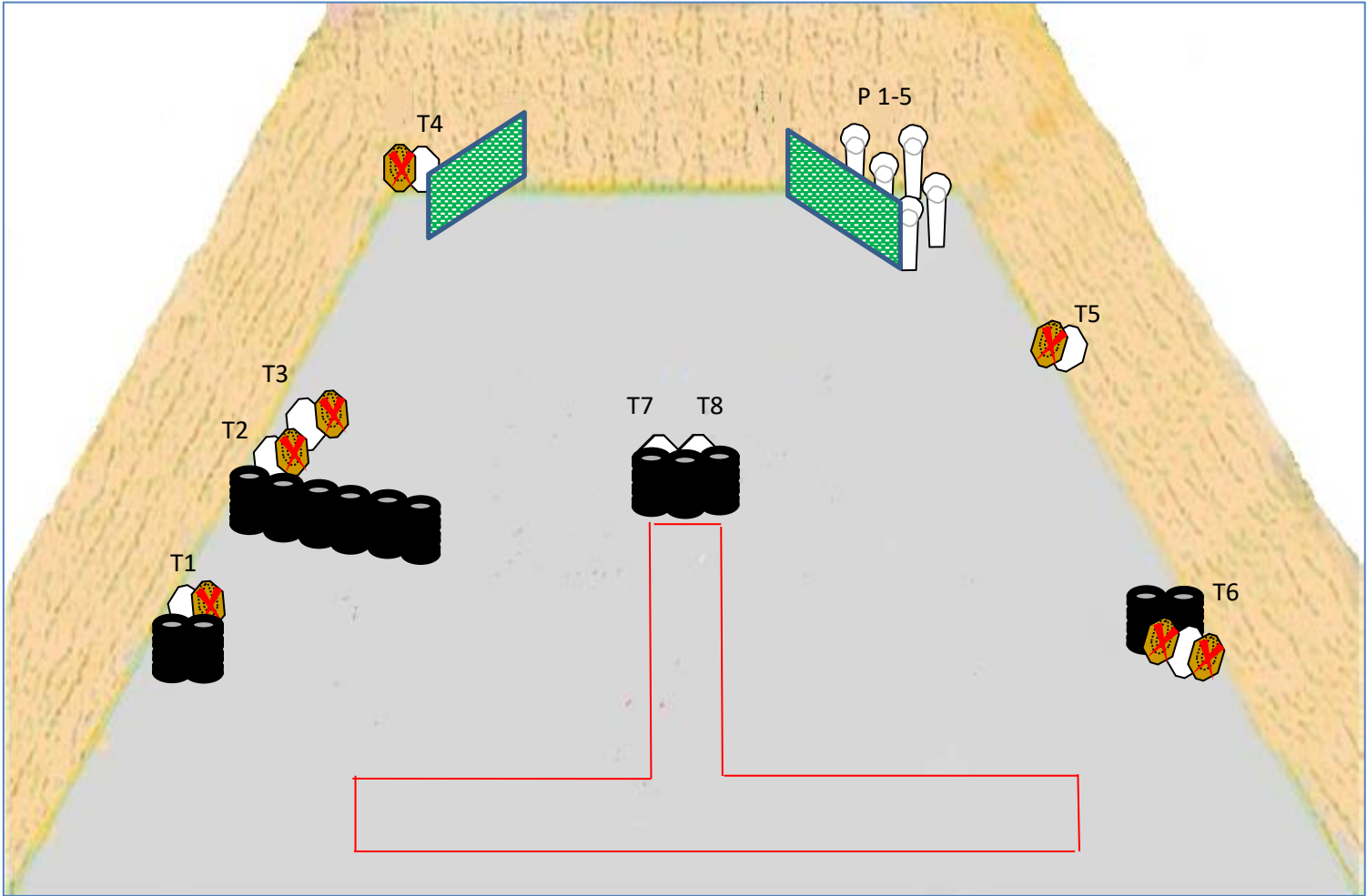
MPSA RIFLE L3






















Stage Briefing

Type	Medium course			8					
Number of rounds to be scored	16								
Max points	80								
Distance	8-20m								
Start	Audible signal		4						
									
	Firearm loaded option 1								
Start position/Procedure	Anywhere in the demarcated area. On audible signal engage targets as they become visible. Stepping on the beartrap activates the runner.								
Safety angle	180°, Backstop height in elevation								

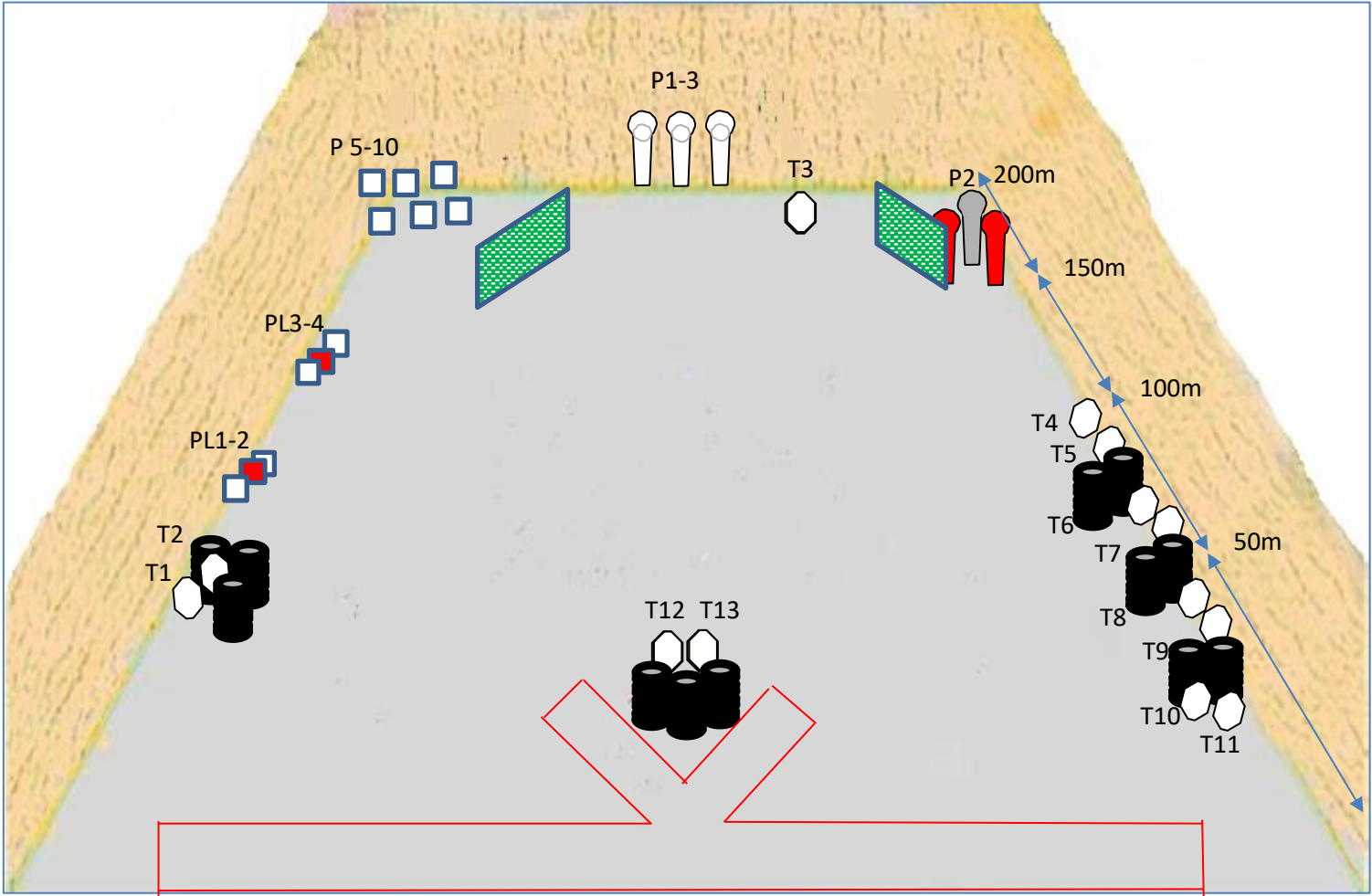
RANGE 8	RIFLE STAGE 5	MPSA RIFLE L3
---------	---------------	---------------






















Stage Briefing

Type	Long course			8					
Number of rounds to be scored	21								
Max points	105		5						
Distance	5-52m								
Start	Audible signal		7						
									
	Firearm unloaded Option 3								
Start position/Procedure	Anywhere in the demarcated area. On audible signal engage targets from within the demarcated area.								
Safety angle	180°, Backstop height in elevation								

RANGE 9	RIFLE STAGE 6	MPSA RIFLE L3
----------------	----------------------	----------------------



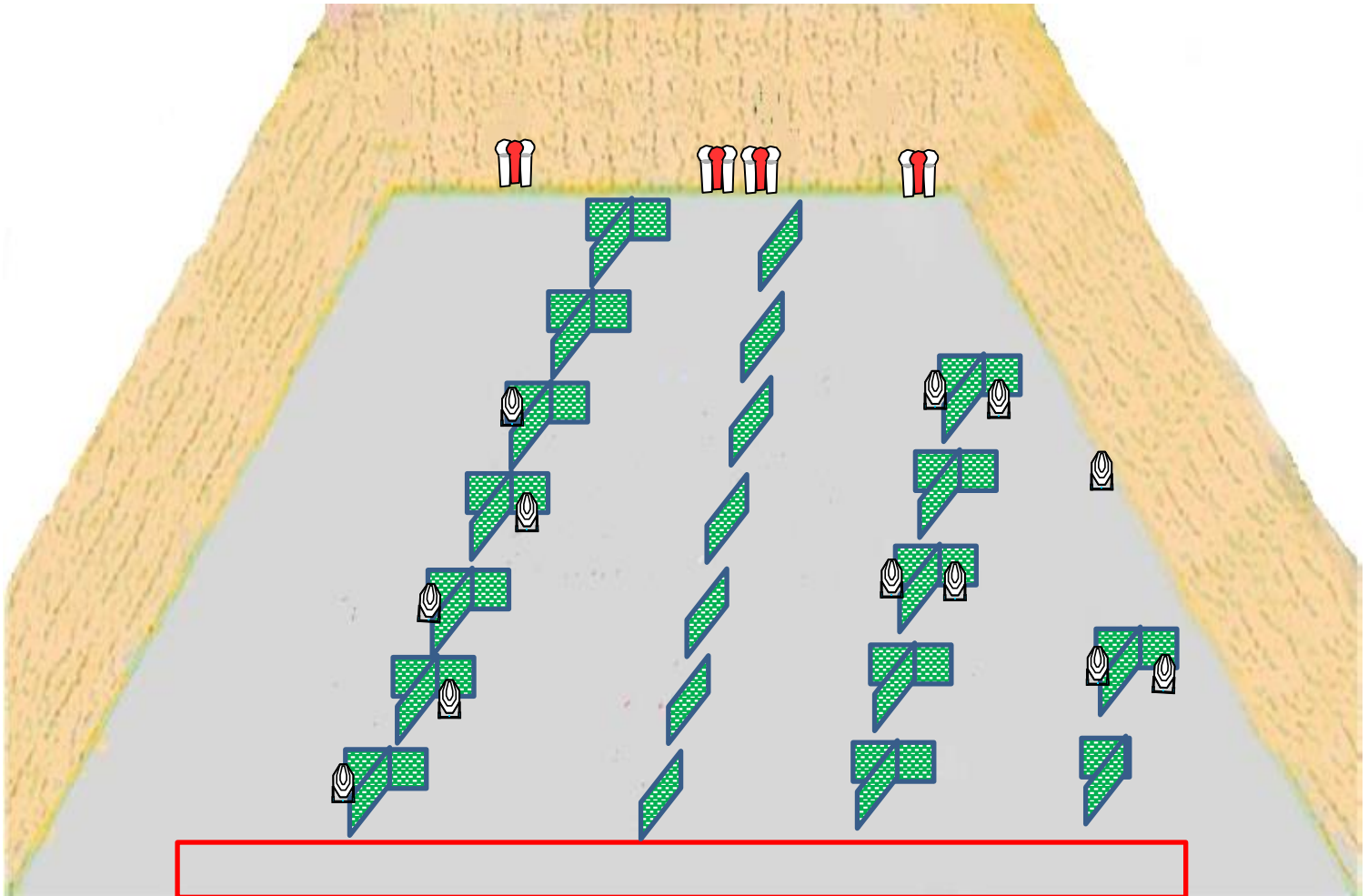
Stage Briefing

Type	Long course			13					
Number of rounds to be scored		40							
Max points		200		4			10		
Distance		5-52m							
Start	Audible signal								
	Firearm unloaded			2			2		
	Option 3								
Start position/Procedure	Anywhere in the demarcated area. On audible signal engage targets from within the demarcated area.								
Safety angle	180°, Backstop height in elevation								




















RANGE 10

RIFLE STAGE 7

MPSA RIFLE L3



Stage Briefing

Type	Long course				12				
Number of rounds to be scored	32								
Max points	160			8					
Distance	8-75m								
Start	Audible signal								
									
	Firearm loaded Option 1			4					
Start position/Procedure	Anywhere in the demarcated area. On audible signal engage targets from within the demarcated area.								
Safety angle	180°, Backstop height in elevation								