




**Mpumalanga  
Practical Shooting  
Association**

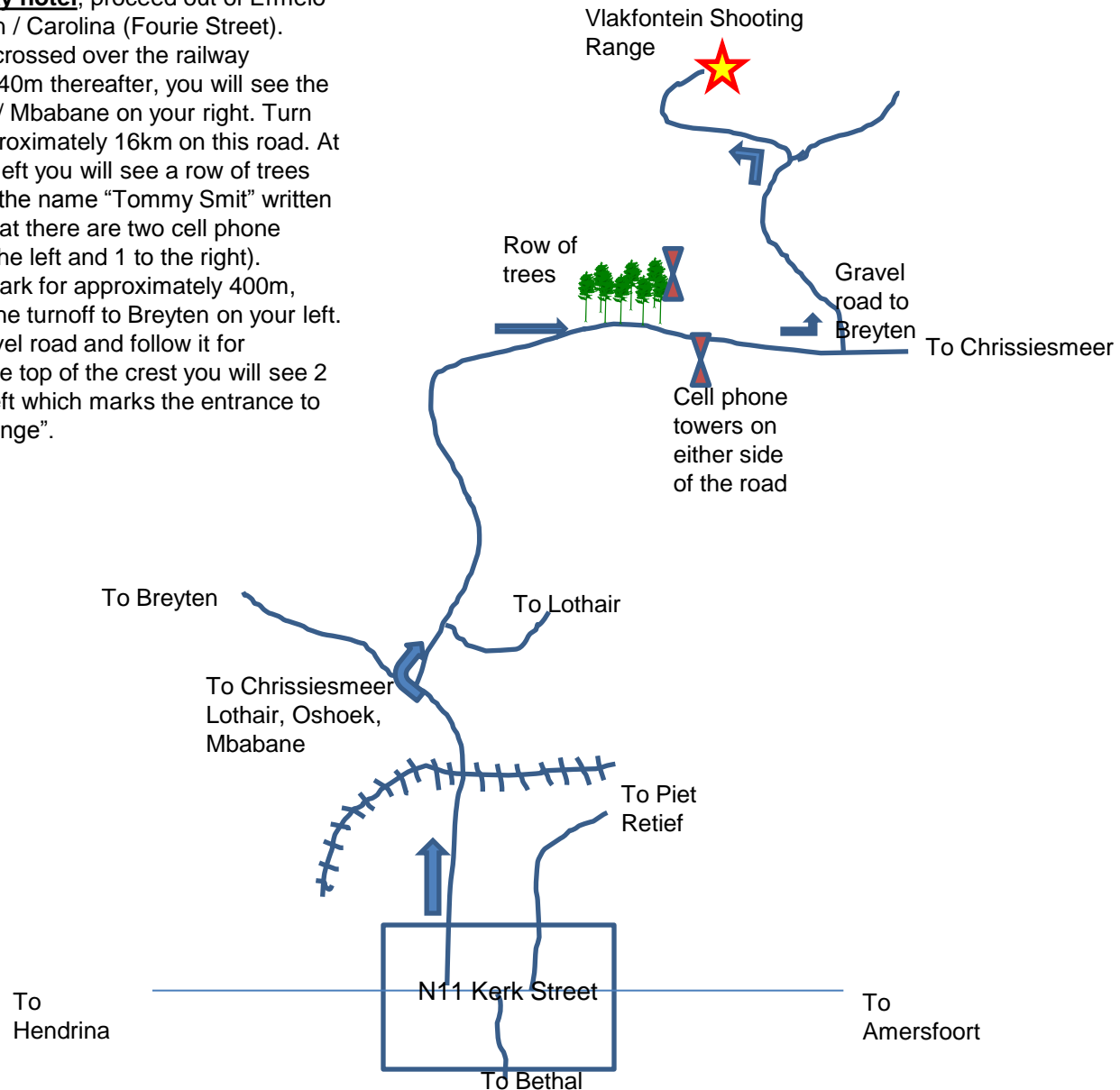


**MPSA  
LEAGUE 2  
ERMELO  
7 MARCH 2020  
VLAKFONTEIN  
SHOOTINGRANGE**

**V3**

## Directional map to Vlakfontein Shooting Range

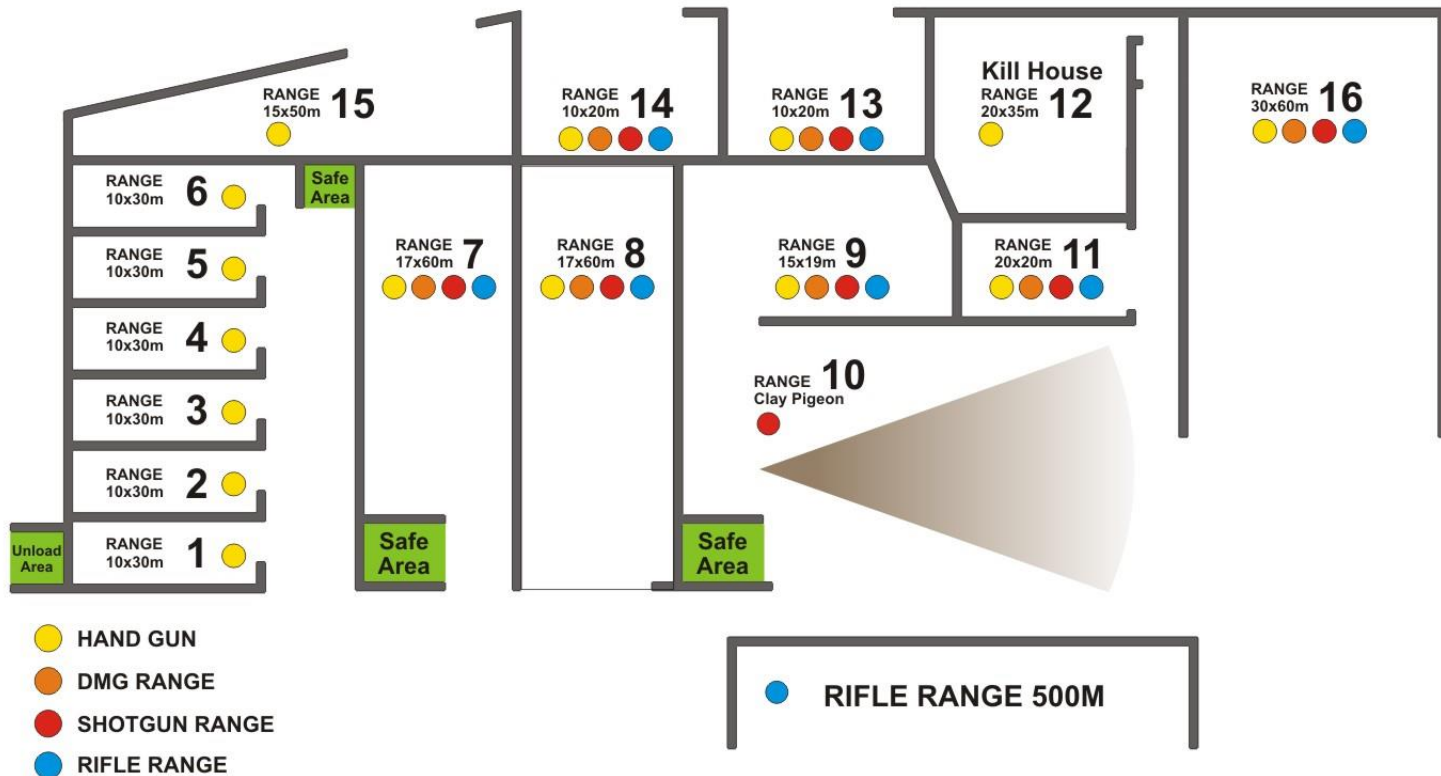
From Ermelo **African Sky hotel**, proceed out of Ermelo in the direction of Breyten / Carolina (Fourie Street). Continue until you have crossed over the railway crossing. Approximately 40m thereafter, you will see the turnoff to Chrissiesmeer / Mbabane on your right. Turn right here. Travel for approximately 16km on this road. At the crest of a hill to your left you will see a row of trees and two white walls with the name "Tommy Smit" written on it. You will also see that there are two cell phone towers at this spot (1 to the left and 1 to the right). Proceed past this land mark for approximately 400m, where after you will get the turnoff to Breyten on your left. Turn left here on the gravel road and follow it for approximately 5km. At the top of the crest you will see 2 huge black tires on the left which marks the entrance to "Vlakfontein Shooting Range". Drive safely.





# VLAKFONTEIN SHOOTING RANGE

## RANGE LAYOUT



## STAGES

Stage	Range	Name	Length	Min Rounds
1	1	Stage 1	Short	9
2	3	Stage 2	Short	9
3	4	Stage 3	Short	11
4	6	Stage 4	Medium	18
5	7	Stage 5	Long	25
6	8	Stage 6	Long	32
7	9	Stage 7	Medium	16
8	11	Stage 8	Medium	24
TOTAL ROUNDS				144

## RULES

- Competition run according to latest IPSC Rules 2019
  - Wearing of eye and ear protection for all competitors and spectators is compulsory
  - No testing of range equipment allowed prior to match
  - No walking of ranges prior to commencement of match allowed
  - Additional “no shoots” or barricades may be added to stages to enhance safety.
  - Registration** take place from **08:00 to 08:30**.
  - The **RO briefing** starts at **08:15**.
  - The **shooting** competition **commence** at **08:45**
- MATCH DIRECTOR:** { Wayne Duranty }  
**•RANGE MASTER:** { Hennie Koch }  
**•ARBITRATORS:** { Three delegates to be appointed by Match Director as and when required. }

# RANGE OFFICER BRIEFING

## Stage 1

						
9	-	4	No	-	1	-

**Distance:** 8 - 10m

**Start:** Audible signal

**Start position:** .

**Ready condition HG :**

**PCC:** Option 1

**Procedure:** On signal engage targets while remaining in the demarcated area.

## Range 1

**MP1**



**MT1-2**



**MT3-4**



# RANGE OFFICER BRIEFING

## Stage 2

						
9	4	-	Yes	1	-	-

Distance: 5 -10m

Start: Audible signal

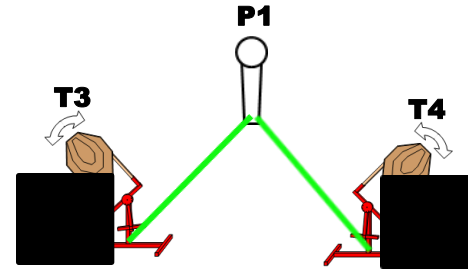
Start position:

Ready condition HG :

PCC: Option 1

**Procedure:** On signal engage targets as they become visible while remaining in the demarcated area. ***P1 activate moving targets T3 and T4 which remain visible.***

## Range 3



T1-2



# RANGE OFFICER BRIEFING

## Stage 3

						
11	5	-	Yes	1	-	-

**Distance:** 2 -10m

**Start:** Audible signal

**Start position:**

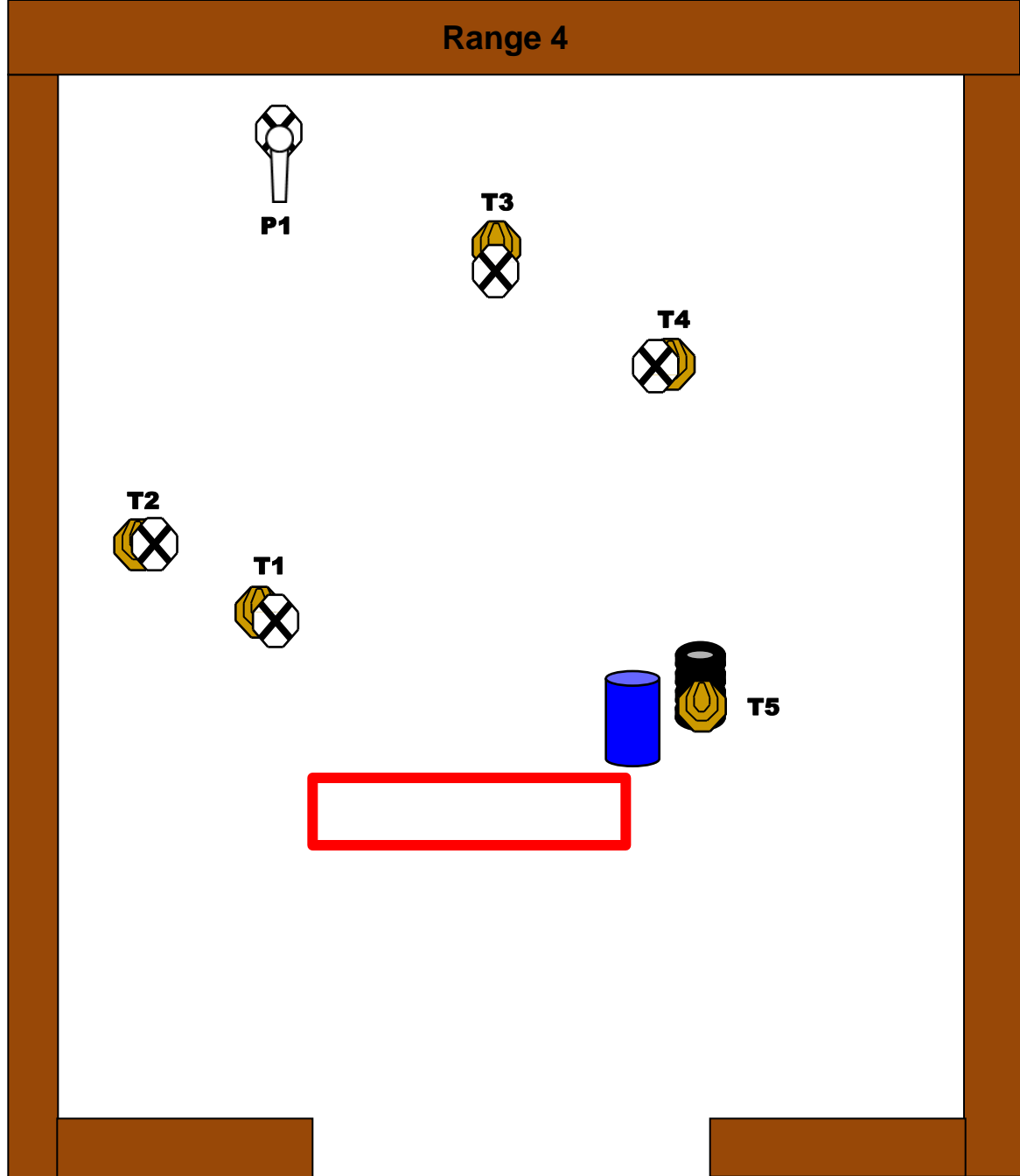
**Ready condition** HG :  
PCC: Option 1

**Procedure:** On signal engage targets while remaining in the demarcated area.

### **BUILDING NOTE :**

*All No Shoot Targets have own target stands and must be placed in such way that the targets only visible from certain points.*

## Range 4



# RANGE OFFICER BRIEFING

## Stage 4

18	8	-	Yes	2	-	-

**Distance:** 2 -20m

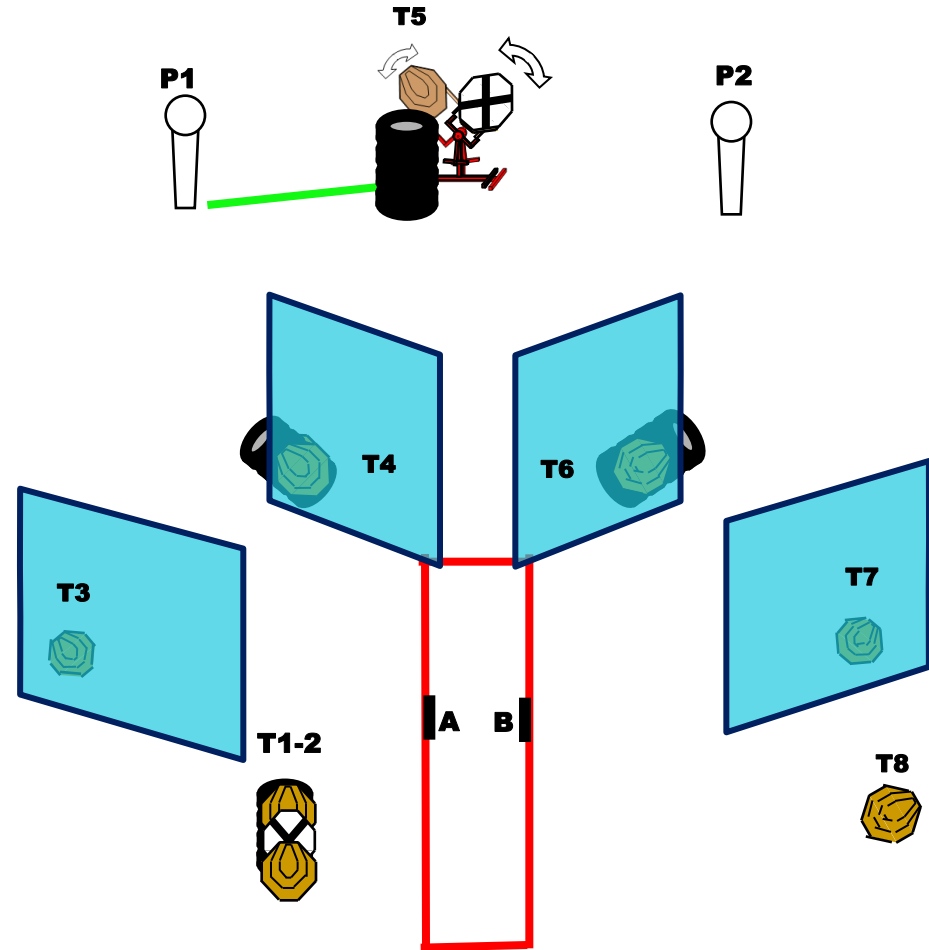
**Start:** Audible signal

**Start position:** Start at A or B. At least one foot touching the mark A or B.

**Ready condition HG :**  
PCC: Option 1

**Procedure:** On signal engage targets while remaining in the demarcated area. **P1 activate moving target T4 which remains visible.**








## Range 6





# RANGE OFFICER BRIEFING

## Stage 5

						
25	8	-	No	-	-	9

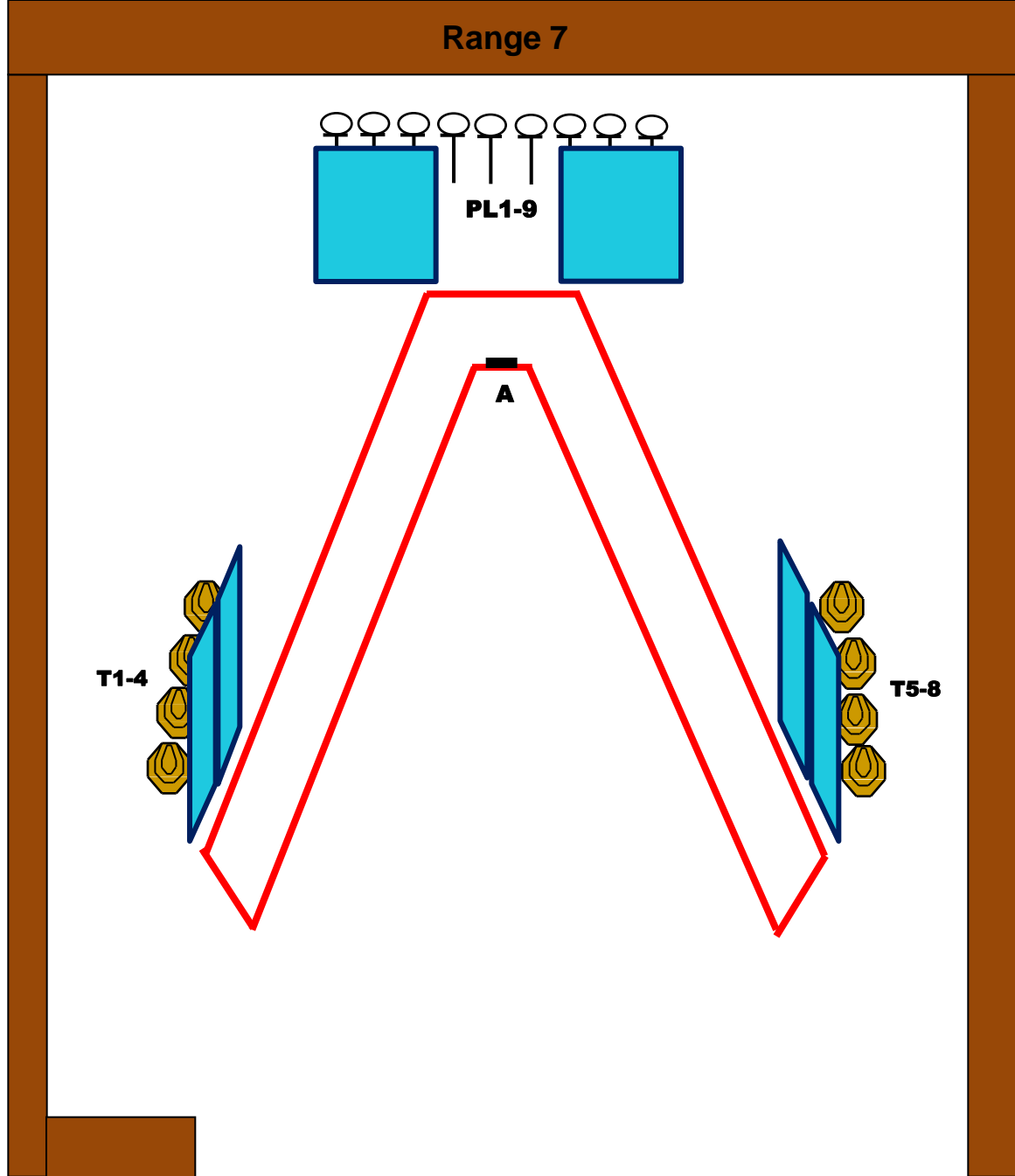
**Distance:** 2 - 15m

**Start:** Audible signal

**Start position:** Competitor starts at "A" with both heels touching the mark.

**Ready condition** HG :  
PCC: Option 1

**Procedure:** On signal engage targets as they become visible while remaining in the demarcated area.



# RANGE OFFICER BRIEFING

## Stage 6

32	11	3	Yes	3	-	1

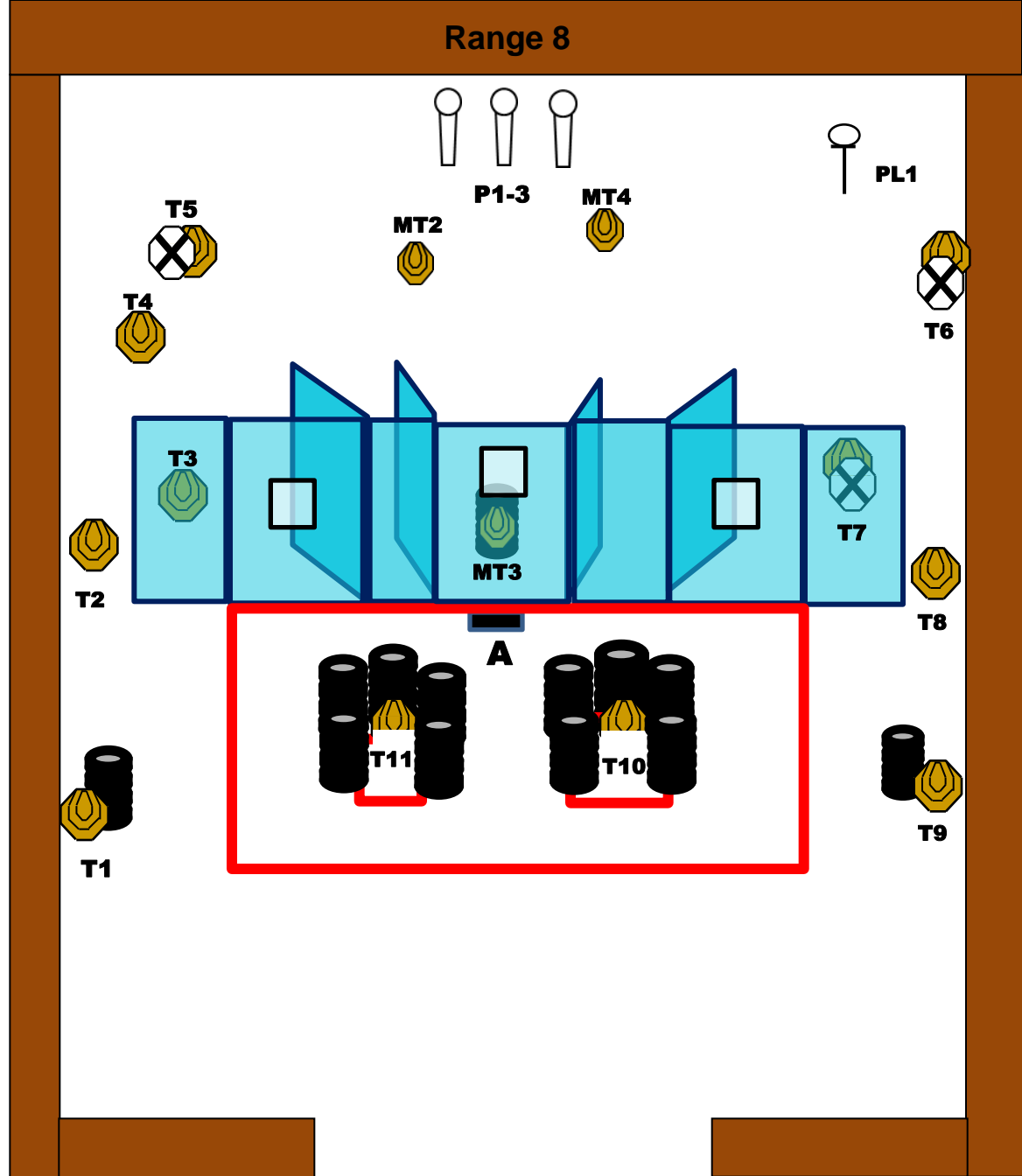
**Distance:** 2 -15m

**Start:** Audible signal

**Start position:** Competitor starts at A with toes touching the mark.








**Ready condition** HG :  
PCC: Option 1

**Procedure:** On signal engage targets as they become visible while remaining in the demarcated area.



# RANGE OFFICER BRIEFING

## Stage 7

						
16	5	-	No	-	3	3

**Distance:** 5 - 10m

**Start:** Audible signal

**Start position:**

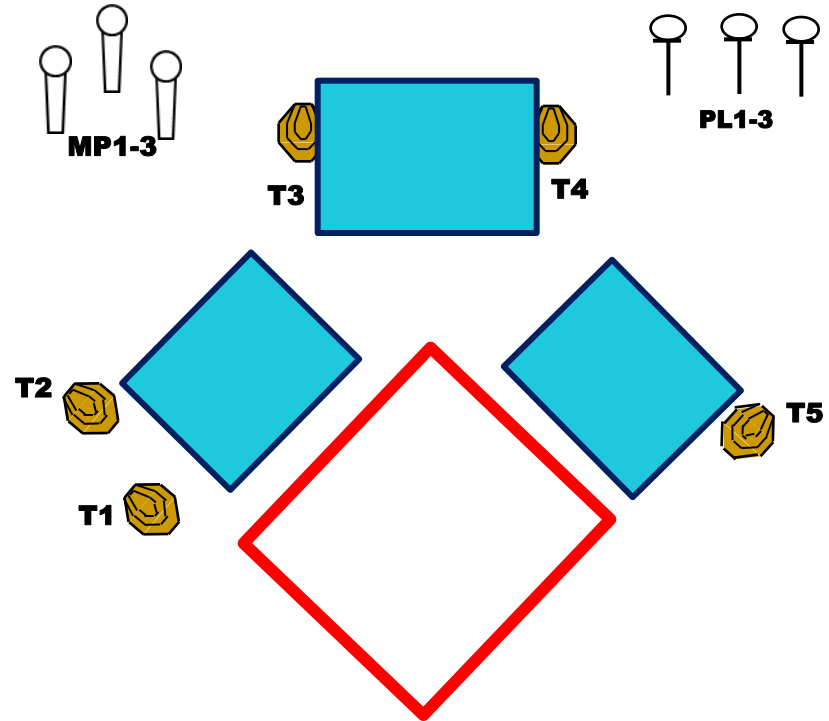
**Ready condition HG** : Unloaded (Chamber and magwell empty)

**PCC**: Unloaded ( Option 3)

**Ready condition:**

**Procedure:** On signal engage targets while remaining in the demarcated area.

## Range 9



# RANGE OFFICER BRIEFING

## Stage 8

						
24	12	-	Yes	-	-	-

**Distance:** 5 - 20m

**Start:** Audible signal

**Start position:**

**Ready condition HG :**

PCC: Option 1

**Procedure:** On signal engage targets while remaining in the demarcated area.

## Range 11

