

MPSA Hand Gun League 3



19th September 2020

White River Shooting Club

MPSA Hand Gun League 3



Hosted by

Nitrifier Skiathlon



White River Shooting Club

VENUE: White River Shooting Range

DATE: 19th September 2020

REGISTRATION: 07H00 to 08H30

RO BRIEFING: 07H30 to 08H00

START : 08H30 Sharp

ENTRY FEE: R200.00

STAGES

**7 Stages, 725 Points
Minimum of 145 shot**

All steel Targets will be White

All steel no shoots will be red

120 Steel Plates,

5 Poppers

10 IPSC Targets

28 No Shoots

RULES

- The competition will be run according to the current IPSC rules.
- The wearing of eye and ear protection will be required during all stages of the match for participants and spectators
- No testing of the range equipment will be allowed prior to or during the match
- Course design may be altered to enhance the stages / safety of all competitors and spectators.
- No bagging, un-bagging or indexing will be allowed on the line
- Entry Fee R200.00

MATCH DIRECTOR:

Irving Stevenson

RANGE MASTER:

Mitch McAllister

ARBITRATORS:

Three delegates to be appointed by Match Director as and when required

CHIEF RO:

Hennie Koch

Stage 1, Range 1 – Medium Course

START POSITION: Shooter starts at A, facing down range, heels touching at A or B as indicated.

Handgun is loaded.



STAGE PROCEDURE

On audible start signal engage targets whilst remaining in the demarcated area.

DISTANCES: 7 to 20 meters.

MINIMUM ROUNDS: 24 shots

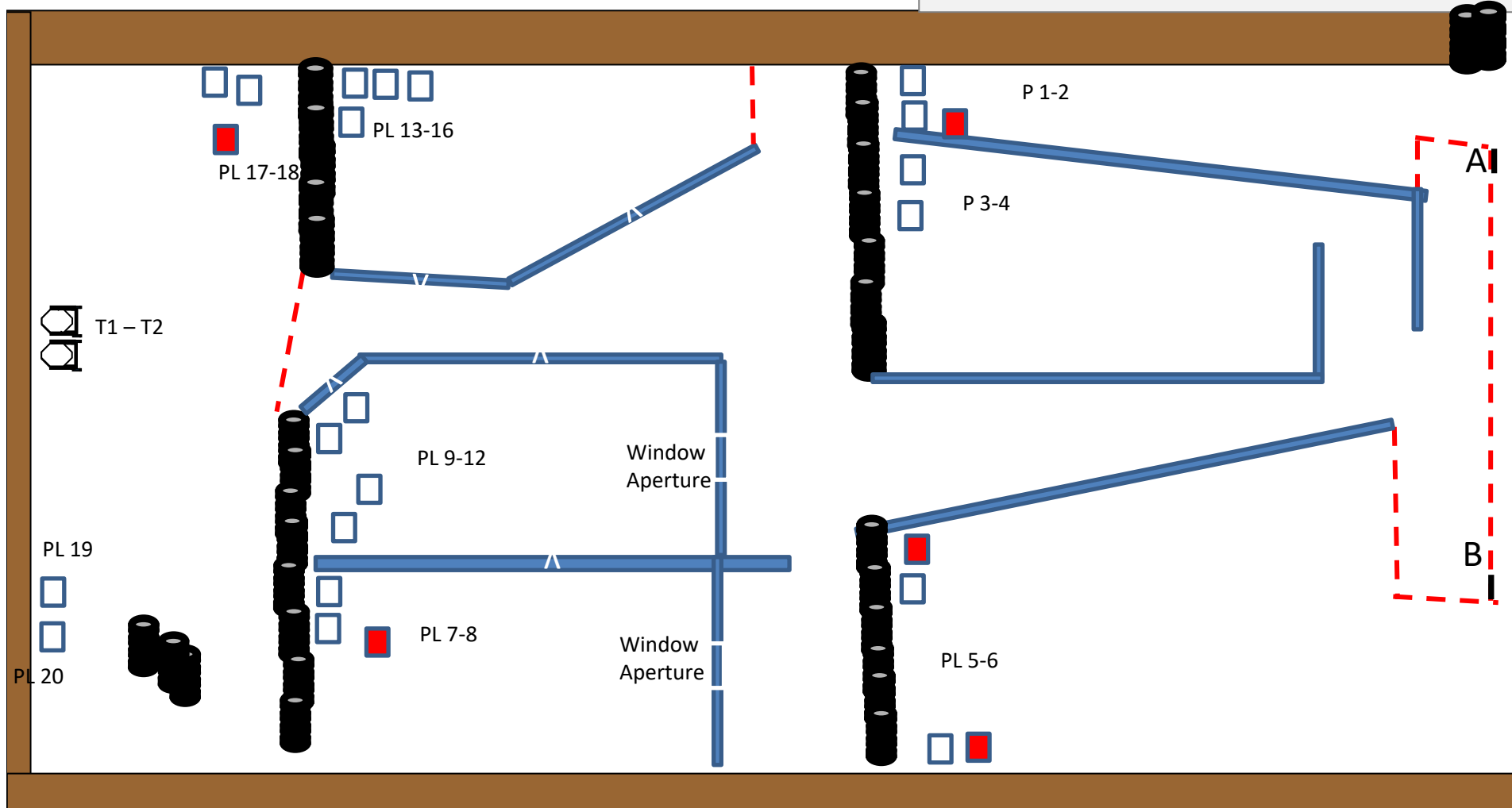
SCORING: 120 points

TARGETS:

20 Plates,

2 IPSC Targets,

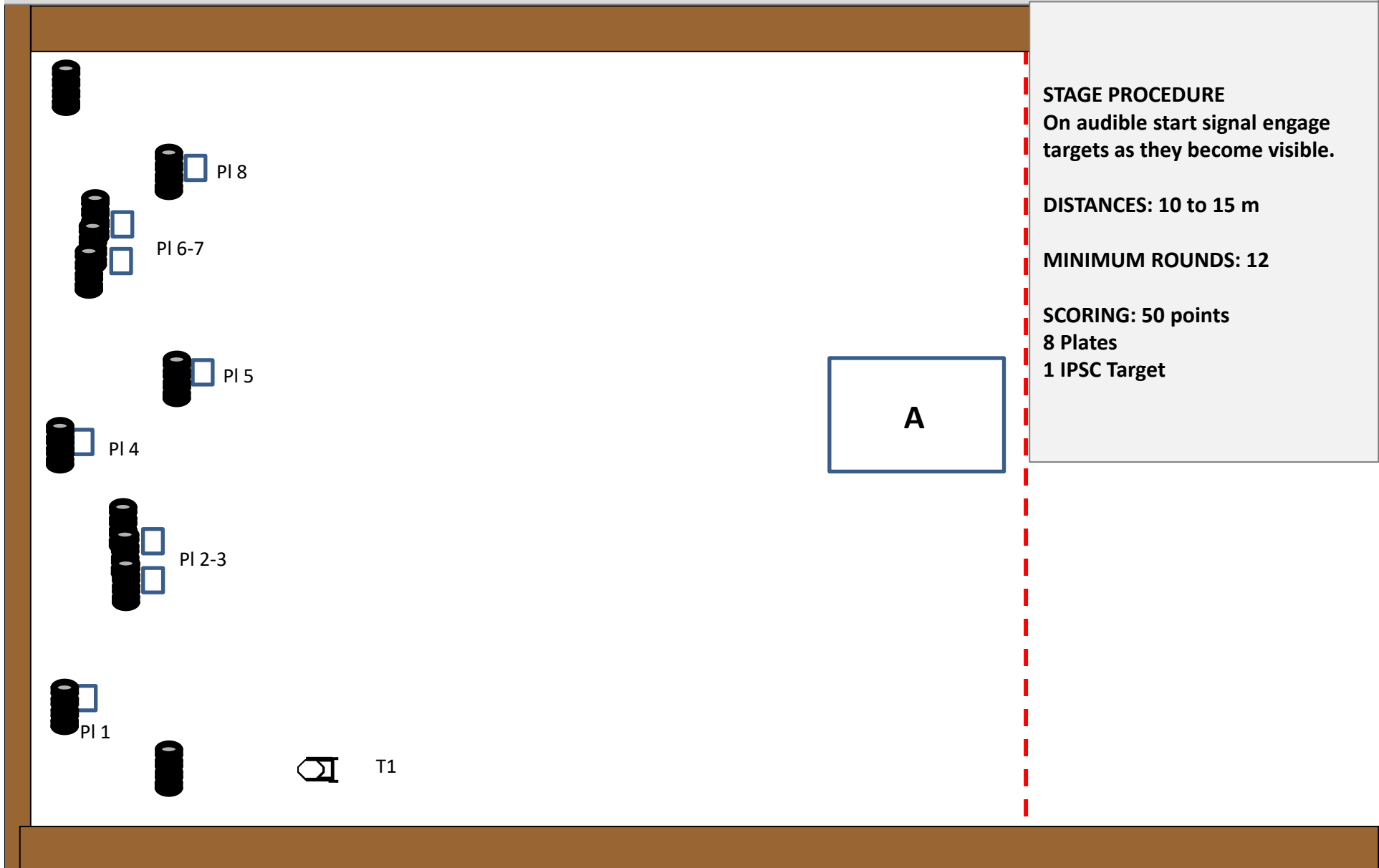
5 No shoot targets,



Stage 2, Range 2 – Short Course



START POSITION: Shooter starts at A, handgun is loaded, chamber empty.



STAGE PROCEDURE

On audible start signal engage targets as they become visible.

DISTANCES: 10 to 15 m

MINIMUM ROUNDS: 12

SCORING: 50 points

8 Plates

1 IPSC Target

Stage 3, Range 3 – Short Course

START POSITION: Shooter starts anywhere in the demarcated area, facing up range, hands surrendered.
Handgun is un-loaded.



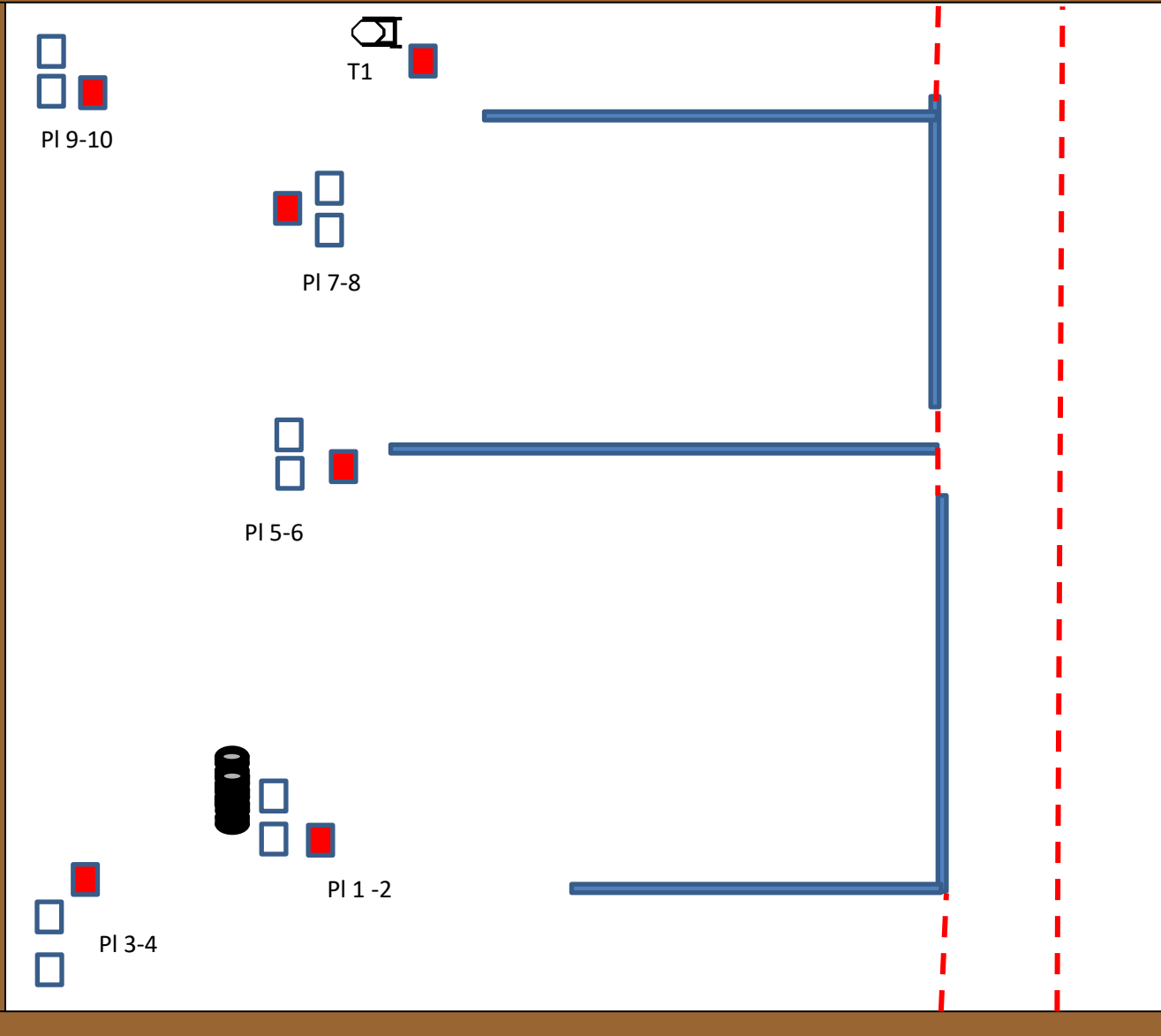
STAGE PROCEDURE

On audible start signal engage targets as they become visible, whilst remaining in the demarcated area.

DISTANCES: 10 to 15 m

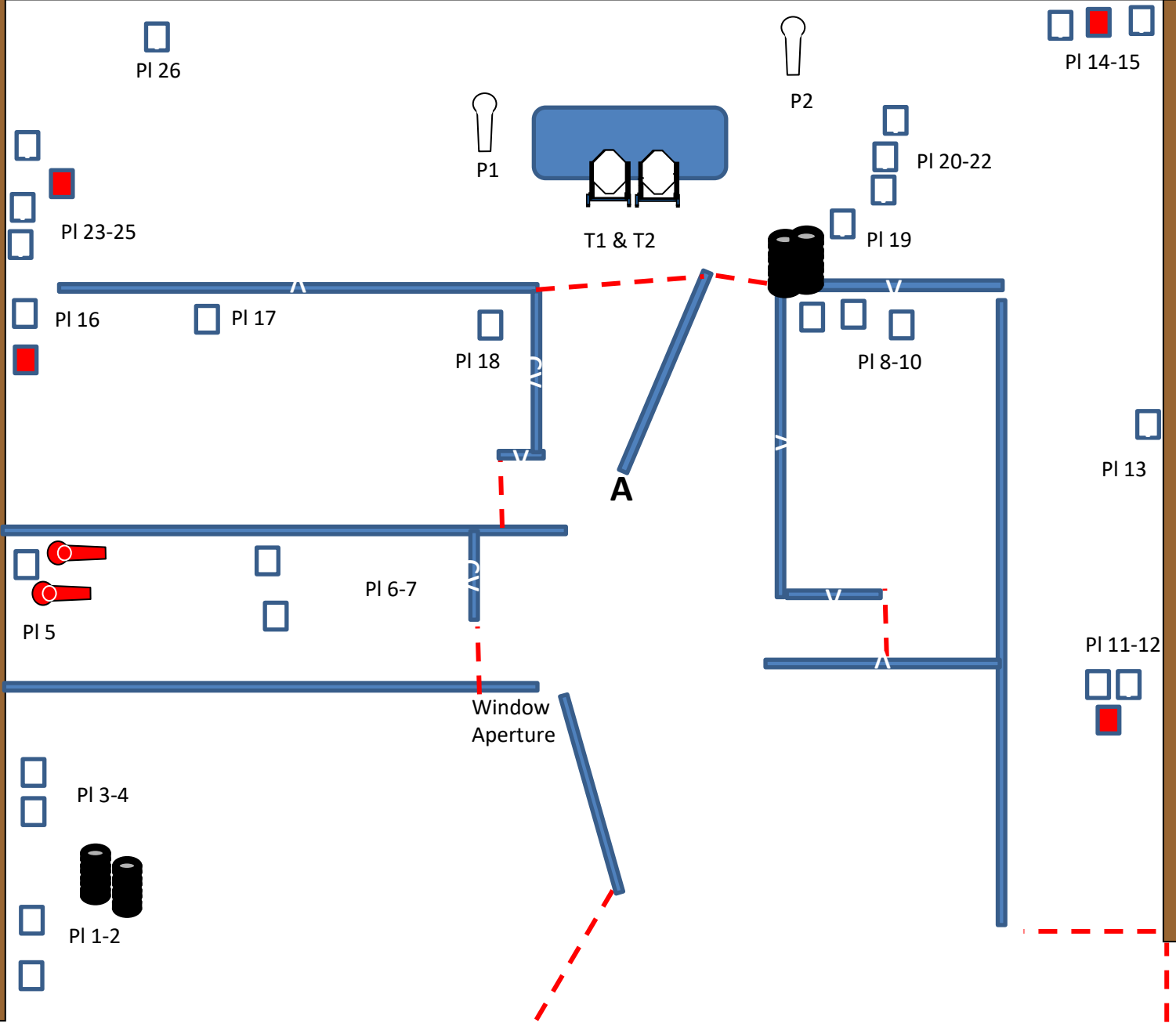
MINIMUM ROUNDS: 12

SCORING: 60 points
1 IPSC Target
10 Plates
6 no shoots



Range 4 – Long Course

START POSITION: Shooter starts at A, handgun loaded.



STAGE PROCEDURE

On audible start signal engage targets as they become visible, whilst remaining in the demarcated area.

DISTANCES: 10 to 30 m
270 Degree Range

MINIMUM ROUNDS: 32

SCORING: 160 points

2 Popper

26 Plates

2 IPSC Targets

6 no shoot targets

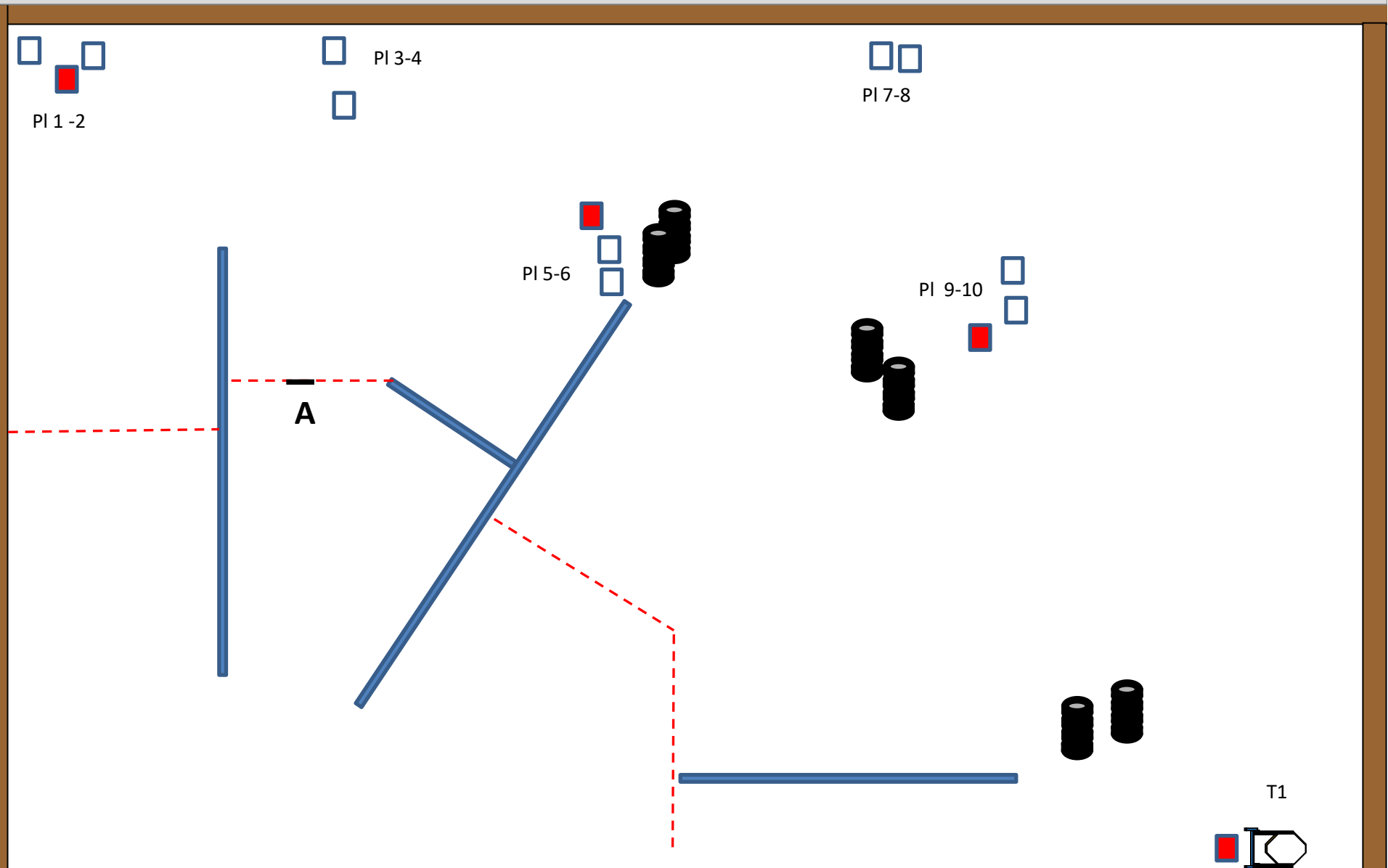


Stage 5, Range 5 – Short Course

START POSITION: Shooter starts at A, toes touching marker as indicated.

The handgun is loaded. On signal engage targets as they become visible.

Distance 7 to 20 meters, Minimum shots : 12, 25 Plates, 2 IPSC Targets, 60 points,



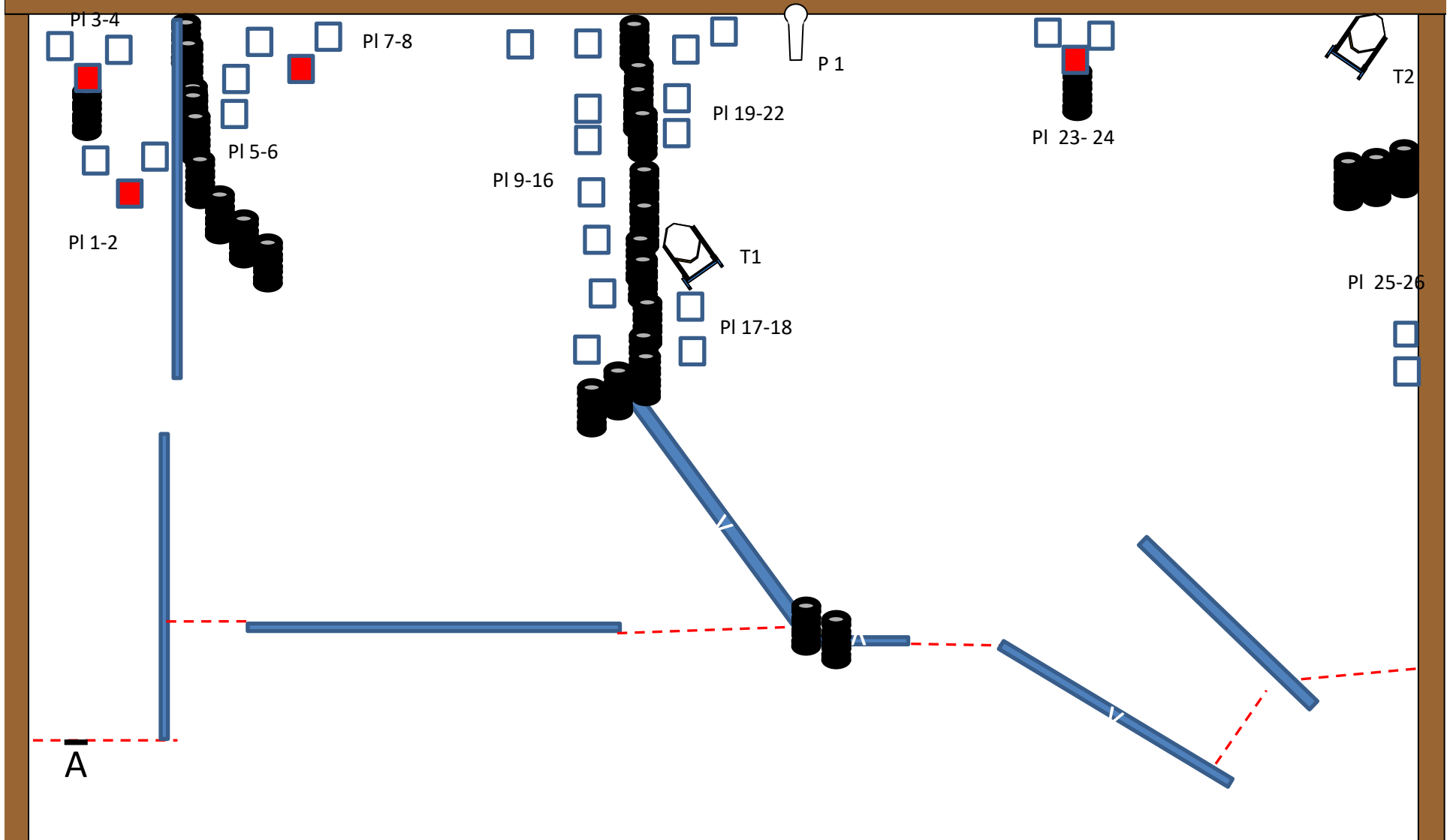


Stage 6, Range 6 – Long Course

START POSITION: Shooter starts standing at A, facing down range, toes touching marker as indicted.

STAGE PROCEDURE : On audible start signal engage targets whilst remaining in the demarcated area.

DISTANCES: 7 to 20 meters. 31 shots, 155 Points, 26 Plates, 1 Popper, 2 IPSC Targets, 4 No shoots.



Stage 7, Range 7 – Medium Course



START POSITION: Shooter starts at A, facing down range, heels touching marker as indicated.
 Handgun is loaded.
 On Audible signal engage targets as they become visible.
 Max shots : 24, Points. 120 Points, 20 Plates, 2 Poppers, 1 IPSC Target, 3 no shoots.

