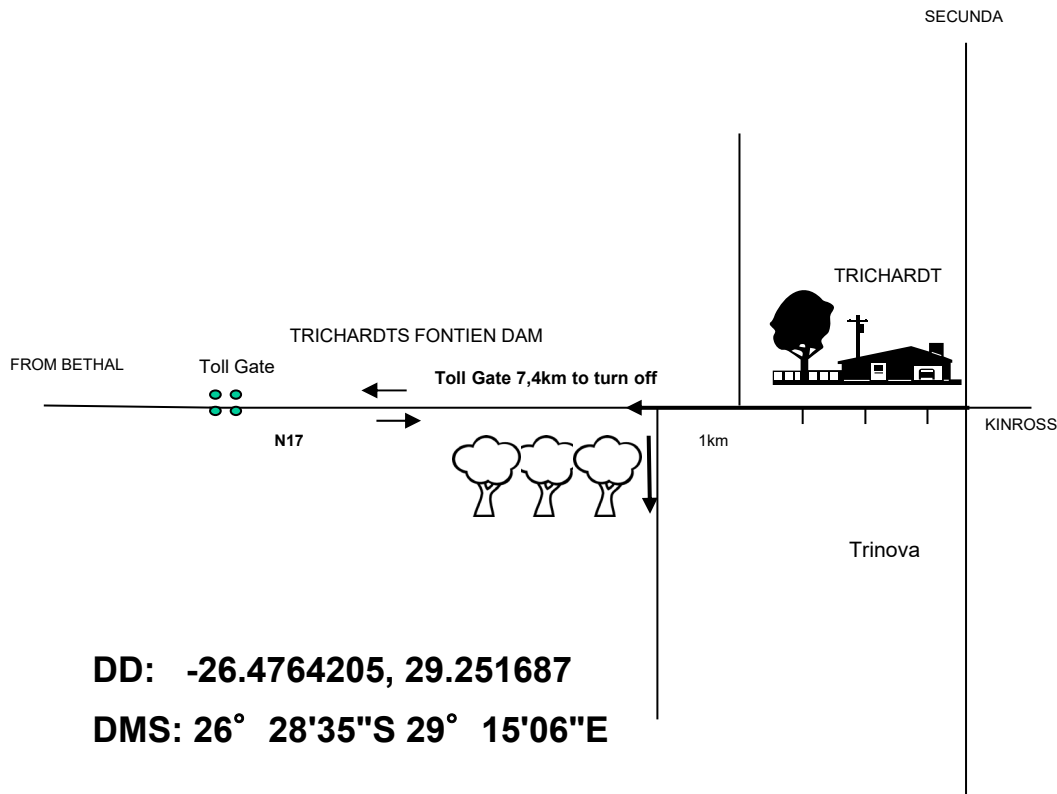


MPSA Handgun/PCC League 1

6 March 2021

**TEKS Shooting Club
TRICHARDT**

TEKS SHOOTING CLUB



DD: -26.4764205, 29.251687

DMS: 26° 28'35"S 29° 15'06"E

<https://goo.gl/maps/tznu7H1hkfpX2Qb6>

<https://maps.apple.com/?ll=-26.476420,29.251687>

STAGES

Stage	Range	Rounds
1	1	12
2	2	24
3	3	21
4	4	30
5	5	12
6	6	12
7	7	12
8	8	24
Total		147

RULES

- The competition will be run according to the current IPSC rules.
- The wearing of eye and ear protection will be required during all stages of the match for participants and spectators
- Additional non shoots or barricades may be added to stages to enhance safety of all competitors and spectators
- Registration takes place from 08:00 to 08:40
- The RO briefing starts at 08:30
- The shooting competition commences 9:00

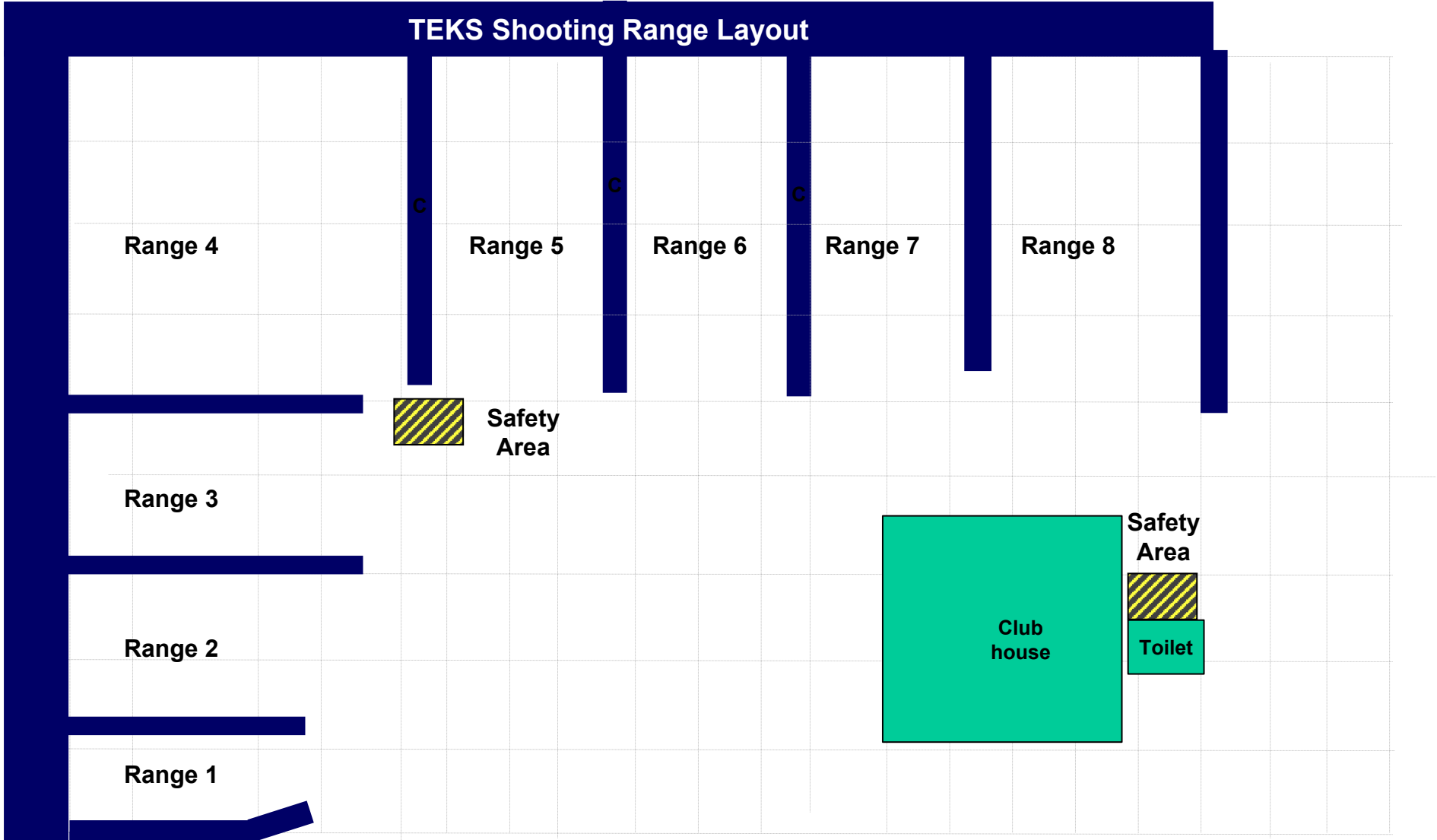
MATCH DIRECTOR: Jan Strydom

ARBITRATORS: Will be appointed on the day

RM: [FANIE PRETORIUS]

CRO: Chrissie Wessels

TEKS Shooting Range Layout




Unloading Station
Safety Area

T=IPSC target
 MT=IPSC mini target
 PL= IPSC plate
 IP=IPSC popper
 MP=IPSC mini popper
 M/S=Mover/Swinger
 M MT = Mover mini target
 Number on paper targets =placement of target or mover

Gate

Parking Area
(OUTSIDE RANGE AREA)



RANGE OFFICER BRIEFING

12	6	0	Yes	0	0	0

Stage 1 Range 1:

Distance: 3-12m


Ready condition: HG: Gun Loaded, chamber empty and holstered

PCC: Option 2

Time starts: Audible Signal

Start position: Both heels touching A

Procedure: On signal engage targets while remaining in the demarcated area. Bear trap activates S1 which remains visible.



RANGE OFFICER BRIEFING

24	12	0	Yes	0	0	0

Stage 2 Range 2: **Distance:** 3-12m


Ready condition: HG: Gun loaded and holstered

PCC: Option 1

Time starts: Audible Signal

Start position: Toes of both feet touching X

Procedure: On signal engage targets while remaining in the demarcated area.



RANGE OFFICER BRIEFING

21	8	0	Yes	4	1	0

Stage 3 Range 3: Distance: 2-10m


Ready condition: HG: Gun loaded and holstered

PCC: Option 1








Time starts: Audible Signal

Start position: Anywhere in demarcated area

Procedure: On signal engage targets while remaining in the demarcated area.



RANGE OFFICER BRIEFING

						
30	13	0	Yes	2	0	2

Stage 4 Range 4:

Distance: 3-15m


Ready condition: HG: Gun loaded and holstered

PCC: Option 1

Time starts: Audible Signal

Start position: Back against A, body facing downrange

Procedure: On signal engage targets while remaining in the demarcated area.



RANGE OFFICER BRIEFING

12	3	0	No	3	3	0

Stage 5 Range 5:

Distance: 3-12m


Ready condition: HG: Gun loaded and holstered

PCC: Option 1








Time starts: Audible Signal

Start position: Toes of both feet touching A, body facing downrange

Procedure: On signal engage targets while remaining in the demarcated area.



RANGE OFFICER BRIEFING

						
12	6	0	Yes	0	0	0

Stage 6 Range 6:

Distance: 5-14m

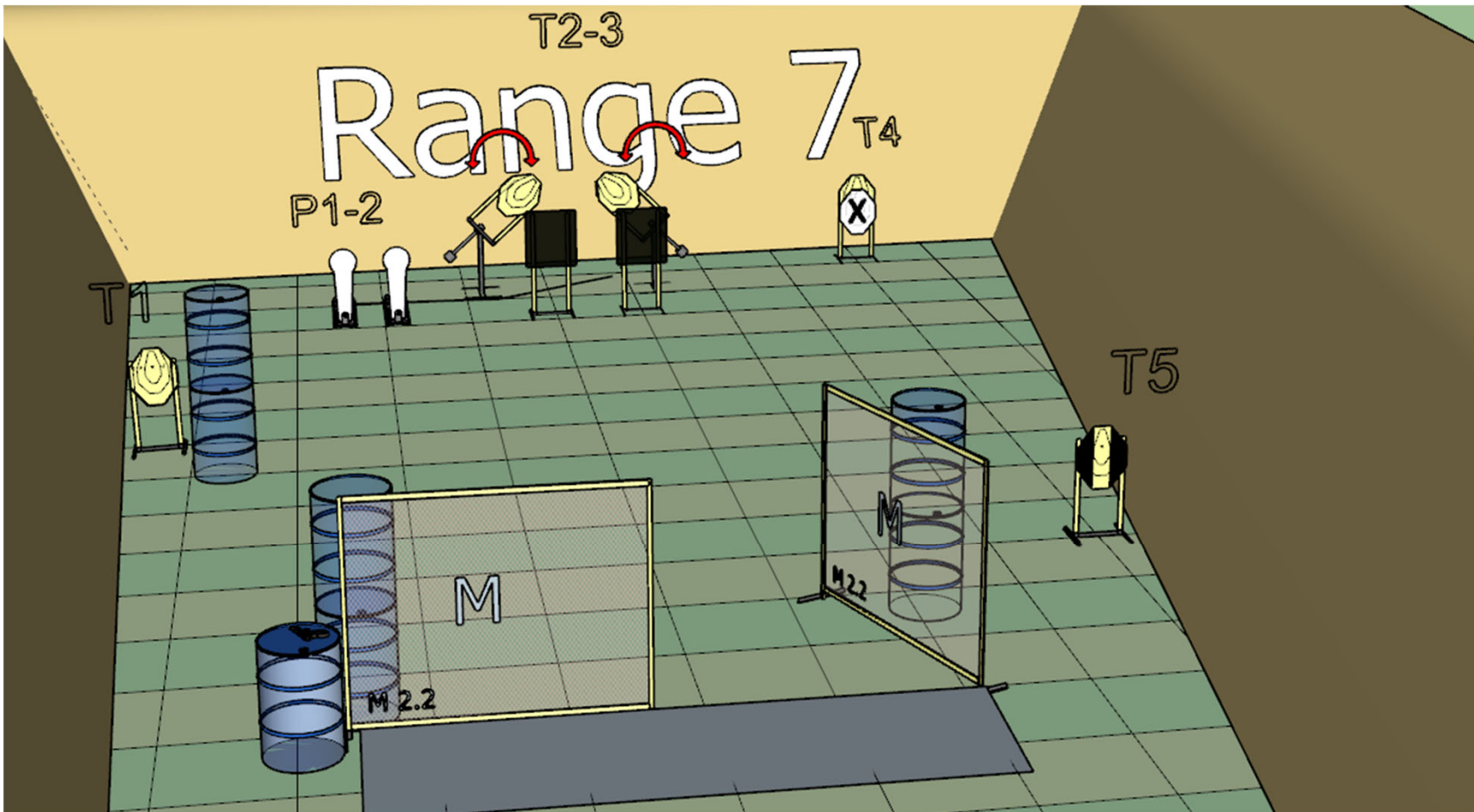
Ready condition: HG: Gun loaded and holstered

PCC: Option 1

Time starts: Audible Signal

Start position: Anywhere in demarcated area

Procedure: On signal engage targets while remaining in the demarcated area. **Handgun:** Engage targets with **strong hand** only



Stage 7 Range 7: **Distance:** 4-13m

Ready condition: HG: Gun loaded, placed flat on drum

PCC: Option 1, placed flat on drum








Time starts: Audible Signal

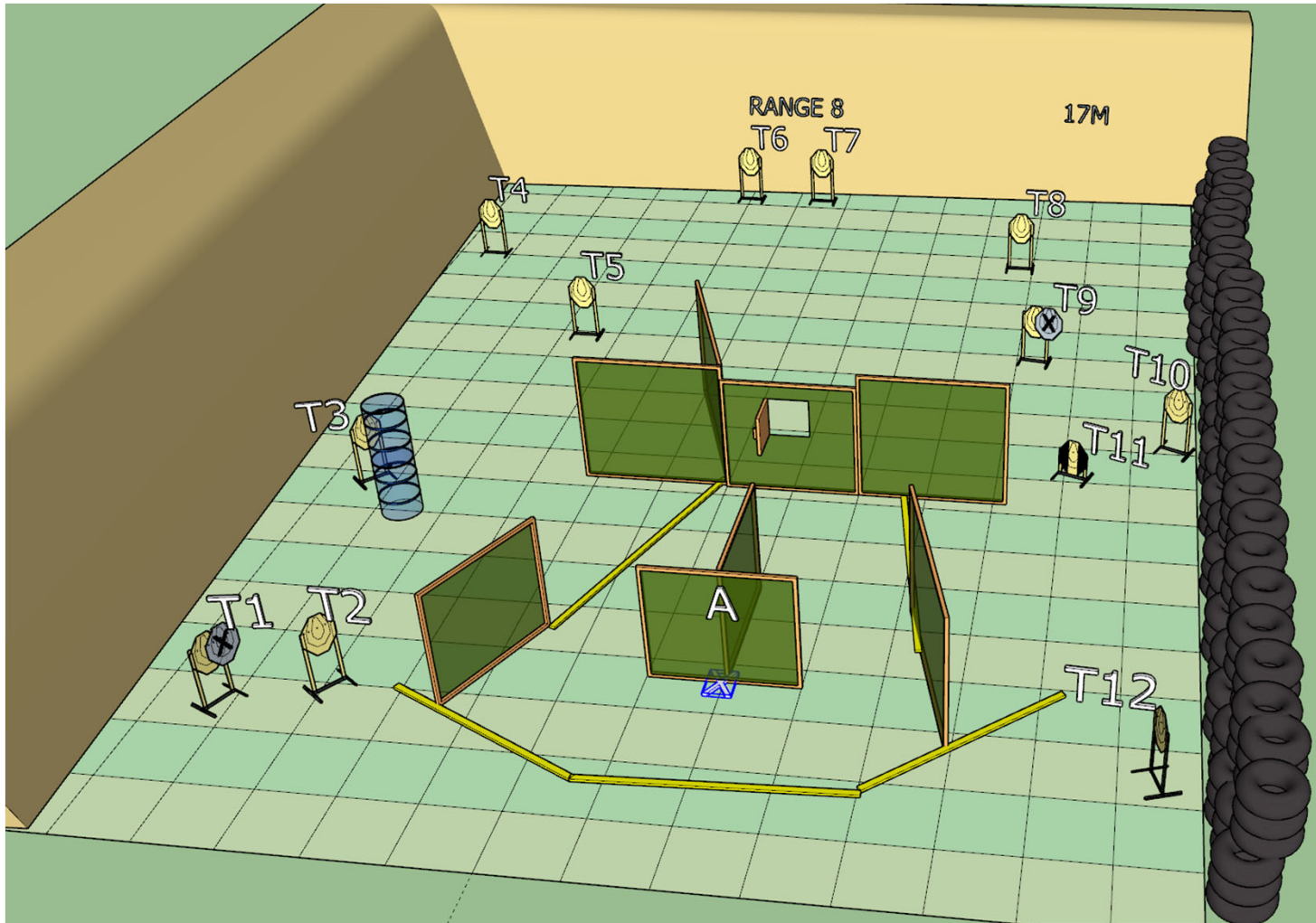
Start position: Anywhere in demarcated area

Procedure: On signal engage targets while remaining in the demarcated area.








P1 activates both swinger with T2 and swinger with T3 both remain visible

RANGE OFFICER BRIEFING

						
12	5	0	Yes	0	0	2



RANGE OFFICER BRIEFING

						
24	12	0	Yes	0	0	0

Stage 8 Range 8:

Distance: 2-14m

Ready condition: HG: Gun loaded and holstered

PCC: Option 1

Time starts: Audible Signal

Start position: HG: Both palms flat on A, feet behind mark X

PCC: One palm flat on A, feet behind mark X

Procedure: On signal engage targets while remaining in the demarcated area.