

MPSA HG & PCC League 5

9-10 October 2021

**TEKS Shooting Club
TRICHARDT**

TEKS SHOOTING CLUB

STAGES

Stage	Range	Rounds	
1	1	9	
2	2	22	
3	3	16	
4	4	32	
5	5	16	
6	6	12	
7	7	9	
8	8	32	
Total		148	

RULES

- The competition will be run according to the current IPSC rules.
- The wearing of eye and ear protection will be required during all stages of the match for participants and spectators
- Additional non shoots or barricades may be added to stages to enhance safety of all competitors and spectators
- Registration takes place from 08:30 to 08:45
- The RO briefing starts at 08:30
- The shooting competition commences 9:00

MATCH DIRECTOR: Jan Strydom

ARBITRATORS: Will be appointed on the day

RM: Chrissie Wessels

CRO: Martin van Zyl

SECUNDA

TRICHARDT

TRICHARDTS FONTIEN DAM

Toll Gate

Toll Gate 7,4km to turn off

N17

1km

KINROSS

Teranova

DD: -26.4764205, 29.251687

DMS: 26° 28'35"S 29° 15'06"E

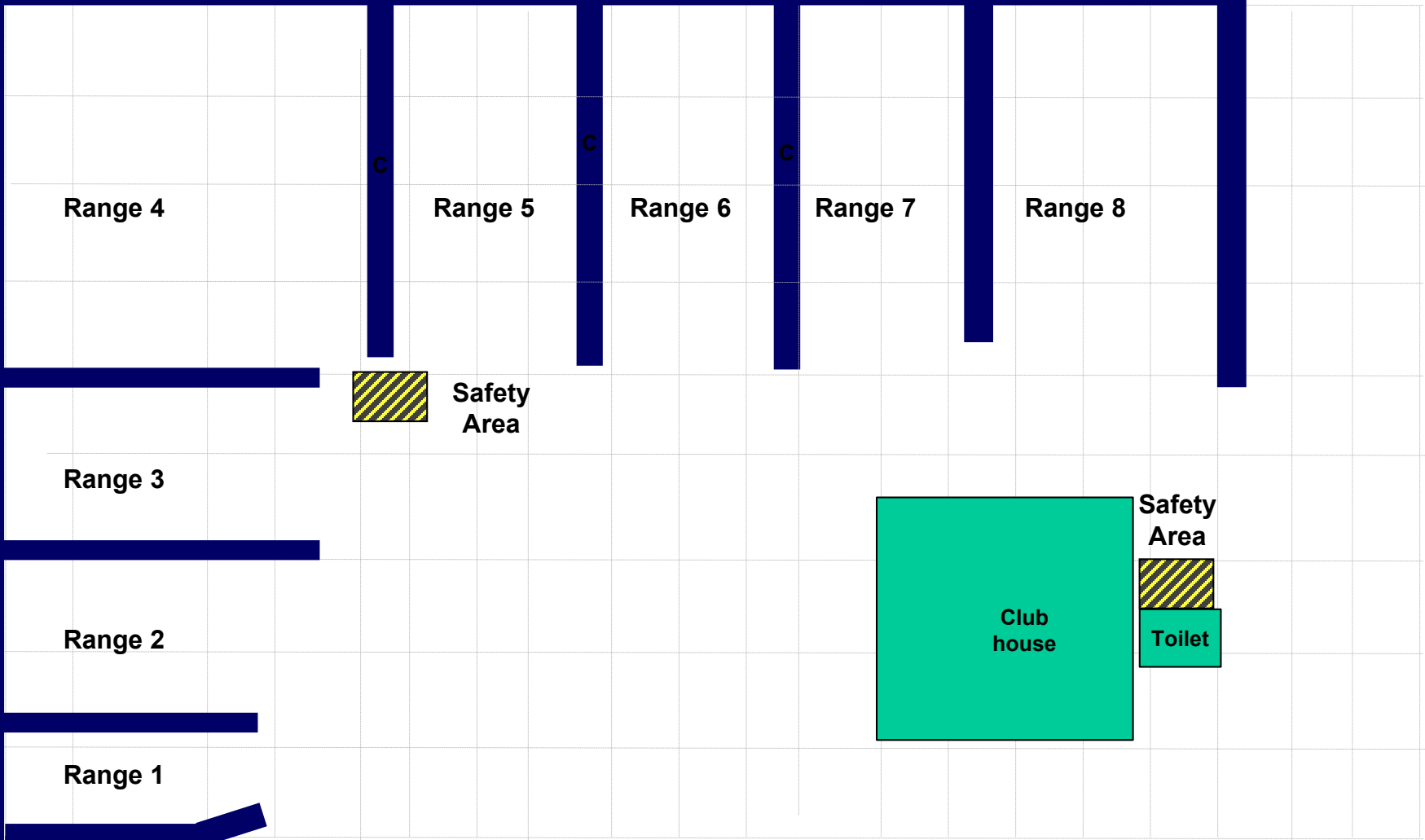
<https://goo.gl/maps/tzznu7H1hkfpX2Qb6>

<https://maps.apple.com/?ll=-26.476420,29.251687>

FROM BETHAL



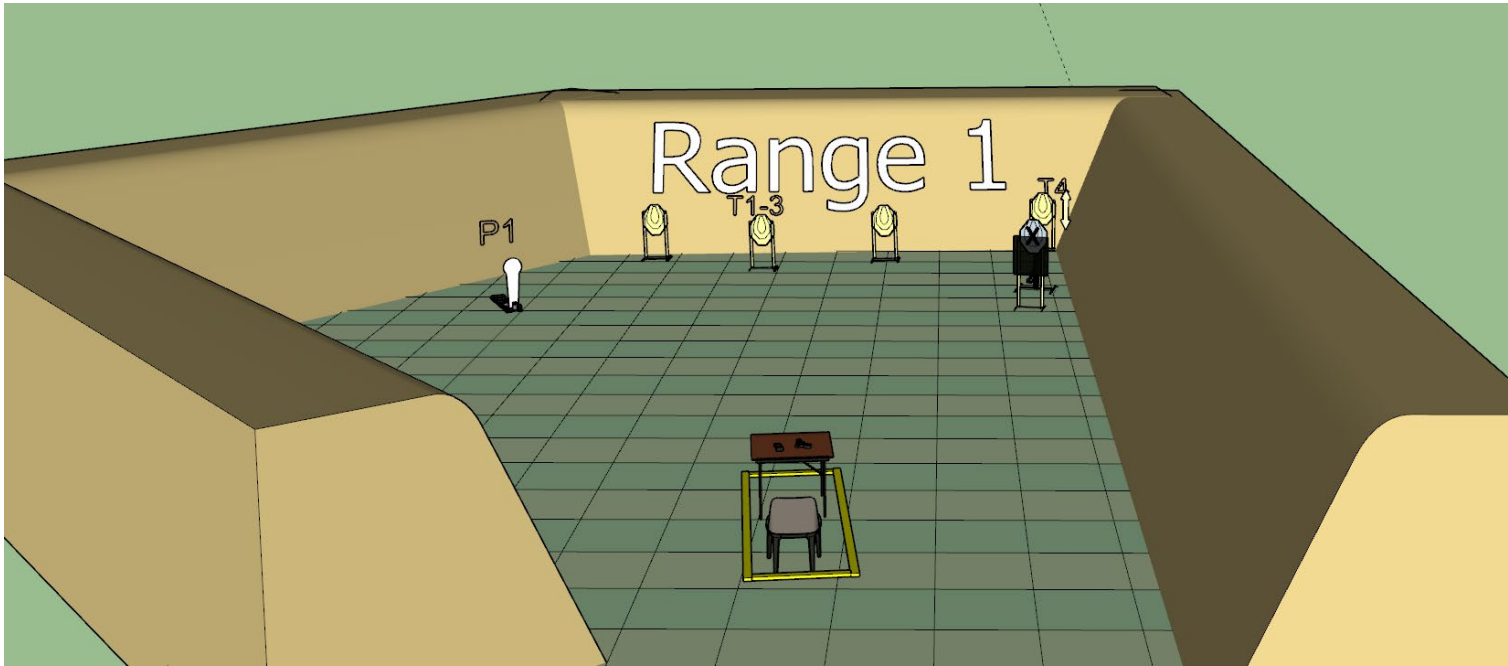
TEKS Shooting Range Layout



- T=IPSC target
- MT=IPSC mini target
- PL= IPSC plate
- IP=IPSC popper
- MP=IPSC mini popper
- M/S=Mover/Swinger
- M MT = Mover mini target
- Number on paper targets =placement of target or mover

Gate

Parking Area
(OUTSIDE RANGE AREA)



Stage 1 Range 1:

Distance: 13m

Ready condition: HG: Gun unloaded and placed on table including all magazines








PCC: Option 3, placed on table incl. all magazines


Time starts: Audible Signal

Start position: Sitting on chair. Back against backrest hands on knees

Procedure: On signal engage targets while remaining in the demarcated area. Popper P1 activates bobber T4 which remains visible

RANGE OFFICER BRIEFING

						
9	4	0	Yes	0	0	1



RANGE OFFICER BRIEFING

22	7	0	Yes	6	0	2

Stage 2 Range 2:

Distance: 2-20m

Ready condition: HG: Gun loaded and holstered

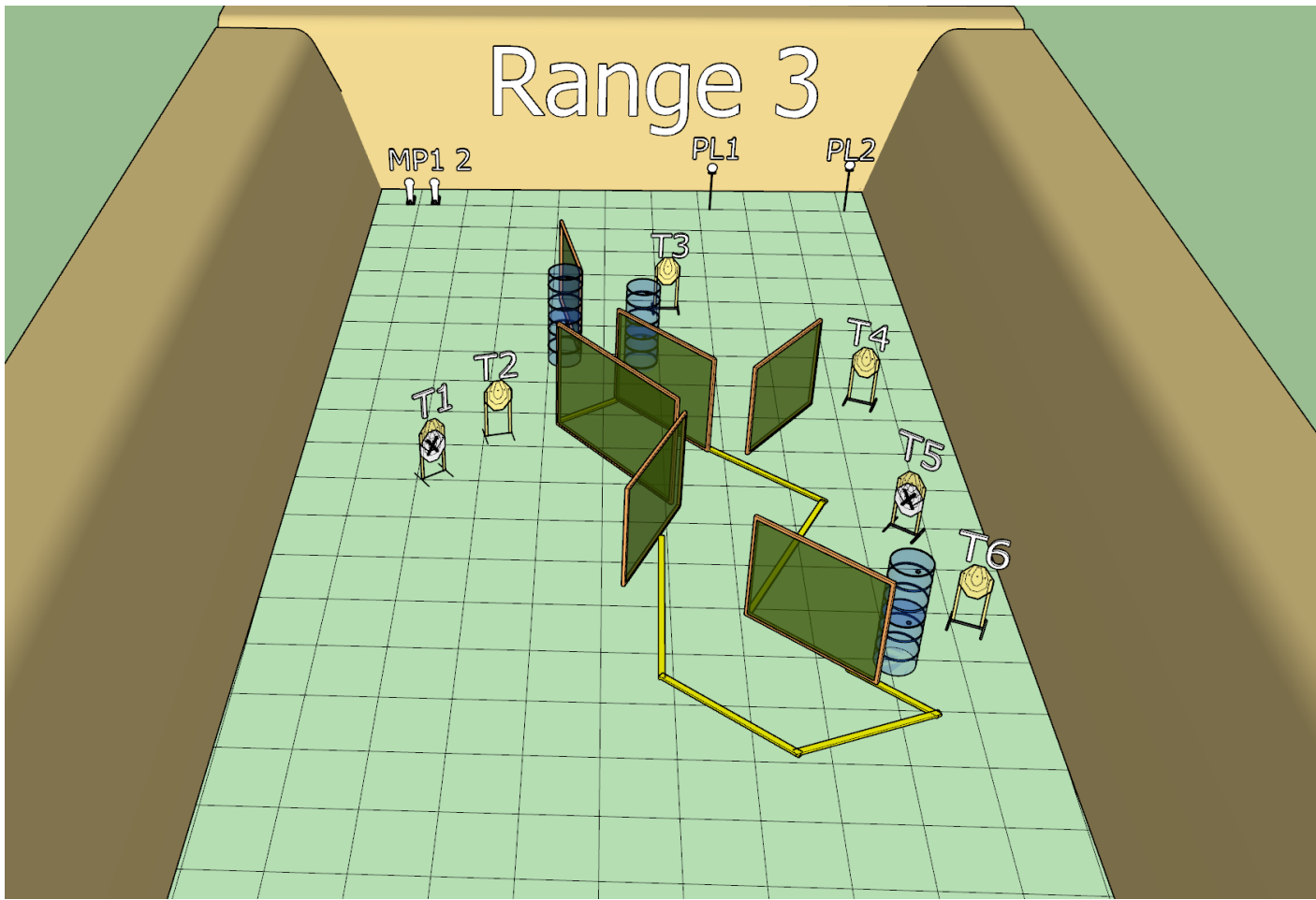
PCC: Option 1

Time starts: Audible Signal

Start position: Anywhere

Procedure: On signal engage targets while remaining in the demarcated area.

P1 activates swinger T1, P2 activates swinger T7. Both remain visible



RANGE OFFICER BRIEFING

16	6	0	Yes	2	2	0

Stage 3 Range 3: **Distance:** 2-15m


Ready condition: HG: Gun loaded and holstered

PCC: Option 1

Time starts: Audible Signal

Start position: Anywhere in demarcated area

Procedure: On signal engage targets while remaining in the demarcated area.



RANGE OFFICER BRIEFING

32	12	0	Yes	2	0	6

Stage 4 Range 4: **Distance:** 1-20m

Ready condition: HG: Gun loaded and holstered


PCC: Option 1

Time starts: Audible Signal








Start position: Anywhere in demarcated area

Procedure: On signal engage targets while remaining in the demarcated area.

IP3 Activates M1 (T3) which remains visible



RANGE OFFICER BRIEFING

						
16	6	0	Yes	2	0	2

Stage 5 Range 5:

Distance: 2-14m

Ready condition: HG: Gun loaded and holstered

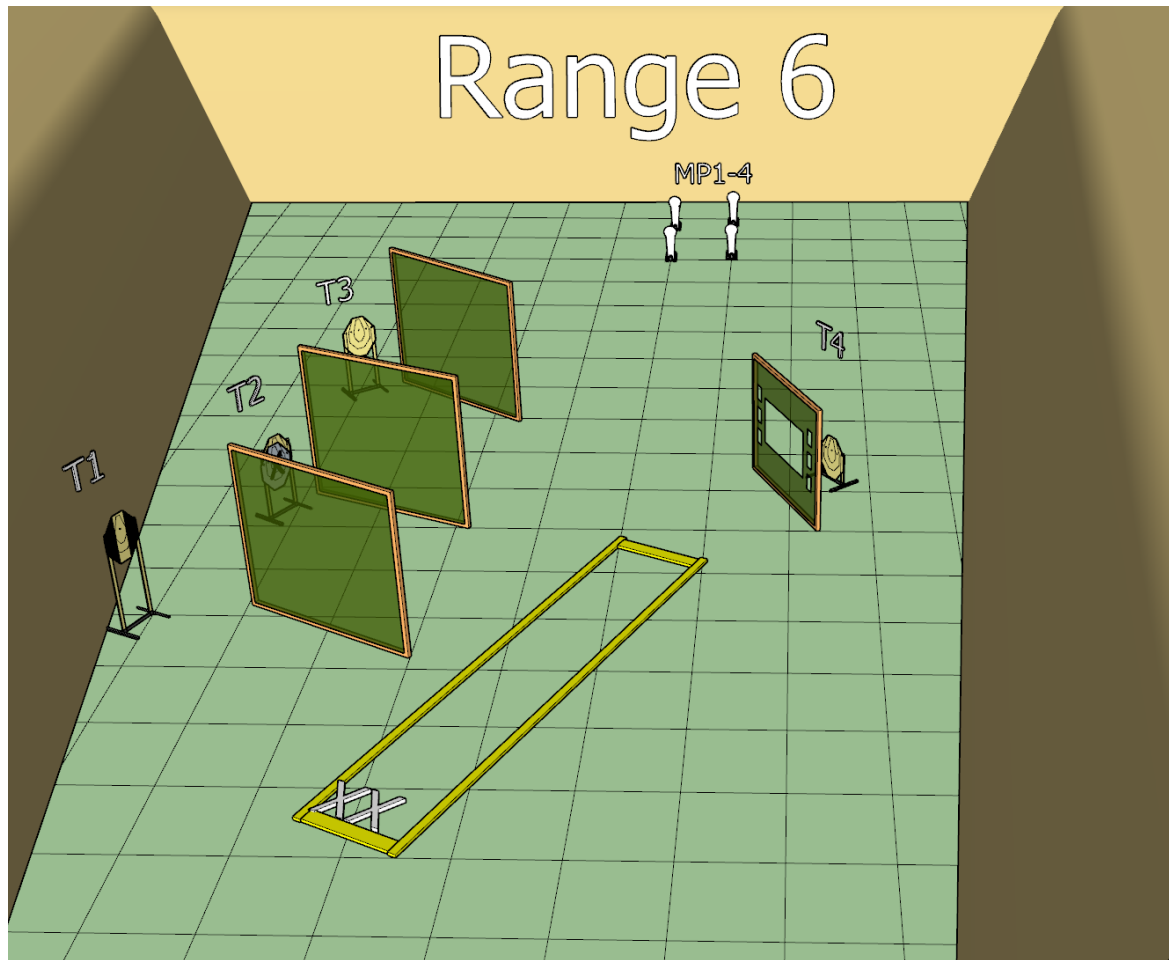
PCC: Option 1

Time starts: Audible Signal








Start position: Anywhere in demarcated area

Procedure: On signal engage targets while remaining in the demarcated area.

Opening window activates (M1) T3 which remains visible



RANGE OFFICER BRIEFING

						
12	4	0	Yes	0	4	0

Stage 6 Range 6:

Distance: 3-14m

Ready condition: HG: Gun loaded and holstered

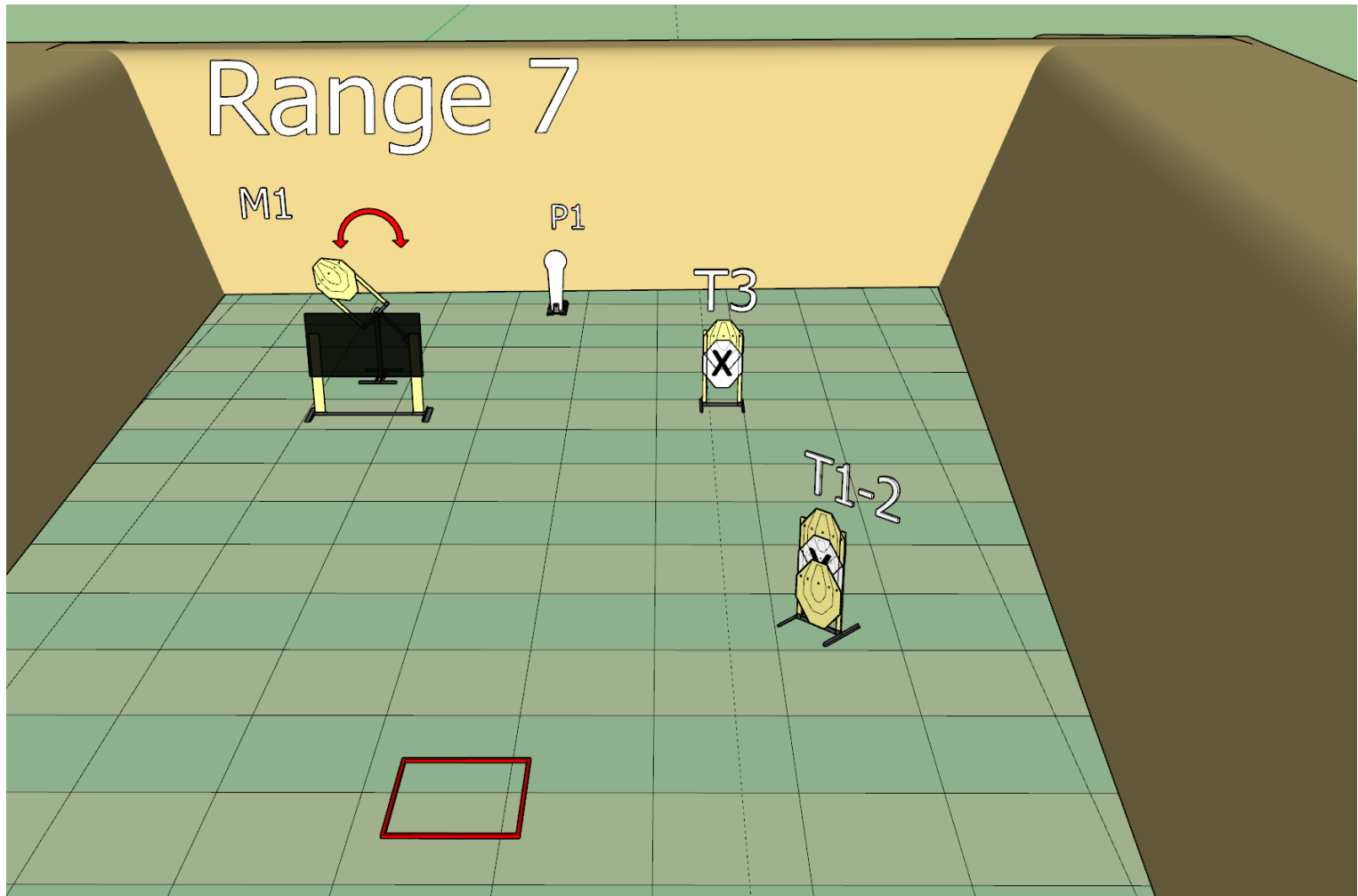
PCC: Option 1

Time starts: Audible Signal

Start position: Heels touching XX

Procedure: On signal engage targets while remaining in the demarcated area. Using strong hand only.

PCC – No special requirement



RANGE OFFICER BRIEFING

9	4	0	Yes	0	0	1

Stage 7 Range 7:

Distance: 2-11m

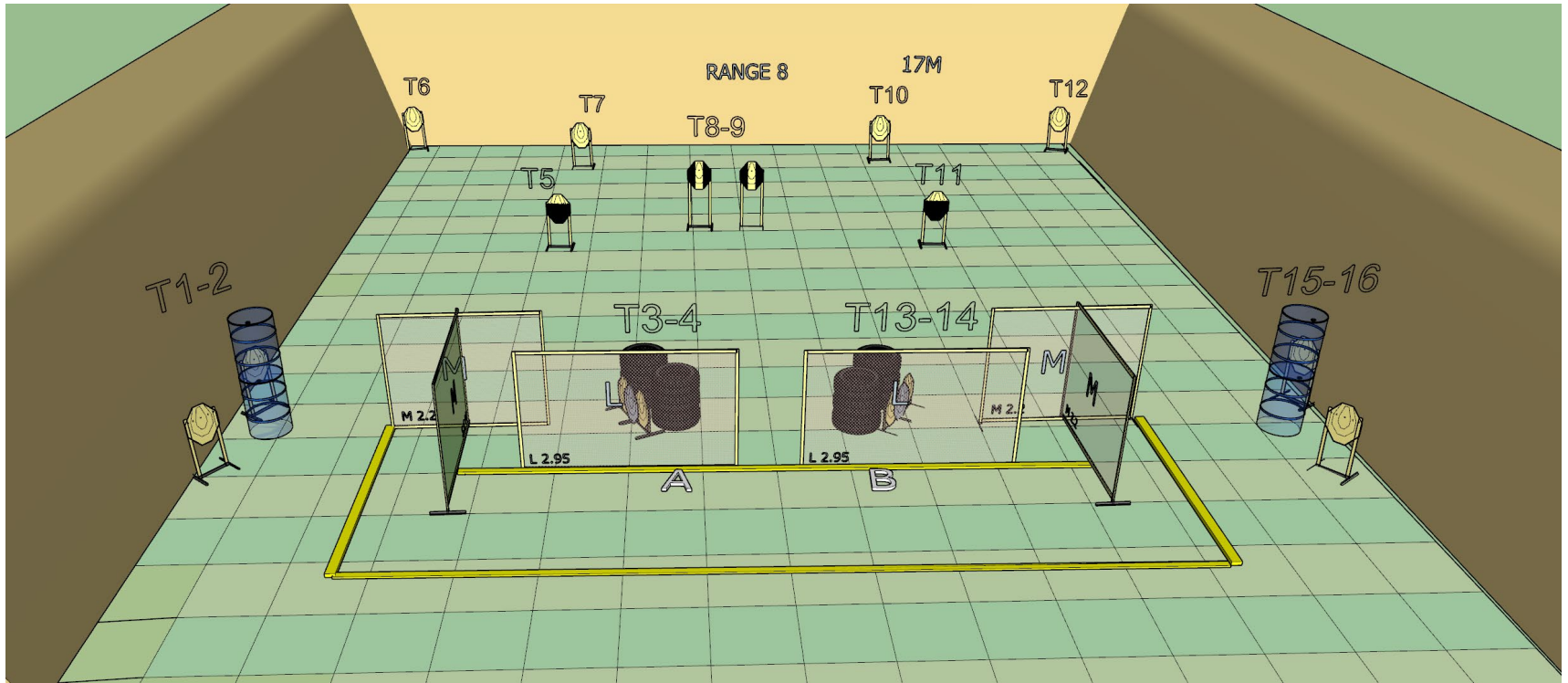
Ready condition: HG: Gun loaded and holstered

PCC: Option 1








Time starts: Audible Signal

Start position: Inside demarcated area

Procedure: On signal engage targets while remaining in the demarcated area.



RANGE OFFICER BRIEFING

						
32	16	0	Yes	0	0	0

Stage 8 Range 8: Distance: 2-15m

Ready condition: HG: Gun loaded and holstered

PCC: Option 1

Time starts: Audible Signal

Start position: Toes touching A or B

Procedure: On signal engage targets while remaining in the demarcated area.