




**Mpumalanga  
Practical Shooting  
Association**

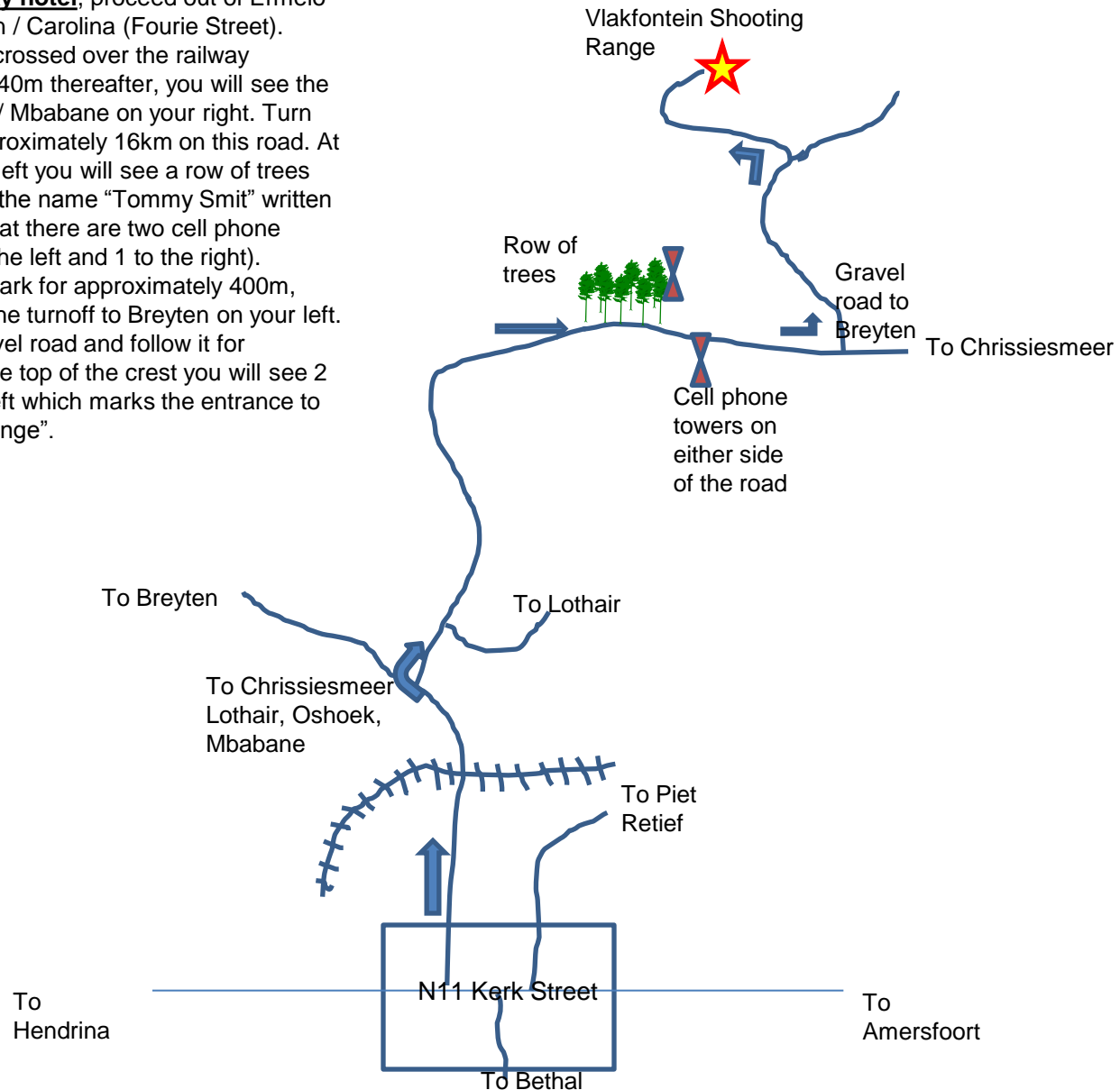


**MPPSA  
LEAGUE 3  
ERMELO  
01 MAY 2021  
VLAKFONTEIN  
SHOOTINGRANGE**

**V2**

## Directional map to Vlakfontein Shooting Range

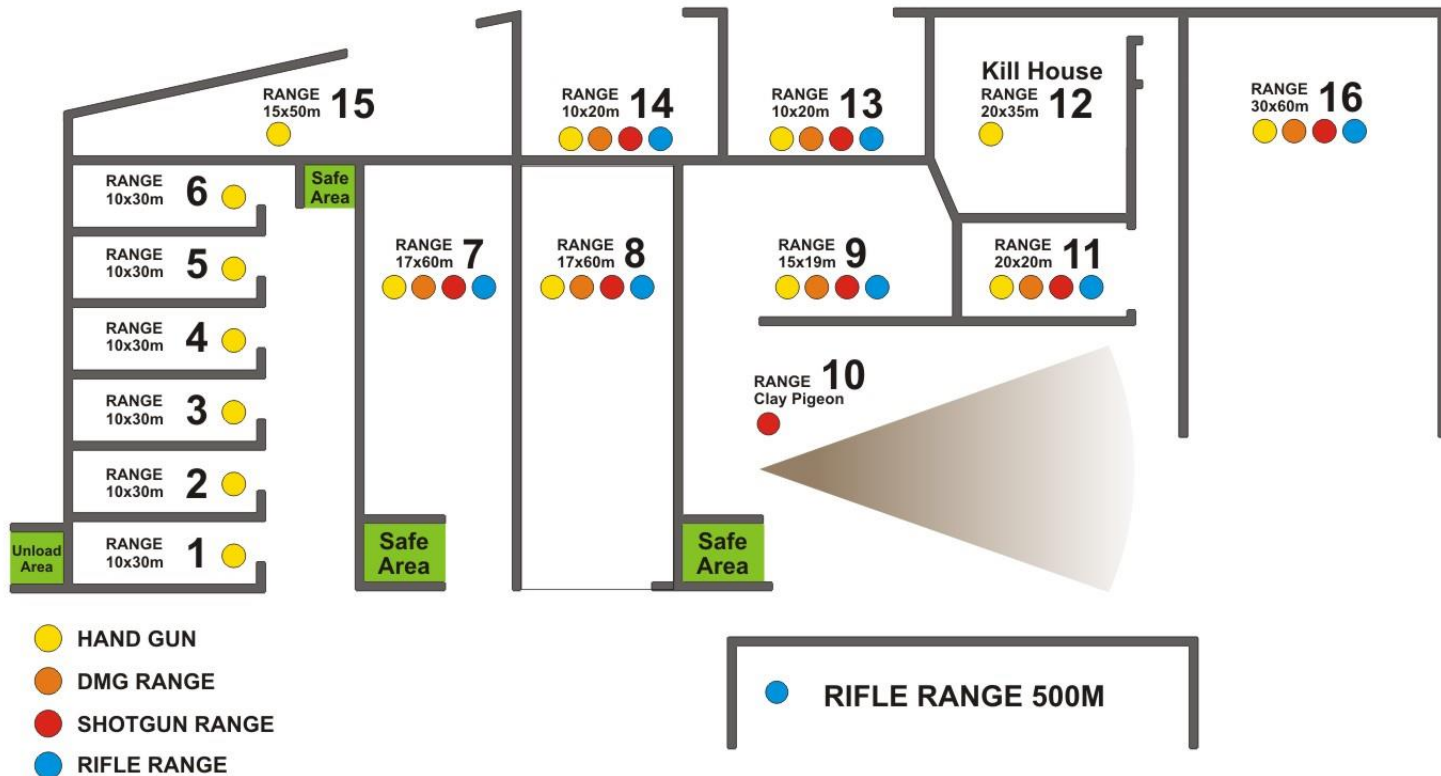
From Ermelo **African Sky hotel**, proceed out of Ermelo in the direction of Breyten / Carolina (Fourie Street). Continue until you have crossed over the railway crossing. Approximately 40m thereafter, you will see the turnoff to Chrissiesmeer / Mbabane on your right. Turn right here. Travel for approximately 16km on this road. At the crest of a hill to your left you will see a row of trees and two white walls with the name "Tommy Smit" written on it. You will also see that there are two cell phone towers at this spot (1 to the left and 1 to the right). Proceed past this land mark for approximately 400m, where after you will get the turnoff to Breyten on your left. Turn left here on the gravel road and follow it for approximately 5km. At the top of the crest you will see 2 huge black tires on the left which marks the entrance to "Vlakfontein Shooting Range". Drive safely.





# VLAKFONTEIN SHOOTING RANGE

## RANGE LAYOUT



## STAGES

Stage	Range	Name	Length	Min Rounds
1	1	Stage 1	Short	11
2	2	Stage 2	Short	12
3	3	Stage 3	Short	9
4	4	Stage 4	Short	12
5	6	Stage 5	Medium	16
6	7	Stage 6	Medium	24
7	8	Stage 7	Long	31
8	9	Stage 8	Medium	24
TOTAL ROUNDS				139

## RULES

- Competition run according to latest IPSC rules
- Wearing of eye and ear protection for all competitors and spectators is compulsory
- No testing of range equipment allowed prior to match
- No walking of ranges prior to commencement of match allowed
- Additional “no shoots” or barricades may be added to stages to enhance safety.
- No bagging, unbagging or indexing will be allowed on the line.
- Registration** take place from **07:30 to 08:30**.
- The **RO briefing** starts at **08:00**.
- The **shooting** competition **commence** at **09:00**

•**MATCH DIRECTOR:** { Hennie Koch }








•**CHIEF RO:** { Wayne Duranty }

•**RANGE MASTER:** { Chrissie Wessels }

•**ARBITRATORS:** { Three delegates to be appointed by Match Director as and when required. }

# RANGE OFFICER BRIEFING

## Stage 1

						
<b>11</b>	<b>2</b>	<b>-</b>	<b>No</b>	<b>-</b>	<b>4</b>	<b>3</b>

**Distance:** 10 -20m

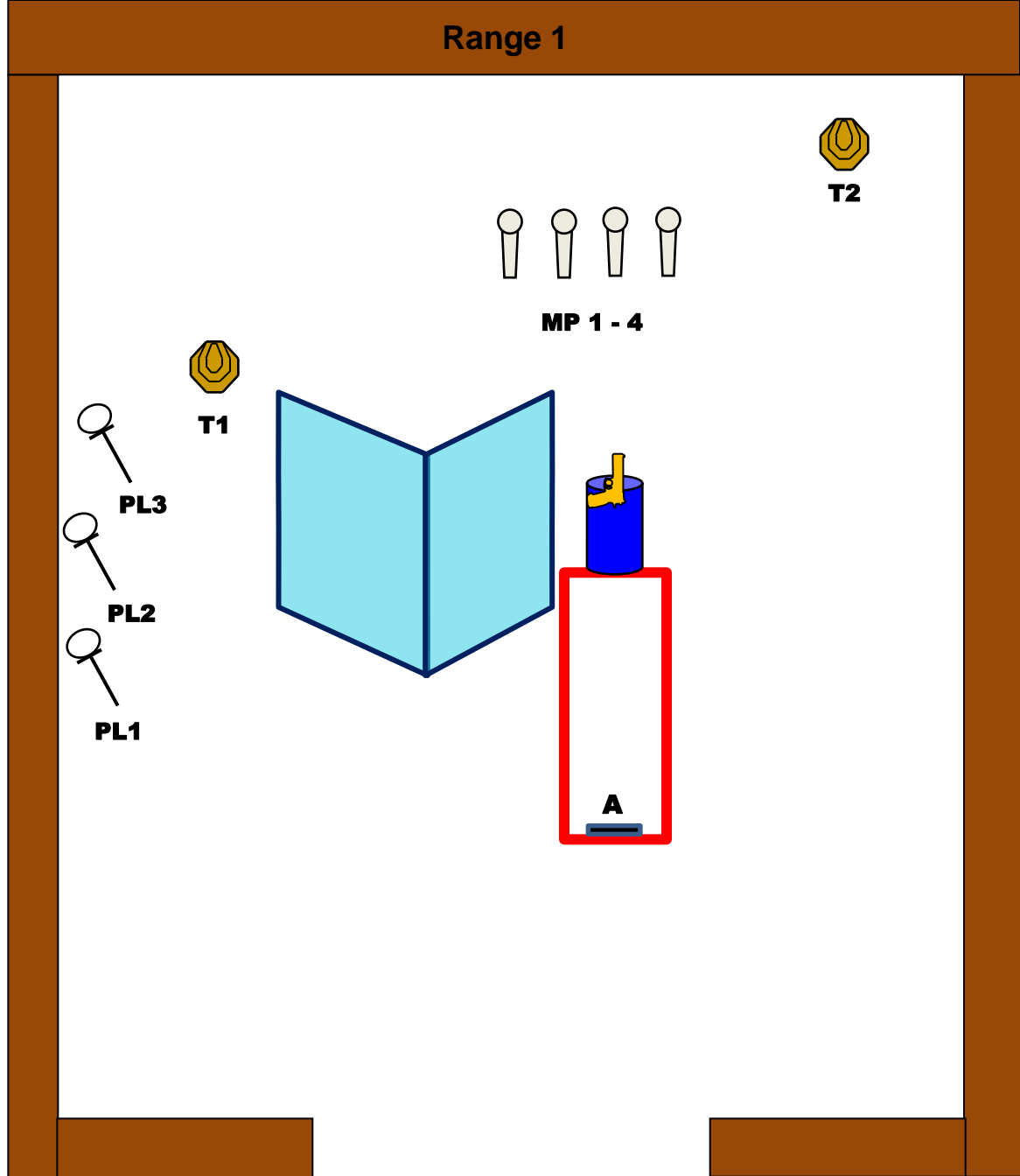
**Start:** Audible signal

**Start position:** Competitor starts standing at A , heels touching the mark. As demonstrated.

**Ready condition - HG:** Loaded (magazine inserted, chamber empty) and place flat on the drum.


**PCC:** Option 2 and place flat on the drum.

**Procedure:** On signal engage targets as they become visible while remaining in the demarcated area.



# RANGE OFFICER BRIEFING

## Stage 2

						
12	3	0	No	3	-	3

**Distance:** 2 -15m

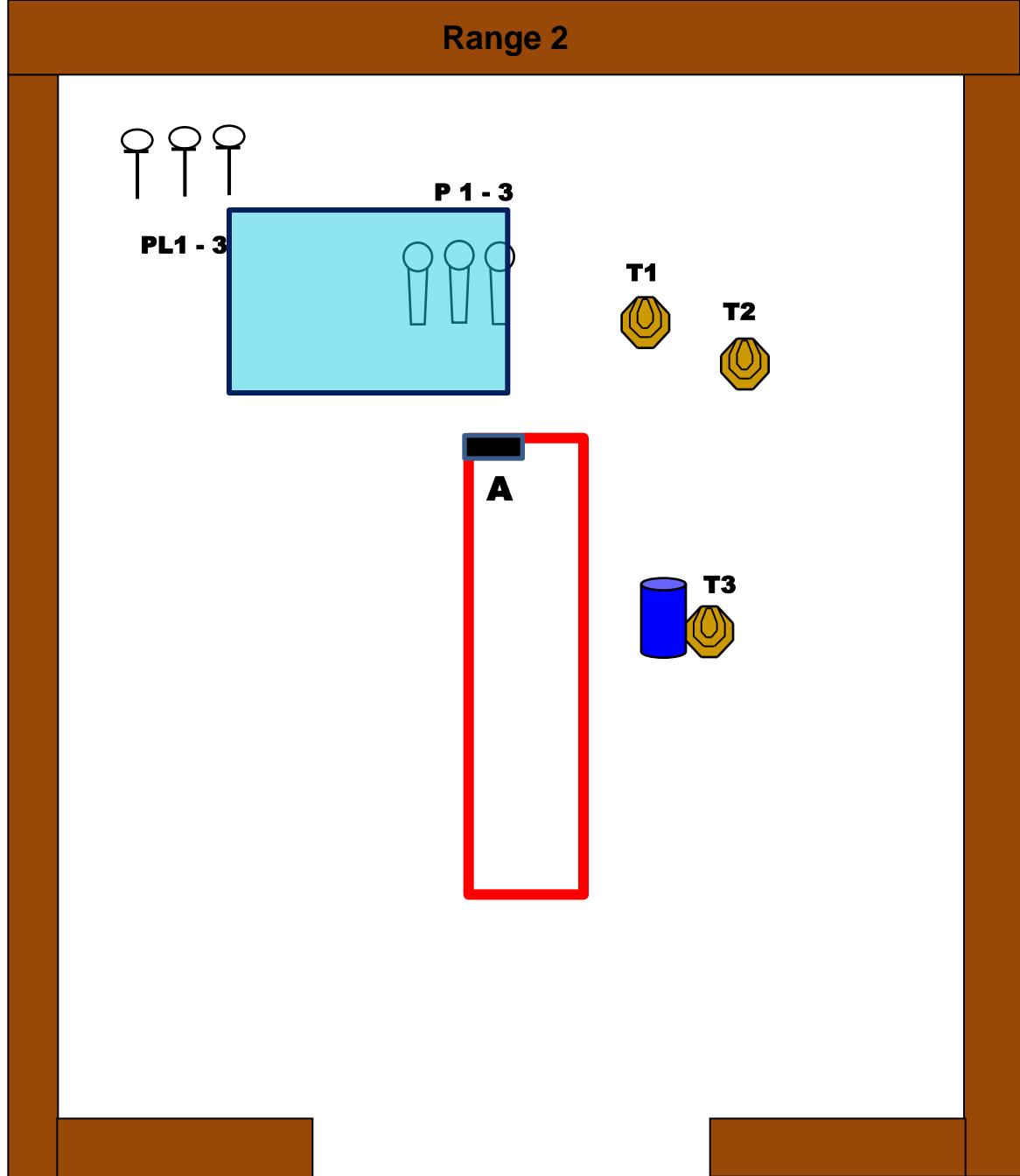
**Start:** Audible signal

**Start position:** Competitor starts at A toes touching. As demonstrated.

**Ready condition - HG:**

**PCC:** Option 1

**Procedure:** On signal engage targets as they become visible while remaining in the demarcated area.



# RANGE OFFICER BRIEFING

## Stage 3

						
9	-	4	Yes	-	-	1

**Distance:** 2 -10m

**Start:** Audible signal

**Start position:** Competitor starts on swing bridge. As demonstrated.

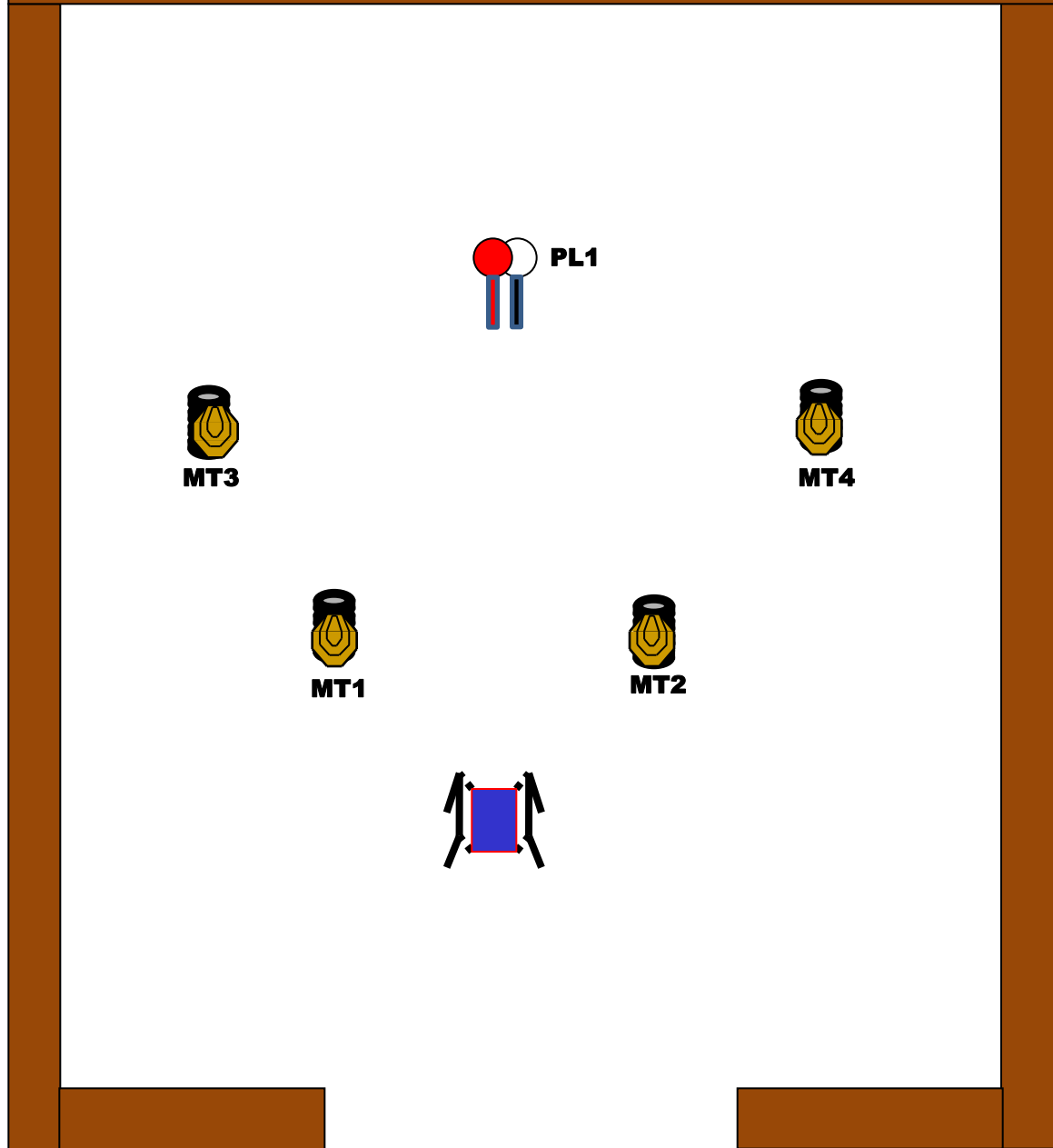
**Ready condition - HG:**

**PCC:** Option 1

**Procedure:** On signal engage targets while remaining on the swinging bridge.


**Note:** Competitor may **NOT** stabilize him/herself in any way. Red plate is a “No shoot”.

## Range 3



# RANGE OFFICER BRIEFING

## Stage 4

						
12	6	-	Yes	-	-	-

**Distance:** 5 -10m

**Start:** Audible signal

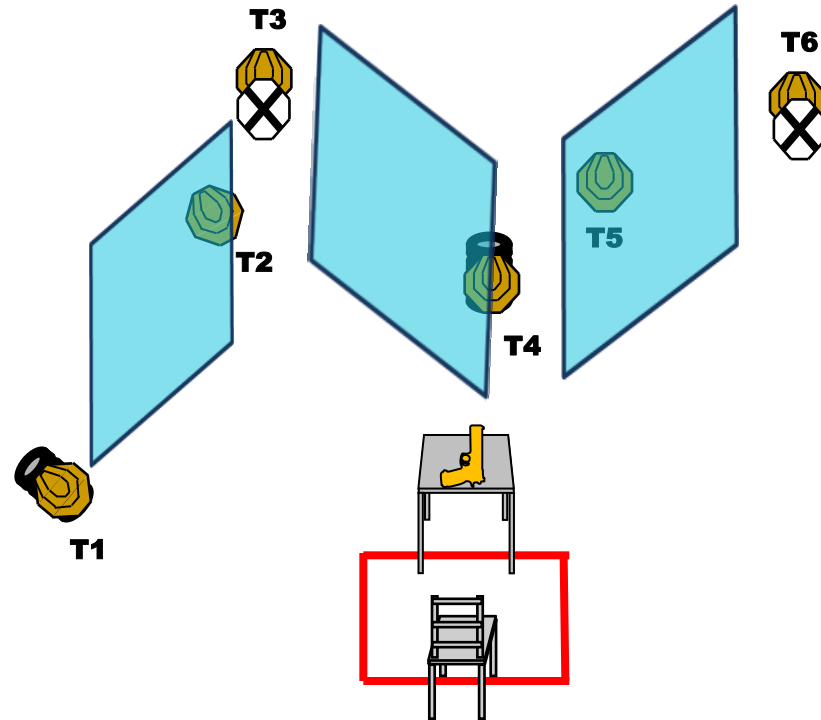
**Start position:** Competitor sit on chair. Back against the backrest. Hands flat on knees. As demonstrated.

**Ready condition - HG:** Firearm loaded and placed flat on the table

**PCC:** Option 1 and placed flat on the table.

**Procedure:** On signal engage targets while remaining in the demarcated area.

## Range 4





# RANGE OFFICER BRIEFING

## Stage 5

16	7	-	Yes	1	-	1

**Distance:** 2 - 15m

**Start:** Audible signal

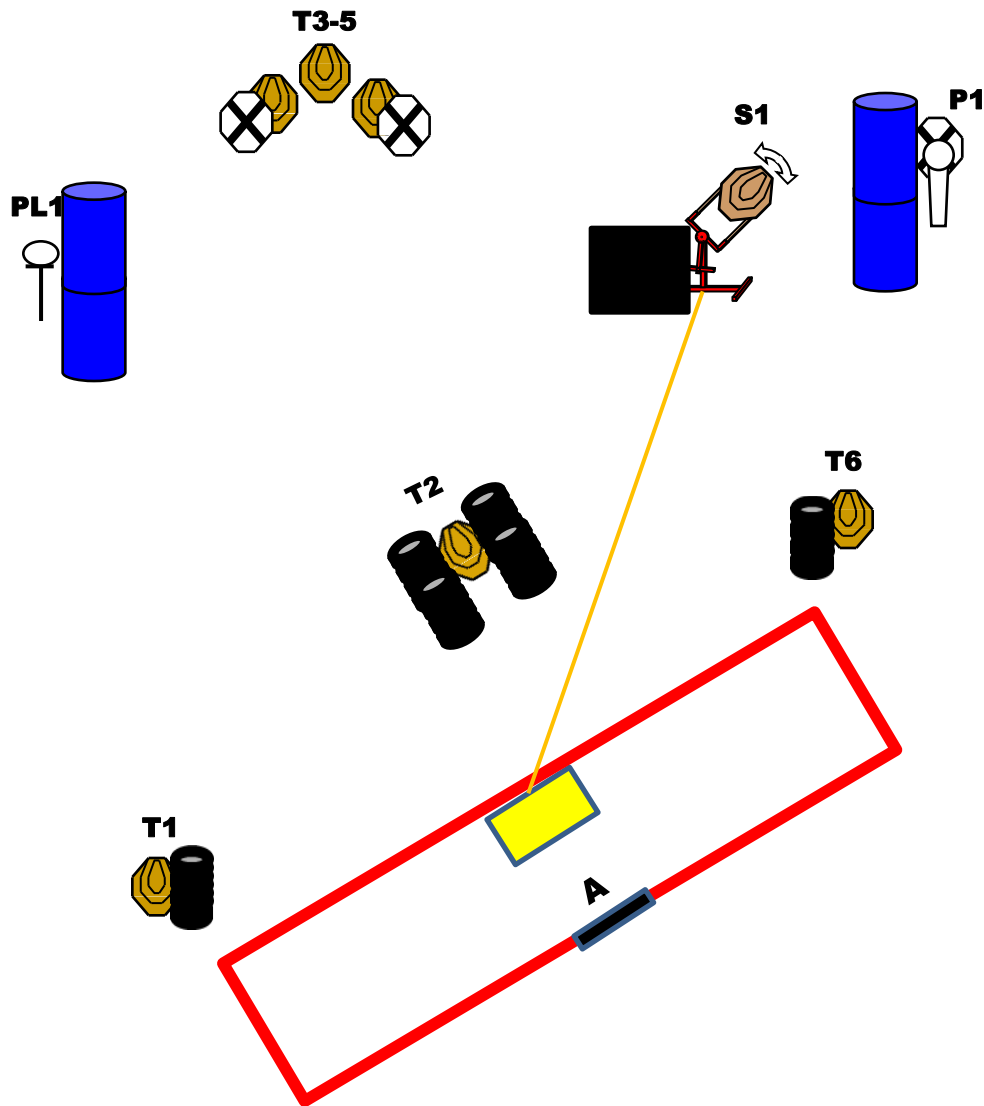
**Start position:** Competitor starts at A both heels touching. As demonstrated.

**Ready condition - HG:**

**PCC:** Option 1

**Procedure:** On signal engage targets as they become visible while remaining in the demarcated area. By stepping on bear trap activate swinger S1 which remain visible.

## Range 6



# RANGE OFFICER BRIEFING

## Stage 6

24	10	-	Yes	1	-	3

**Distance:** 2 -15m

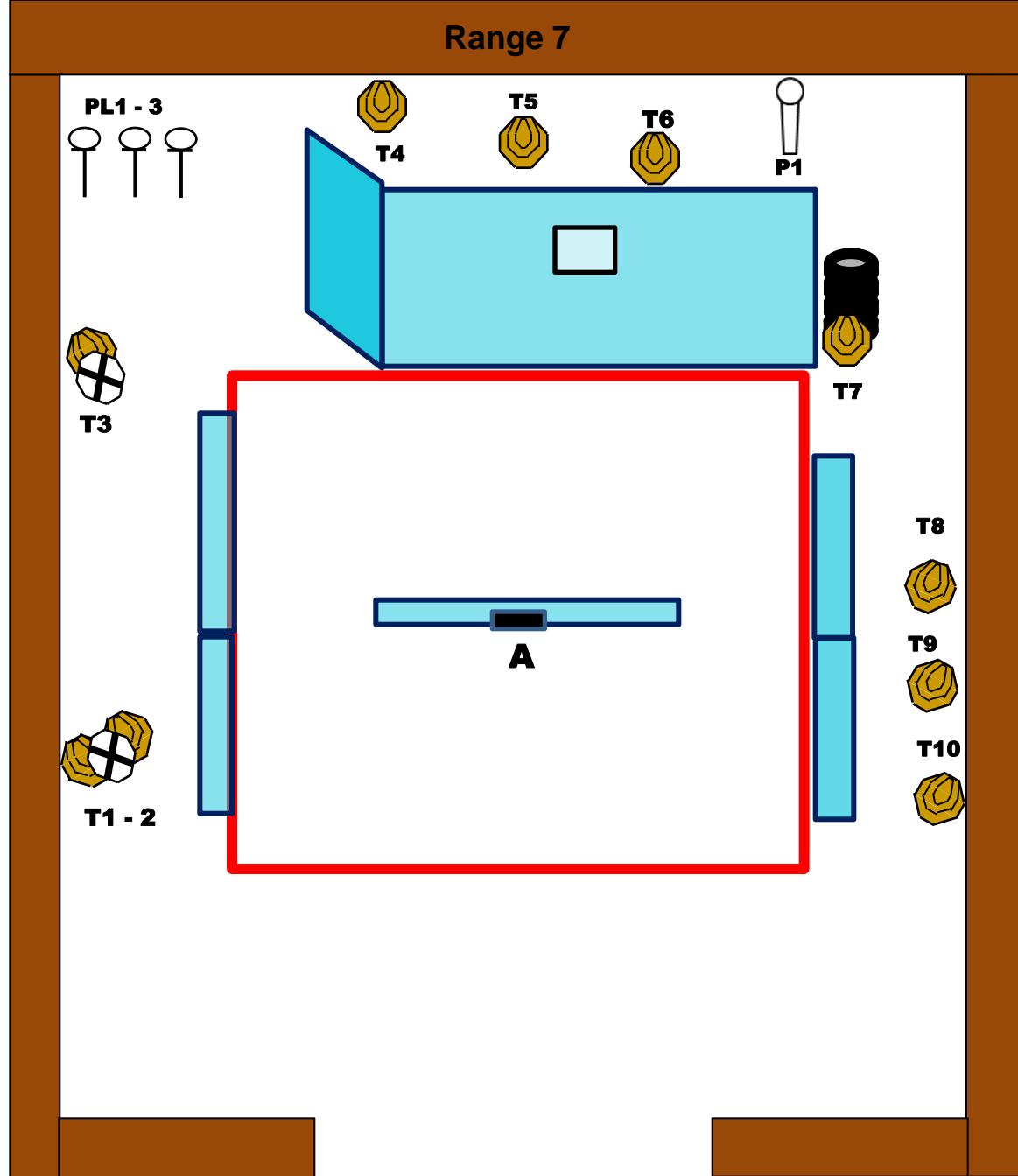
**Start:** Audible signal

**Start position:** Competitor starts at A . HG competitors hands flat on mark. PCC competitors barrel on mark As demonstrated.

**Ready condition - HG:**

**PCC:** Option 1

**Procedure:** On signal engage targets as they become visible while remaining in the demarcated area.



# RANGE OFFICER BRIEFING

## Stage 7

31	11	-	Yes	5	-	4

**Distance:** 5-15m

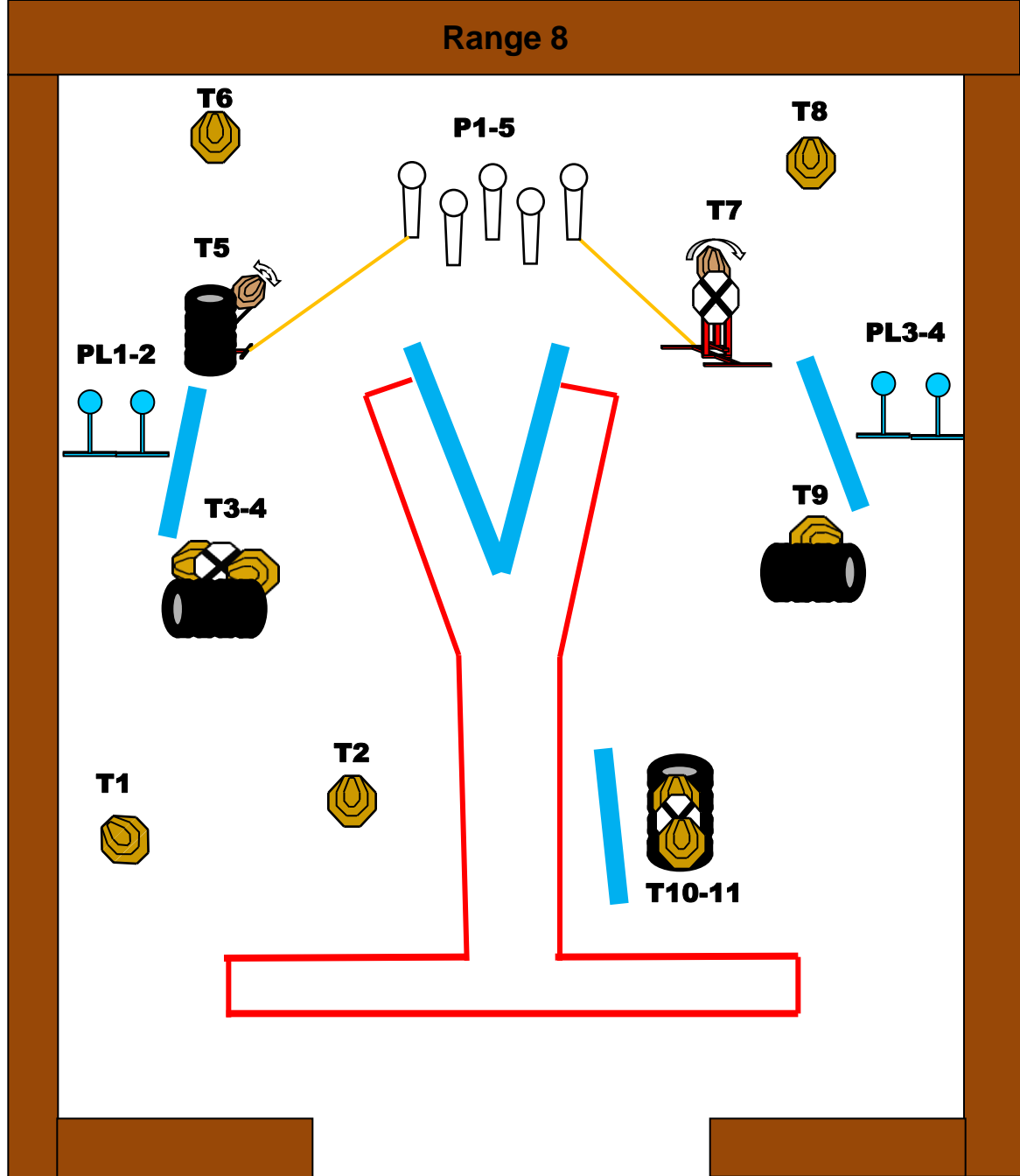
**Start:** Audible signal

**Start position:** Start anywhere in the demarcated area. As demonstrated.

**Ready condition - HG:**








**PCC:** Option 1

**Procedure:** On signal engage targets as they become visible while remaining in the demarcated area. P1 activate swinger T5 which remains visible and P5 activate turner T7 which will disappear and carry no drop shot penalties.



# RANGE OFFICER BRIEFING

## Stage 8

						
24	9	-	No	-	2	4

**Distance:** 2 - 20m

**Start:** Audible signal

**Start position:** Start anywhere in the demarcated area. As demonstrated.

**Ready condition - HG:**

**PCC:** Option 1

**Procedure:** On signal engage targets as they become visible while remaining in the demarcated area.

## Range 9

