

**MPSA Handgun & PCC League
No 5 Saturday 09th July 2022**



White River Shooting Club

MPSA Handgun & PCC League 5



Hosted by

**White River
Practical
Shooting Club**



Est. 1969

VENUE: White River Shooting Range

DATE: 09th July 2022

REGISTRATION: 07H30 to 08H45

RO BRIEFING: 08H00 to 08H30

SHOOT START: 09H00

ENTRY FEE: R200.00

Note: Range Assistants will be available to assist each squad, at a cost of R 100, payable at sign in on the day.

**9 Stages,
Handgun 960 Points, 192 Shots**

PCC 1000 Points, 200 Shot

Ratio 4 Short, 3 Medium, 2 Long

All steel Targets will be White,

All steel no shoots will be Red,

All paper targets will be Brown,

All paper no shoots will be White,

With a red cross.

72 IPSC Targets

11 IPSC Mini Targets

Steel Plates 17 for HG and for 25 PCC,

9 Poppers,

RULES

- The competition will be run according to the current IPSC rules.
- The wearing of eye and ear protection will be required during all stages of the match for participants and spectators.
- No testing of the range equipment will be allowed prior to or during the match.
- Course design may be altered to enhance the stages / safety of all competitors and spectators.
- No bagging, un-bagging or indexing will be allowed on the line.
- Entry Fee R200.00, payable in advance.

MATCH DIRECTOR: Irving Stevenson,

RANGE MASTER: Mitch McAllister,

ARBITRATORS: Three delegates to be appointed by the Match Director as and when required,

CHIEF RO: Chrissie Wessels



Stage 1, Range 1 – Long Course,

START POSITION: Shooter starts anywhere, facing down range. Handgun loaded and holstered. PCC loaded Option 1.

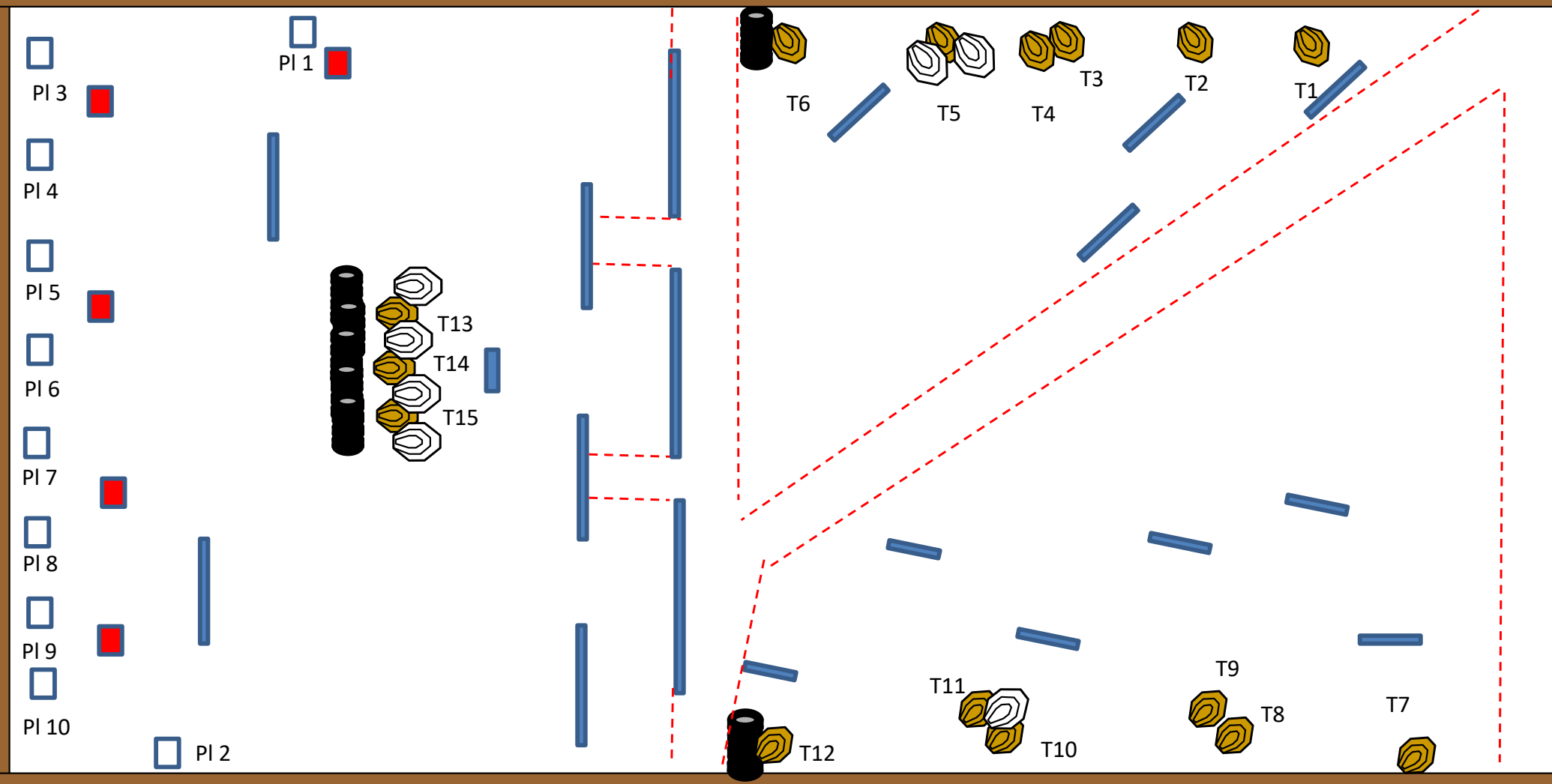
STAGE PROCEDURE

On audible start signal engage targets whilst remaining in the demarcated area.

DISTANCES: 7 to 20 meters.

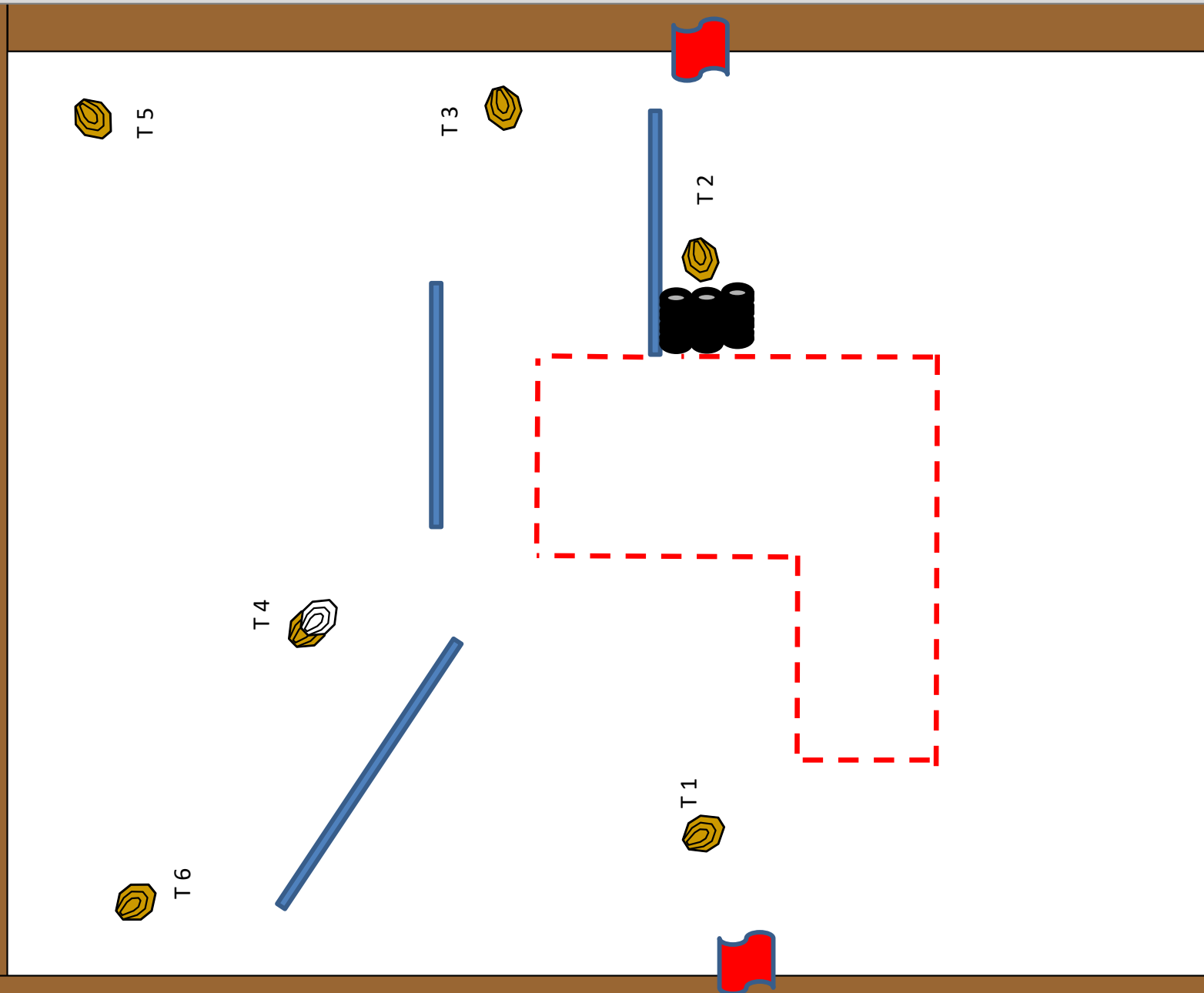
MINIMUM ROUNDS:
Handgun 32 = Score 160 points,
PCC 40 = Score 200 points,

Handgun TARGETS: 15 x IPSC, 2 Plates,
PCC TARGETS: 15 x IPSC, 10 x Plates.
Plates 3 to 10 are for PCC only



Stage 2, Range 2 – Short Course

START POSITION: Competitor starts anywhere in the demarcated area, facing down range.
Handgun is loaded and holstered, PCC is loaded Option 1.



STAGE PROCEDURE
On audible start signal engage targets as they become visible, whilst remaining in the demarcated area.

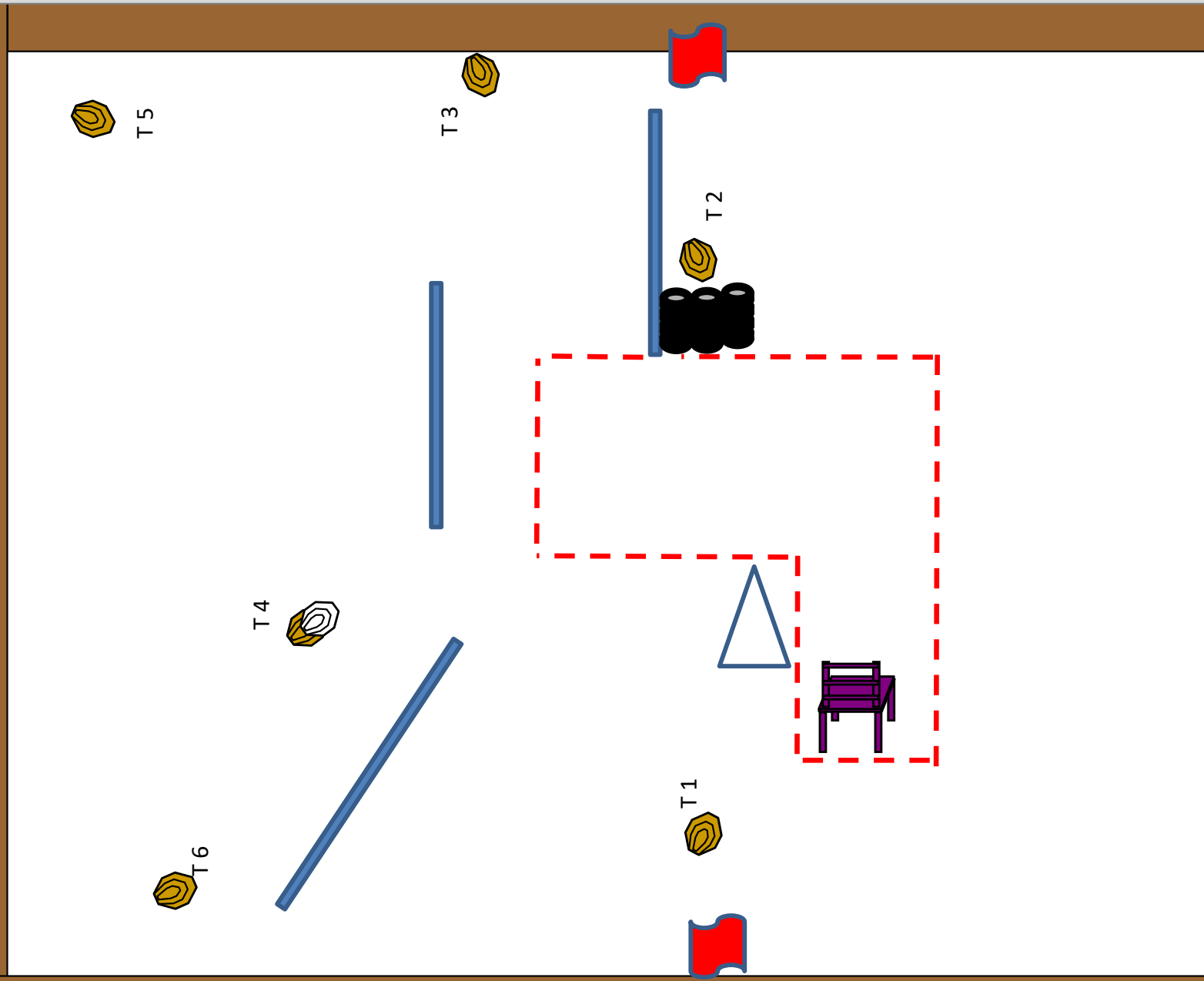
DISTANCES: 3 to 15 m

MINIMUM ROUNDS: 12

SCORING: 60 points
6 IPSC Targets

Stage 3, Range 2 – Short Course

START POSITION: Competitor starts Sitting on the chair, facing side wall with hands on knees as indicated.
Handgun is loaded, chamber empty and is holstered.
PCC is loaded option 2 and is standing on the gun rack as indicated.



STAGE PROCEDURE
On audible start signal engage targets as they become visible, whilst remaining in the demarcated area.

DISTANCES: 3 to 15 m

MINIMUM ROUNDS: 12

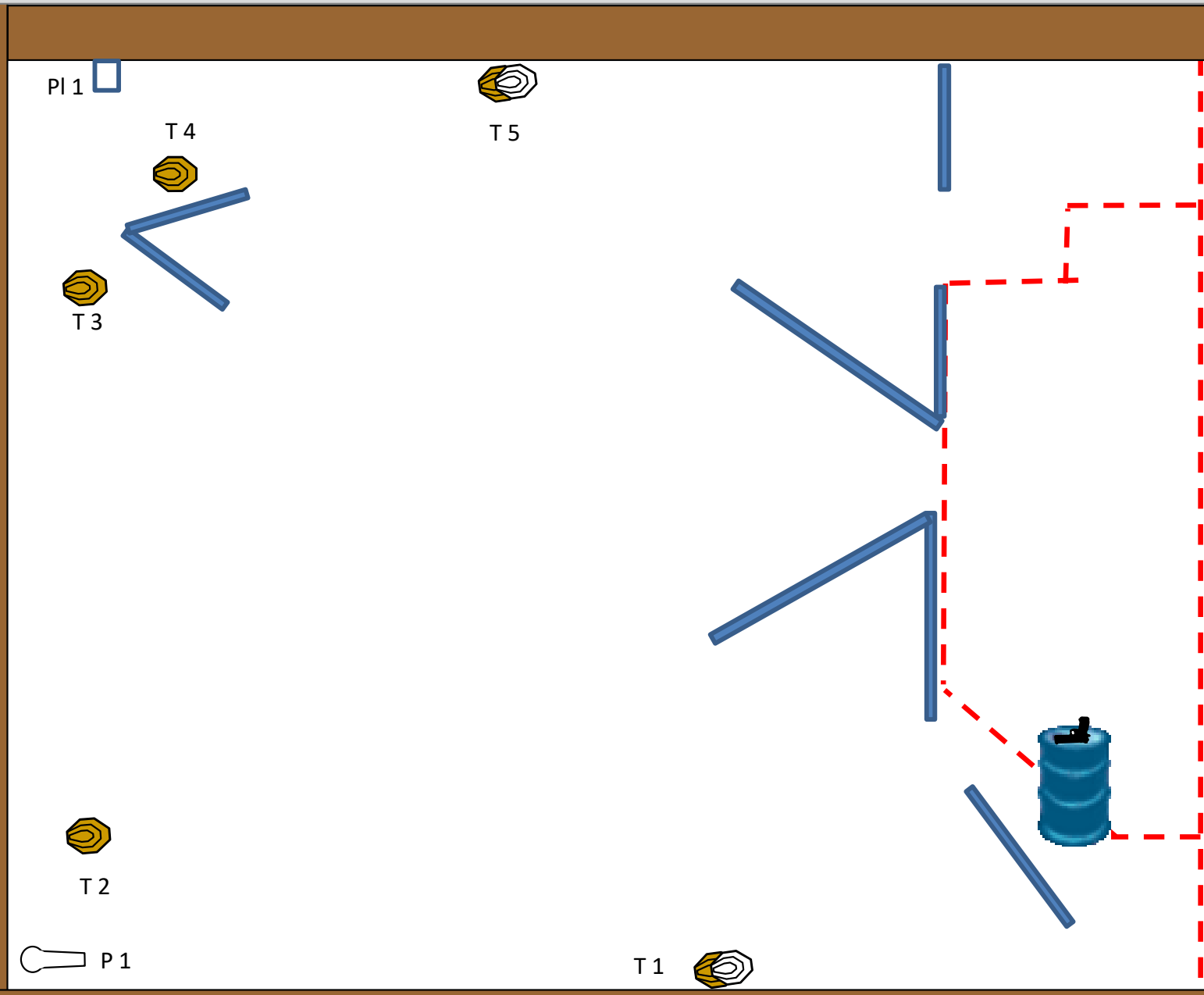
SCORING: 60 points
6 IPSC Targets

Note to Range Builders
Ensure that the PCC rack is not an obstacle to shooters whilst moving through the CoF.



Stage 4, Range 3 – Short Course

START POSITION: Shooter starts anywhere in the demarcated area, handgun unloaded and placed on the drum, barrel pointing down range, along the white stripe as indicated. PCC is unloaded option 3 and is held over the drum, with the barrel pointing down range as demonstrated. All mags to be used are to be placed on the drum.



STAGE PROCEDURE
On audible start signal engage targets as they become visible.

DISTANCES: 5 to 15 m

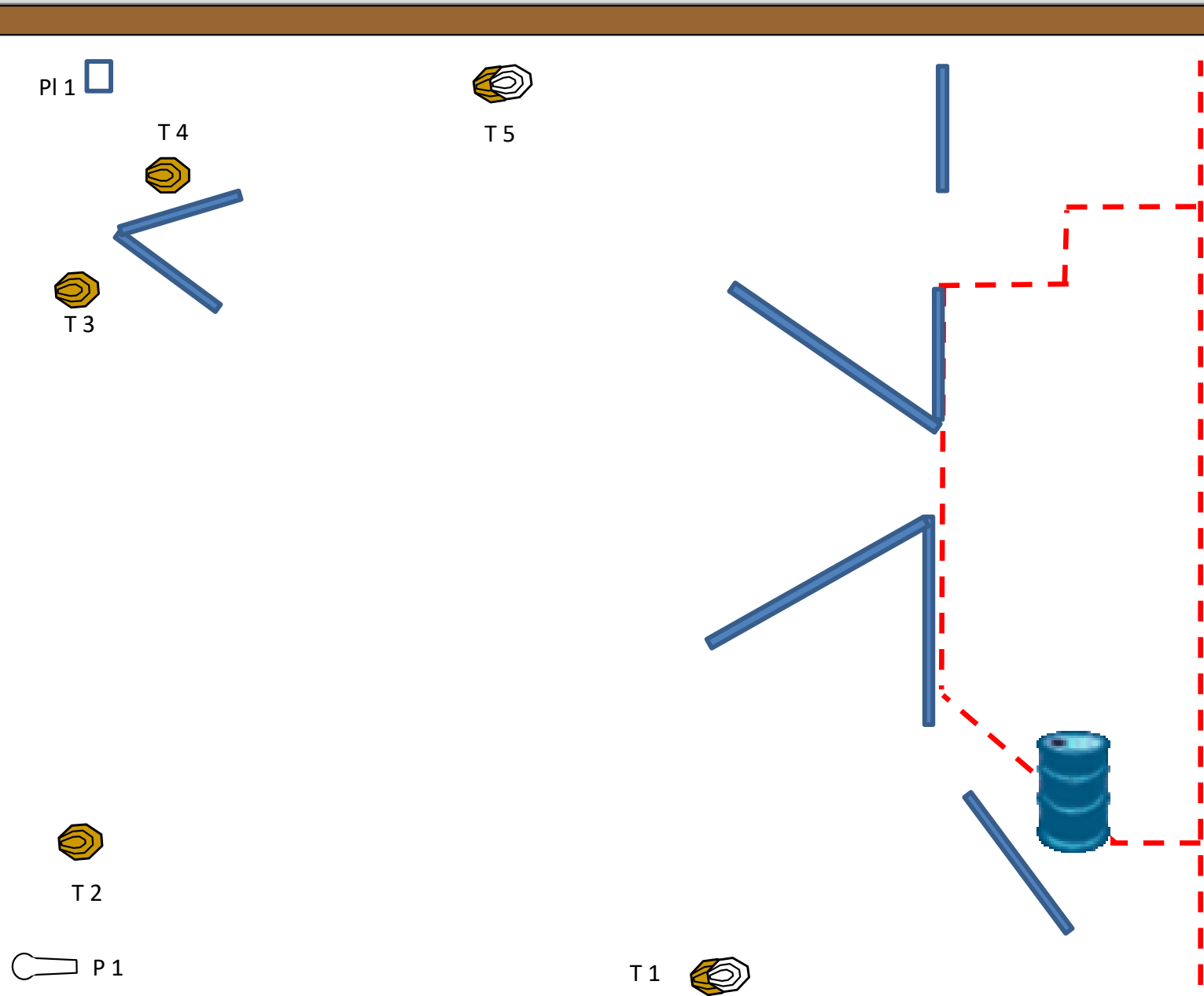
MINIMUM ROUNDS:
12 Shots

SCORING: 60 points
5 IPSC Targets
1 Plate
1 Popper



Stage 5, Range 3 – Short Course

START POSITION: Shooter starts anywhere in the demarcated area, facing down range.
Handgun loaded and holstered. PCC is loaded Option 1 and shooter starts holding the gun in the weak hand, as demonstrated.
On audible start signal engage targets as they become visible. Handgun to be shot from the strong hand only.



DISTANCES: 5 to 15 m

MINIMUM ROUNDS:
12 Shots

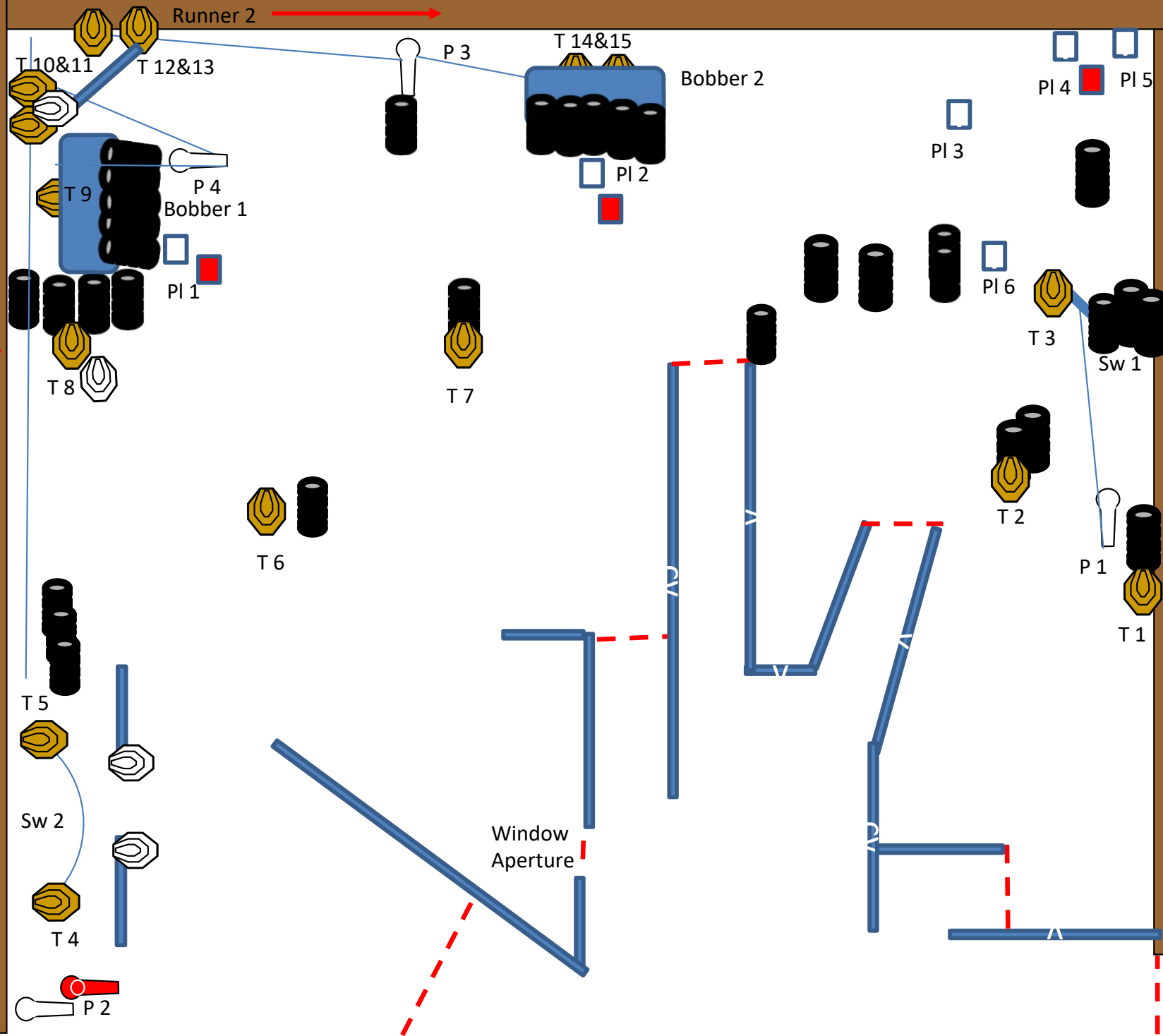
SCORING: 60 points
5 IPSC Targets
1 Plate
1 Popper

Stage 6, Range 4 – Long Course

START POSITION: shooter starts anywhere facing down range, handgun loaded and holstered, PCC loaded option 1.



R
U
N
N
E
R
1



STAGE PROCED

On audible start signal engage targets as they become visible, whilst remaining in the demarcated area.

DISTANCES: 10 to 30 m
270 Degree Range, with safety angles as indicated.

MINIMUM ROUNDS:

- 40 Shots
- SCORING: 200 points
- 15 IPSC Targets
- 4 Popper
- 6 Plates
- Several no shoot targets

P1 activates Sw 1 with T3, which remain visible.

P2 activated the big swings Sw 2 with T4 and T4 which remain visible.

P3 activate the Bobber 1 with T14 and T15 and runner with T12 and T13, which disappears.

P4 activate the Bobber 2 with T9 and runner with T10 and T11, which disappears.

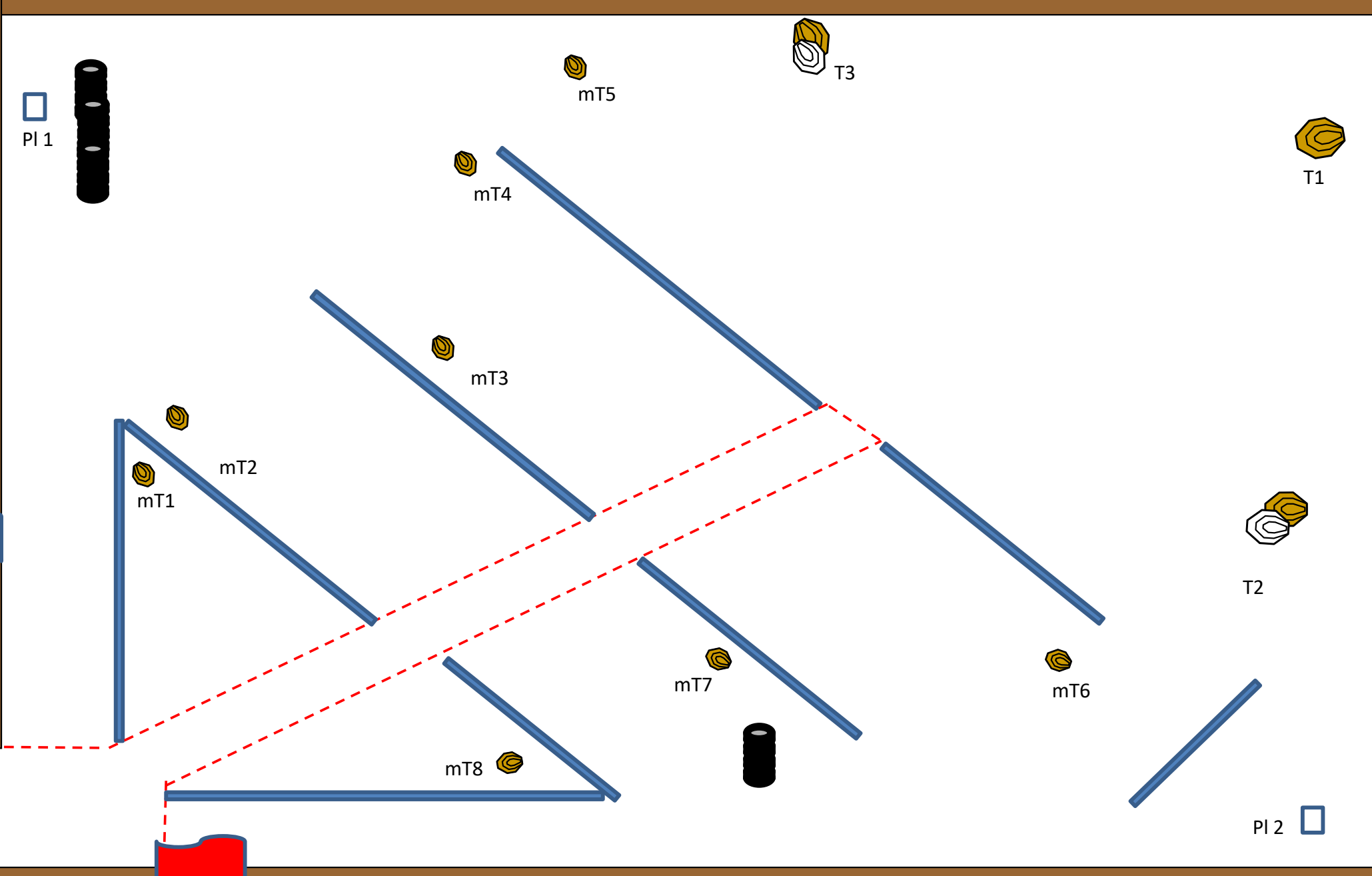
Disappearing targets do not carry drop shot penalties.

Note: Rule 1.1.5.1 applies to increased maximum round count.



Stage 7, Range 5 – Medium Course

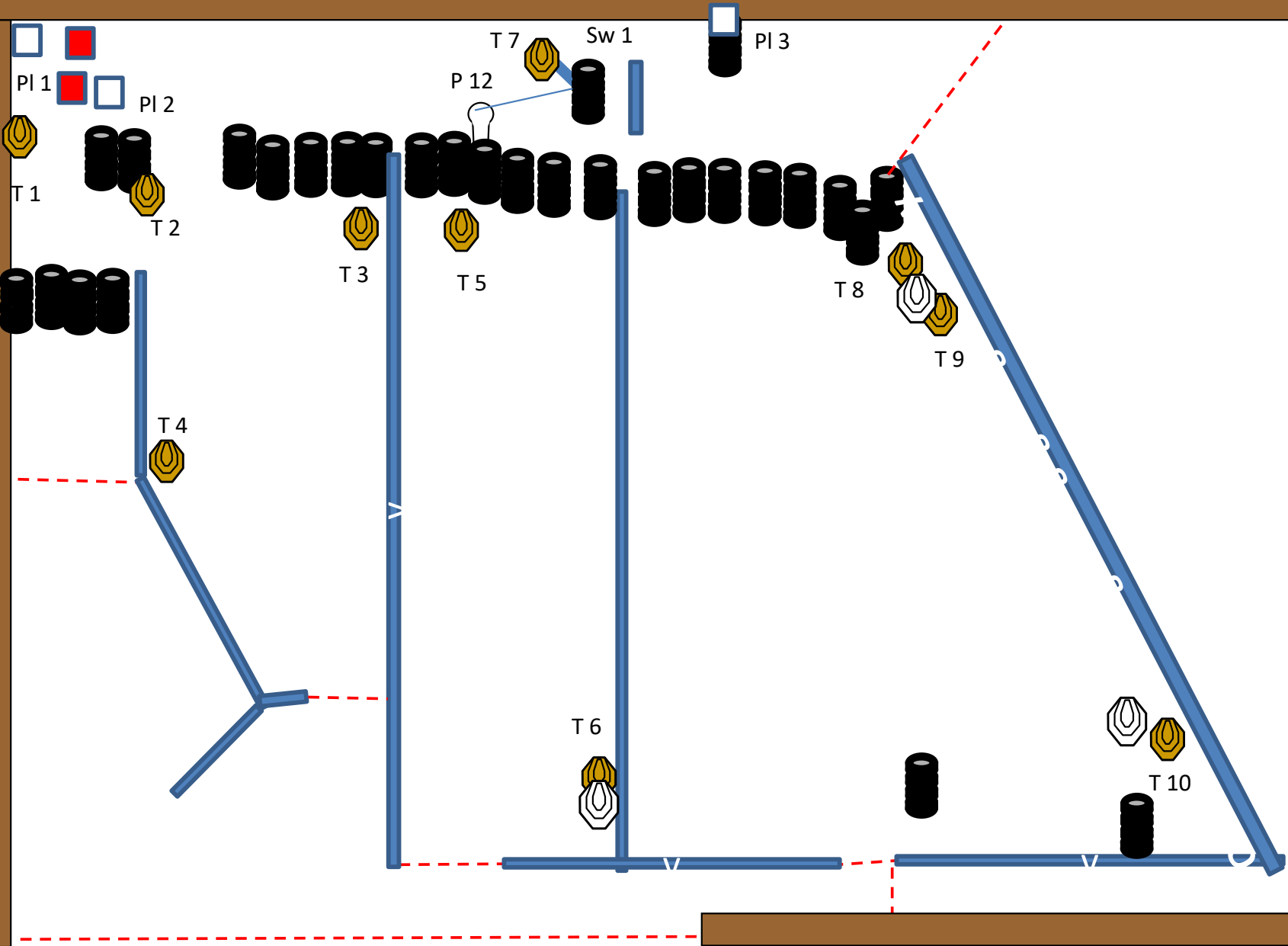
START POSITION: Shooter starts anywhere in the demarcated area.
The handgun is loaded and holstered and PCC is loaded option 1. On signal engage targets as they become visible.
Distance 5 to 20 meters, Minimum shots : 24, comprising, 120 points. 3 IPSC Targets, 8 IPSC min Targets, 2 Plates, and several no shoots.
The range is **270 Degree Range, with safety angles as indicated.**





Stage 8, Range 6 – Medium Course

START POSITION: Shooter starts anywhere in the demarcated area, facing down range. Handgun loaded, PCC loaded Option 1.
STAGE PROCEDURE : On audible start signal engage targets whilst remaining in the demarcated area.
DISTANCES: 7 to 25 meters. 24 shots, 120 Points, 10 IPSC Targets, 3 Plates, 1 Popper, 1 Swinger and a number of no shoots.
P1 activates Sw 1 which remains visible and which carries drop shot penalties.



Stage 9, Range 7 – Medium Course

START POSITION: Shooter starts at X, facing down range as demonstrated.
Handgun loaded and holstered. PCC option 1. On Audible signal engage targets as they become visible, whilst remaining in the demarcated area.
Shots : 24. 120 Points, 10 IPSC Targets, 2 Plates, 2 poppers.

