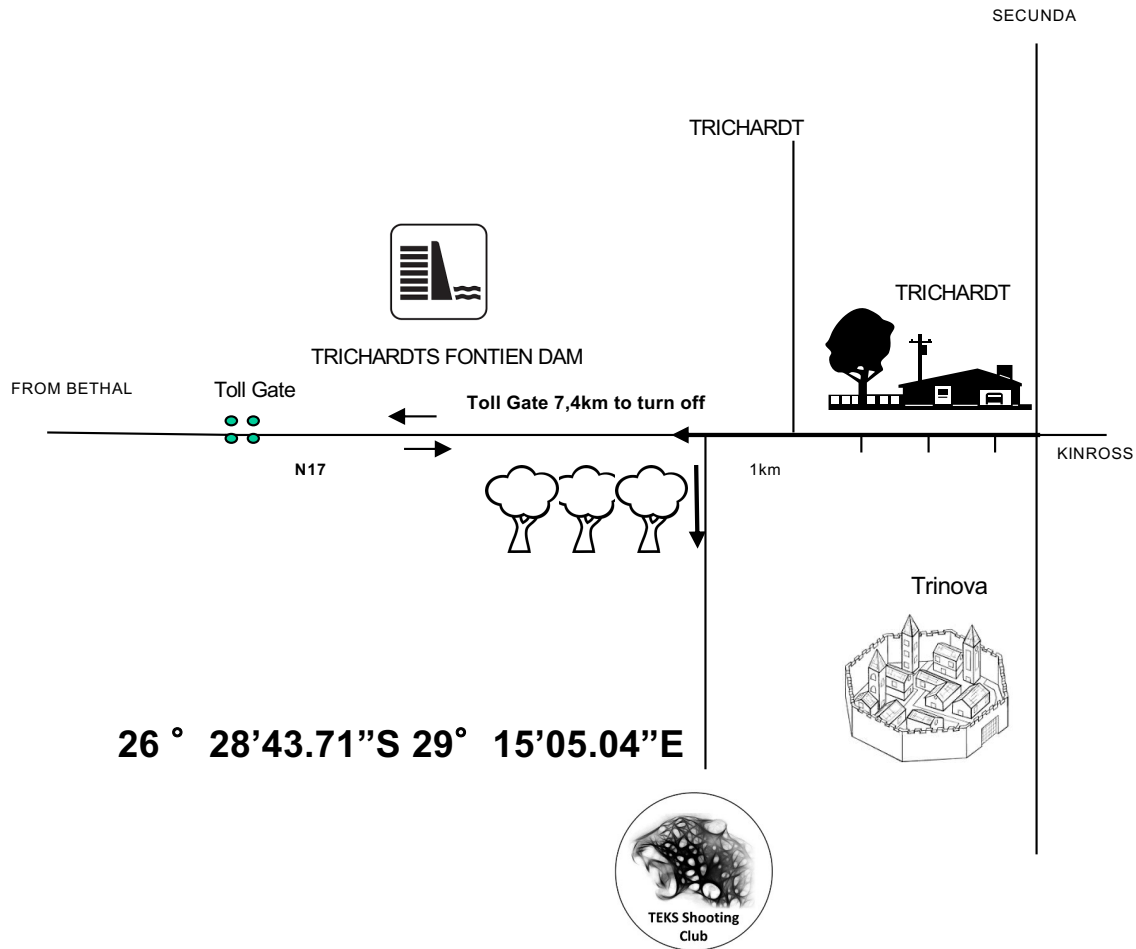


# **MPSA League 7**

**17-18 September 2022**

**TEKS Shooting Club  
TRICHARDT**

## TEKS SHOOTING CLUB



## STAGES

Stage	Range	Rounds		
1	1	24		
2	2	22		
3	3	24		
4	4	32		
5	5	12		
6	6	12		
7	7	9		
8	7	11		
9	8	32		
		178		

## RULES

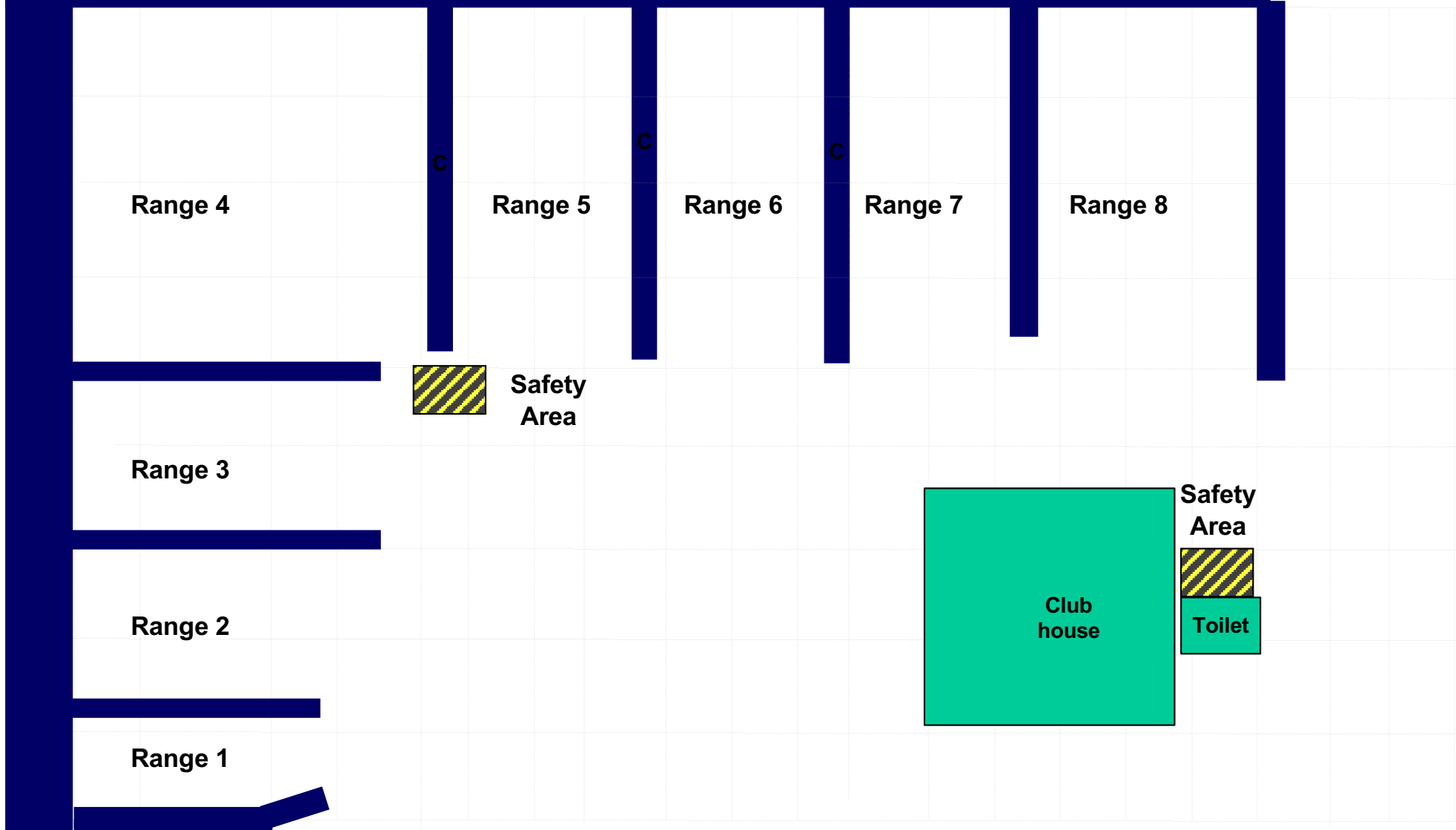
- The competition will be run according to the current IPSC rules.
- The wearing of eye and ear protection will be required during all stages of the match for participants and spectators
- Additional non shoots or barricades may be added to stages to enhance safety of all competitors and spectators
- Registration takes place from 08:30 to 08:45
- The RO briefing starts at 08:30
- The shooting competition commences 9:00

MATCH DIRECTOR: [ Jan Strydom]

ARBITRATORS: Will be appointed on the day

CRO: [ Martin van Zyl]  
Range Master : [ Chrissie Wessels]

# TEKS Shooting Range Layout



Unloading  
Station

Safety  
Area



Gate

Parking Area  
(OUTSIDE RANGE AREA)

T=IPSC target

MT=IPSC mini target

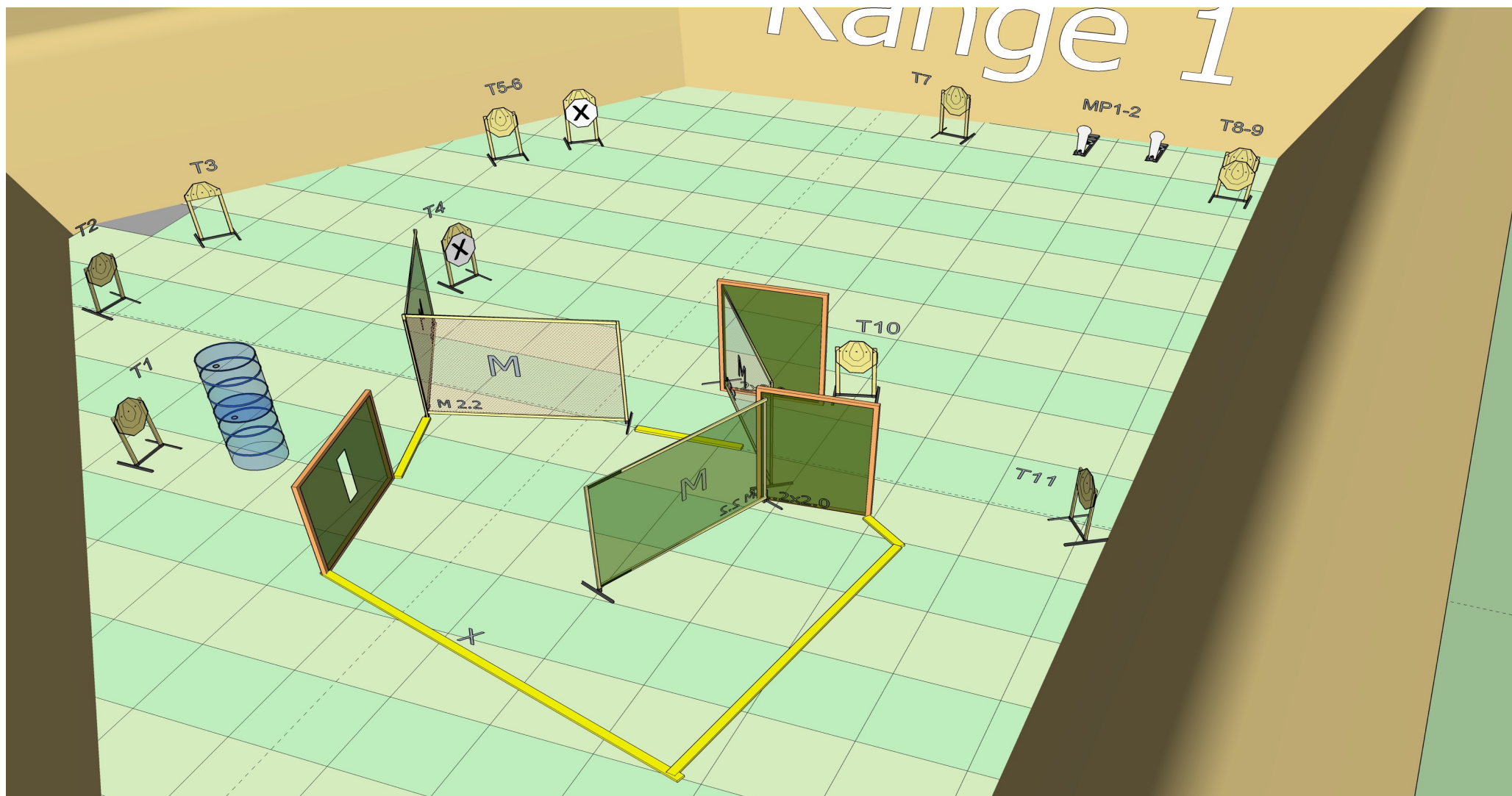
PL= IPSC plate

P=IPSC popper

MP=IPSC mini popper

M=Mover

Number on paper targets =placement of target or mover



## RANGE OFFICER BRIEFING

24	11	0	Yes	0	2	0

Stage 1 Range 1:


Distance: 3-11 m

Ready condition: PCC :Option 1








Time starts: Audible Signal

Start position: Heels of both feet touching X

Procedure: On signal engage targets while remaining in the demarcated area.



## RANGE OFFICER BRIEFING

						
22	10	0	Yes	0	0	2

**Stage 2 Range 2:**

**Distance:** 3-16m

**Ready condition:**

**PCC :option 1**


**Time starts:** Audible Signal

**Start position:** Standing anywhere in the demarcated area facing downrange

**Procedure:** On signal engage targets while remaining in the demarcated area



# Range 3



## RANGE OFFICER BRIEFING

Stage 3 Range 3:








Distance: 3-15 M


Ready condition : PCC option 1

Time starts: Audible Signal

Start position: Standing anywhere in the demarcated area facing downrange.

Procedure: On signal engage targets while remaining in the demarcated area

						
24	11	0	Yes	0	0	2



## RANGE OFFICER BRIEFING

32	14	0	Yes	0	4	0

Stage 4 Range 4:

Distance: 12M

Ready condition :

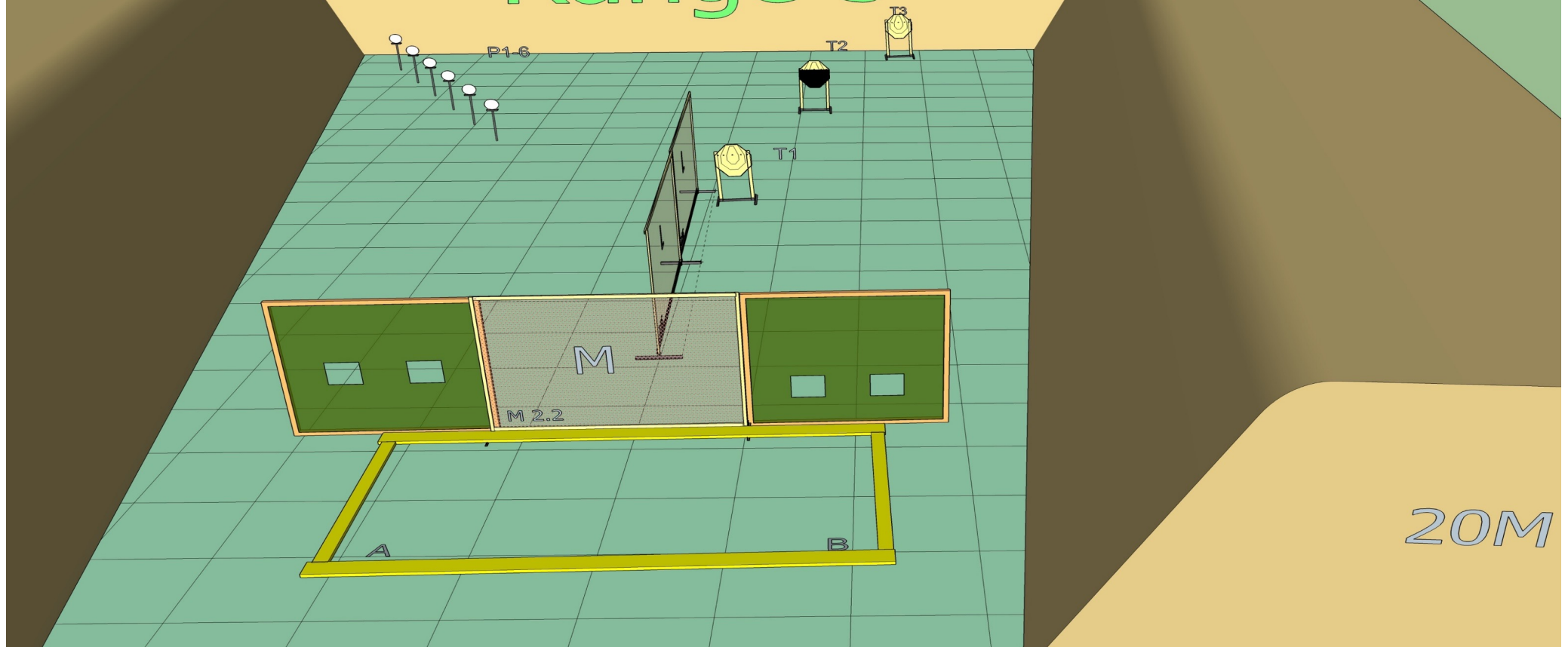
PCC :Option 1.

Time starts: Audible Signal

Start position: Heels of both feet touching X

Procedure: On signal engage targets while remaining in the demarcated area.

# Range 5



## RANGE OFFICER BRIEFING

Stage 5 Range 5:

Distance: M7-16

Ready condition :

:PCC option 1

Time starts: Audible Signal

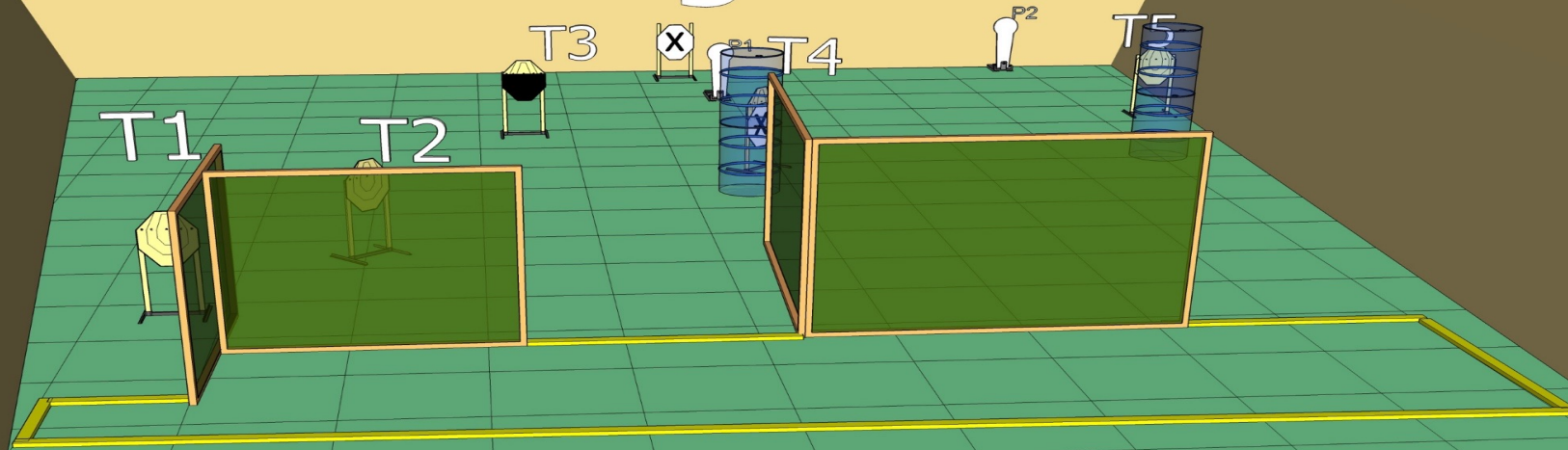
Start position: Standing both heels touching A or B

Procedure: On signal engage targets while remaining in the demarcated area

12	3	0	No	6	0	0



# Range 6



## RANGE OFFICER BRIEFING

12	5	0	Yes	0	0	2

Stage 6 Range 6:

Distance: 2-12M

Ready condition


PCC Option 2

Time starts: Audible Signal

Start position: Standing anywhere in the demarcated area facing downrange

HG: Wrists above shoulders.

Procedure: On signal engage targets while remaining in the demarcated area.



## RANGE OFFICER BRIEFING

9	4	0	Yes	0	0	1

**Stage 7 Range 7:**

**Distance:** 4-11M

**Ready condition:** HG Firearm unloaded chamber and magwell empty placed on drum as indicated.


**PCC:** Option 3 Firearm placed on drum as indicated.

**Time starts:** Audible Signal

**Start position:** Standing anywhere in the demarcated area facing downrange.

**Procedure:** On signal engage targets while remaining in the demarcated area.

P1 will activate M1 it will remain visible



Stage 8 Range 7:

Distance: 4-11M

Ready condition:

PCC: Option1.

Time starts: Audible Signal

Start position: Standing anywhere in the demarcated area facing downrange.

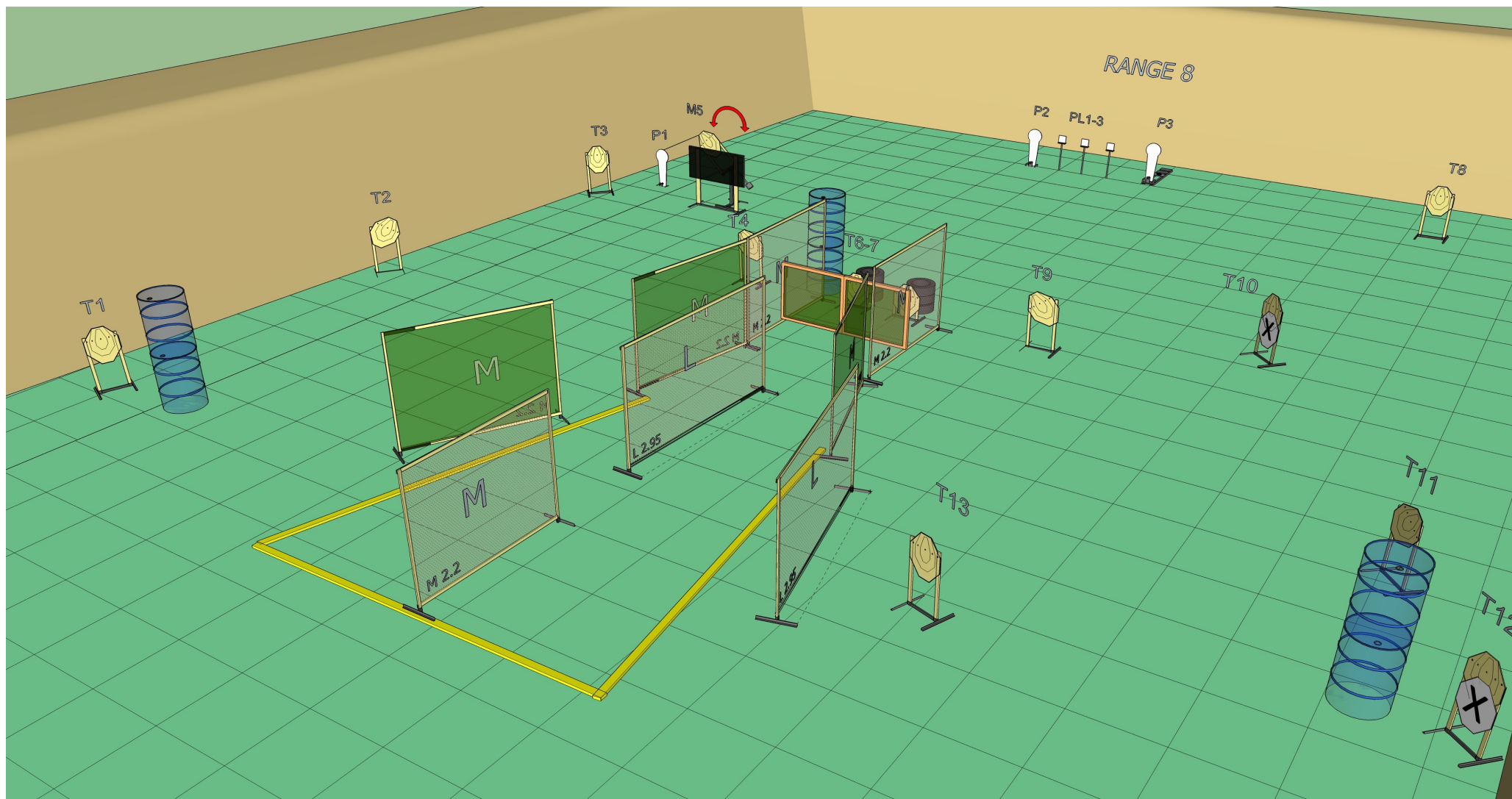
Procedure: On signal engage targets while remaining in the demarcated area.  
HG strong hand only.

P1 will activate M1 it will remain visible

## RANGE OFFICER BRIEFING

11	5	0	Yes	0	0	1





Stage 9 Range 8:

Distance: 4-11M

Ready condition:

PCC: Option1.

Time starts: Audible Signal

Start position: Standing anywhere the demarcated area facing downrange.

Procedure: On signal engage targets while remaining in the demarcated area.  
P1 will activate M5 it will remain visible

## RANGE OFFICER BRIEFING

32	13	0	Yes	3	0	3