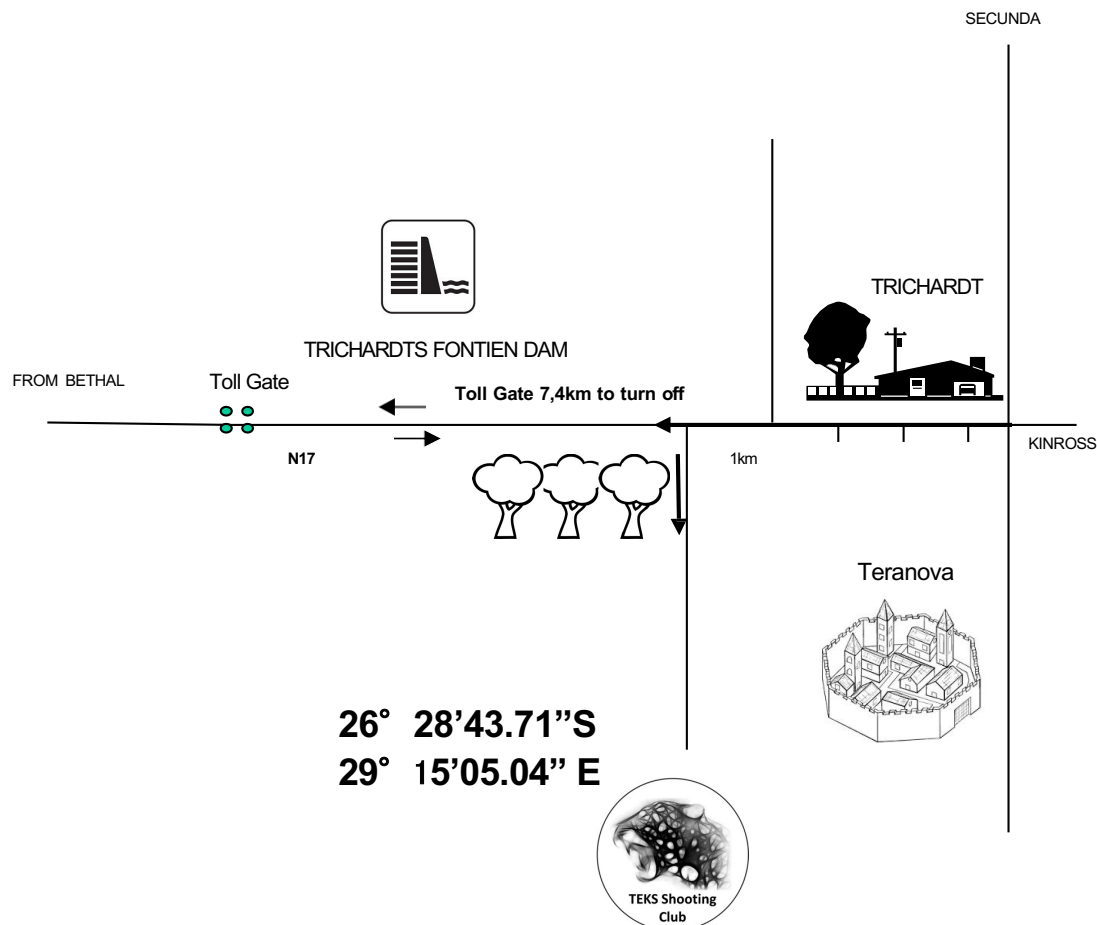


MPSA Rifle League

3 September 2022

**TEKS Shooting Club
TRICHARDT**

TEKS SHOOTING CLUB



STAGES

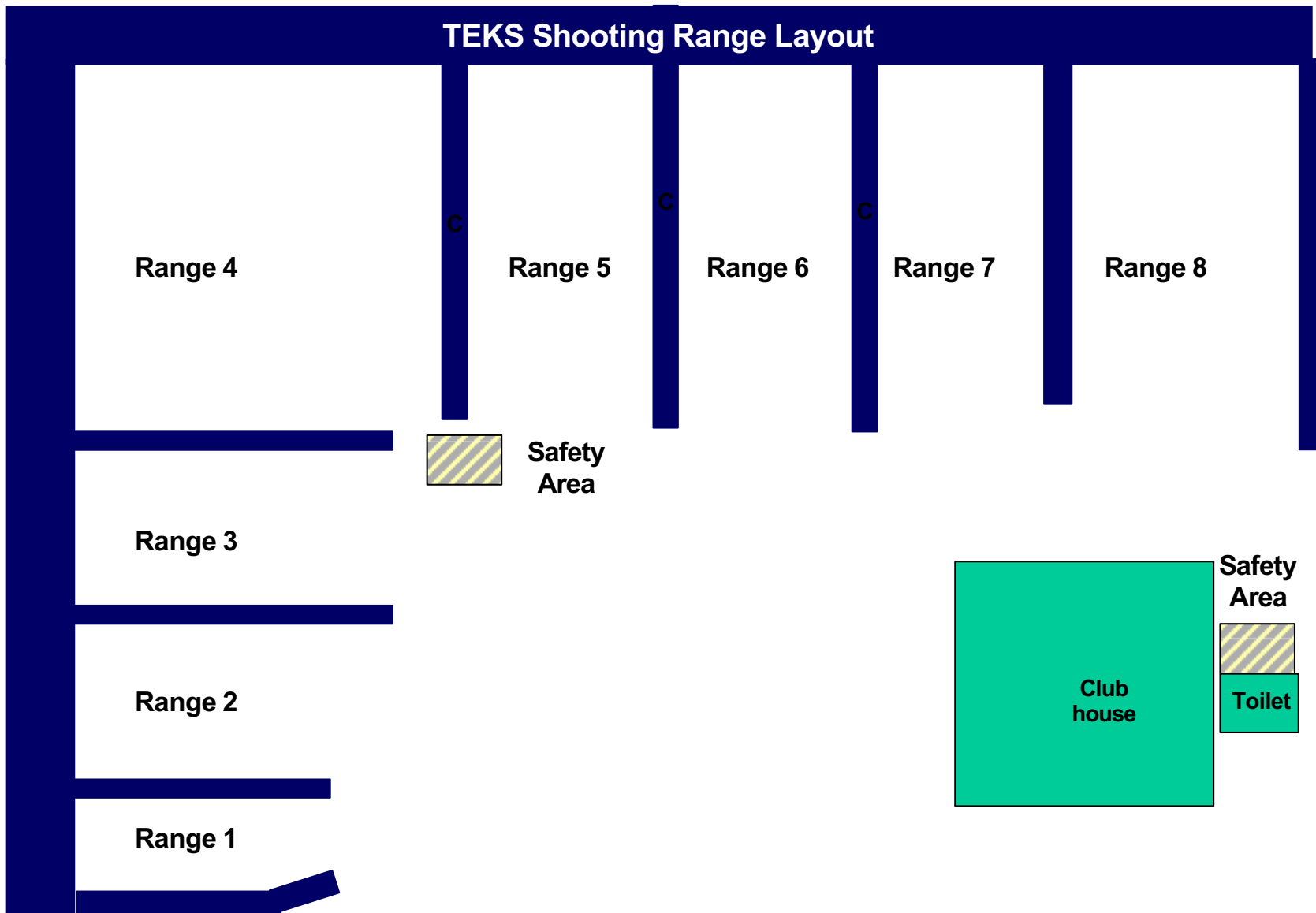
Stage	Range	Type	Min. Rounds	Max. Score
1	1	Short	10	50
2	2	Medium	20	100
3	3	Long	24	120
4	4	Medium	18	90
5	5	Medium	16	80
6	8	Short	8	40
7	300m	Long	33	165
8	100m	Long	25	125
			154	770

RULES

- The competition will be run according to the current IPSC rules.
- The wearing of eye and ear protection will be required during all stages of the match for participants and spectators
- Additional no shoot targets or barricades may be added to stages to enhance safety of all competitors and spectators
- Registration takes place from 08:30 to 08:45
- The shooting competition commences 9:00.
- Competitors may only enter one division per day.

MATCH DIRECTOR: Jan Strydom
 ARBITRATORS: Will be appointed on the day
 Arbitration fee : R200.00
 RM: Mitch McAllister
 CRO: Martin van Zyl
 STATS OFFICER: Madeleine Engelbrecht

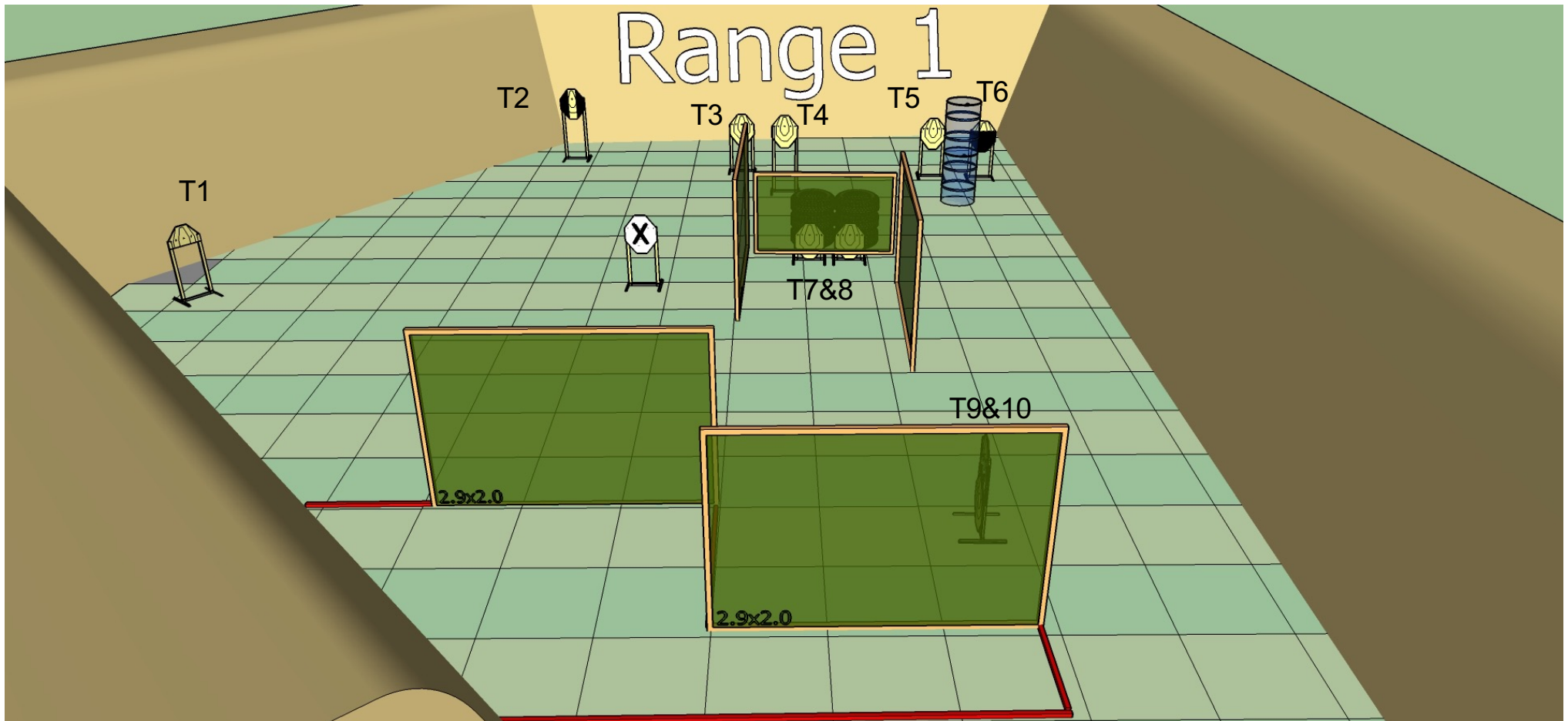
TEKS Shooting Range Layout











- IT = IPSC target
- IMT = IPSC mini target
- PL = IPSC plate
- IP = IPSC popper
- IMP = IPSC mini popper
- F = Frangible target (Clay)

Gate

Parking Area
(OUTSIDE RANGE AREA)



RANGE OFFICER BRIEFING

							
10	-	10	Yes	-	-	-	-

Stage 1 - Range 1

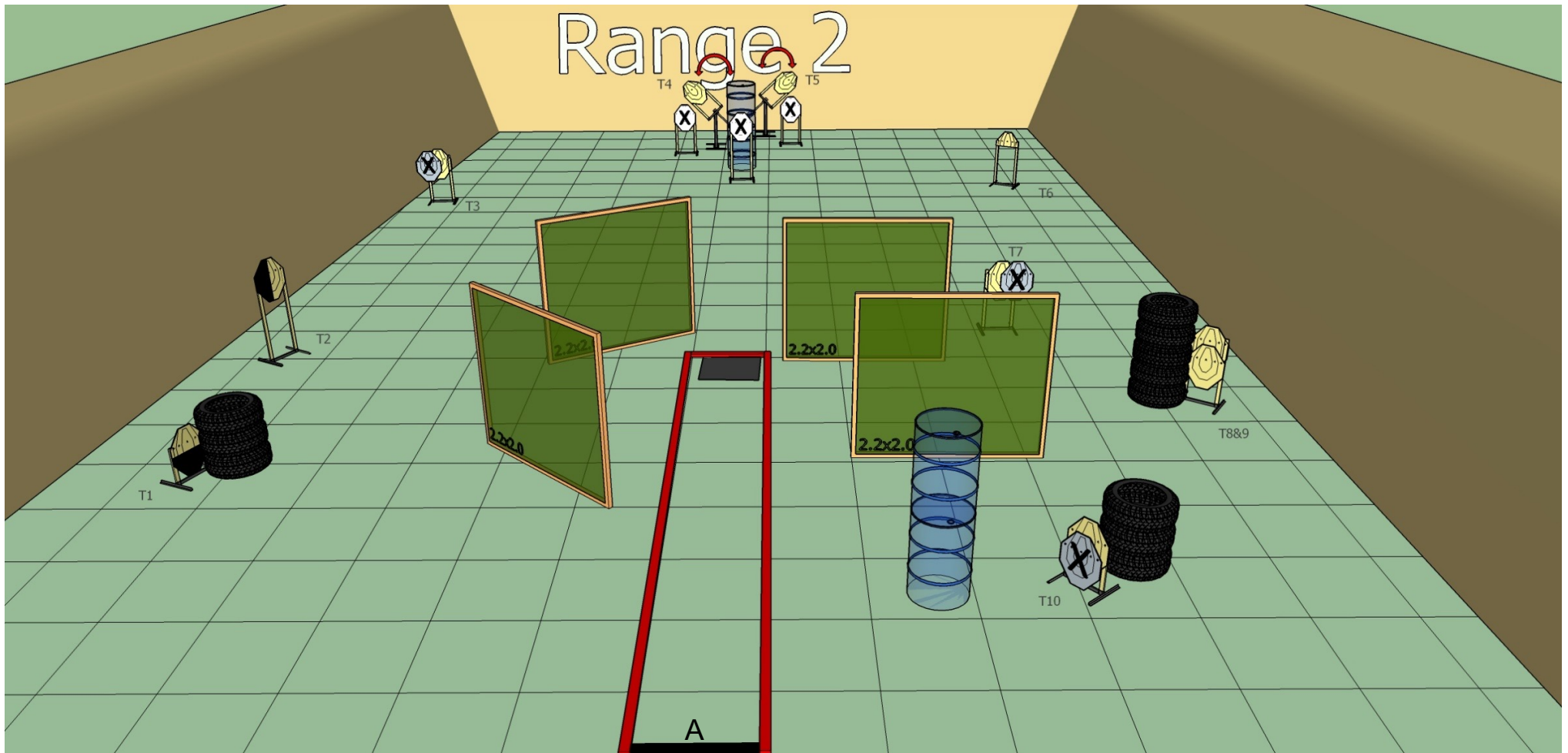
Distance: 5-15 m

Ready condition: Option 2

Time starts: Audible Signal

Start position: Competitor starts standing anywhere in the demarcated area. Standing erect, with the firearm in the ready condition, held in strong hand only, stock touching the competitor at hip level, barrel parallel to the ground, trigger guard downwards, muzzle pointing downrange with the fingers outside the trigger guard [as demonstrated].

Procedure: On signal engage targets with 1 shot per target while remaining in the demarcated area



RANGE OFFICER BRIEFING

Stage 2 - Range 2

Distance: 5-20 m


Ready condition: Option 1

Time starts: Audible Signal

Start position: Competitor starts standing with heels touching A. Standing erect, with the firearm in the ready condition, stock touching the competitor at hip level, barrel parallel to the ground, trigger guard downwards, muzzle pointing downrange with the fingers outside the trigger guard [as demonstrated].

Procedure: On signal engage targets while remaining in the demarcated area. Bear trap activates swingers T4 & T5 which remains visible.

20	10	-	Yes	0	-	-	-



RANGE OFFICER BRIEFING

Stage 3 - Range 3

Distance: 5-15 m

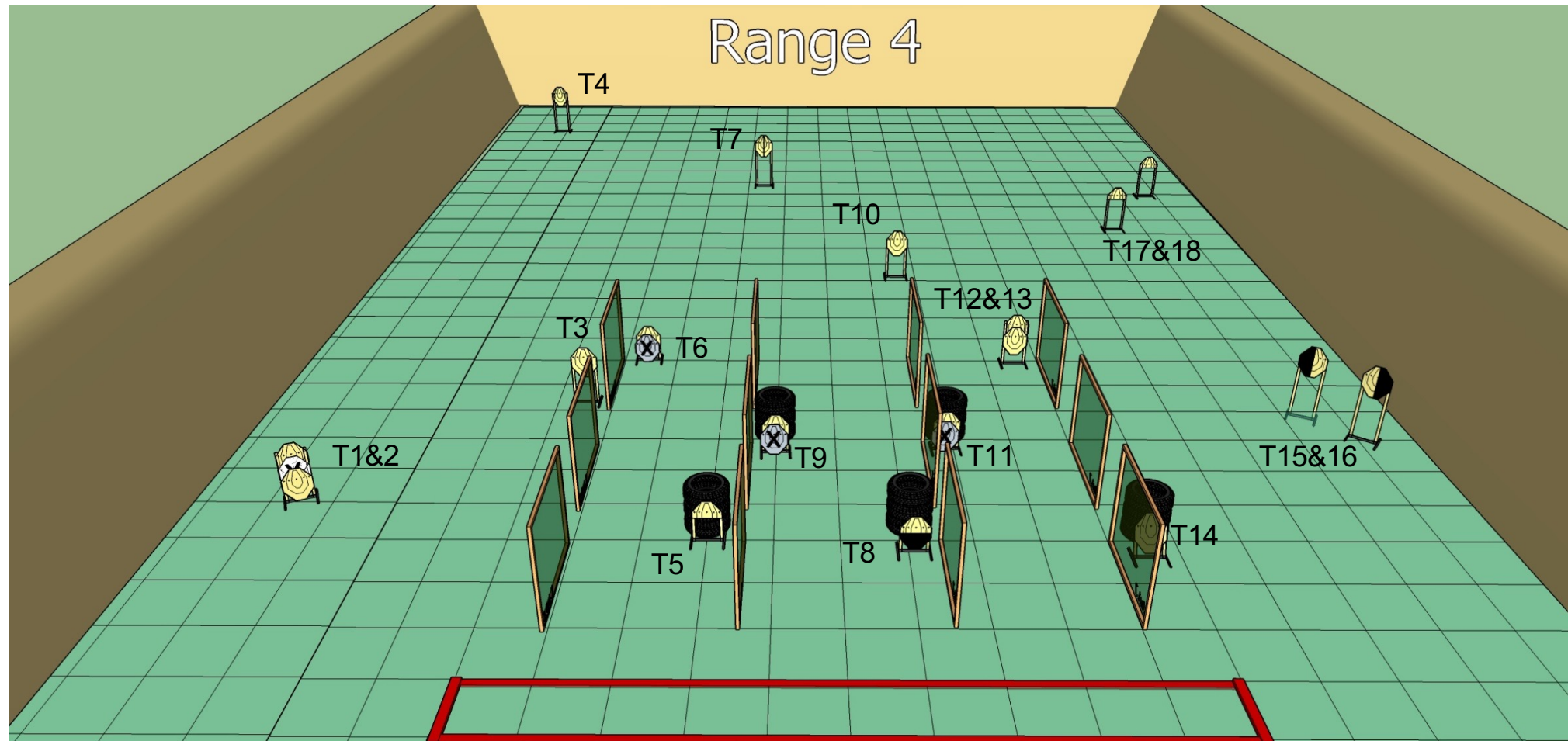
Ready condition: Option 1

Time starts: Audible Signal

Start position: Competitor starts standing anywhere in the demarcated area. Standing erect, with the firearm in the ready condition, held in both hands, stock touching the competitor at hip level, barrel parallel to the ground, trigger guard downwards, muzzle pointing downrange with the fingers outside the trigger guard [as demonstrated].

Procedure: On signal engage targets while remaining inside the demarcated area. Opening the window/door will activate swinging target T12 that remains visible.

24	12	-	Yes	-	-	-	-



RANGE OFFICER BRIEFING

18	18	-	Yes	-	-	-	-

Stage 4 - Range 4

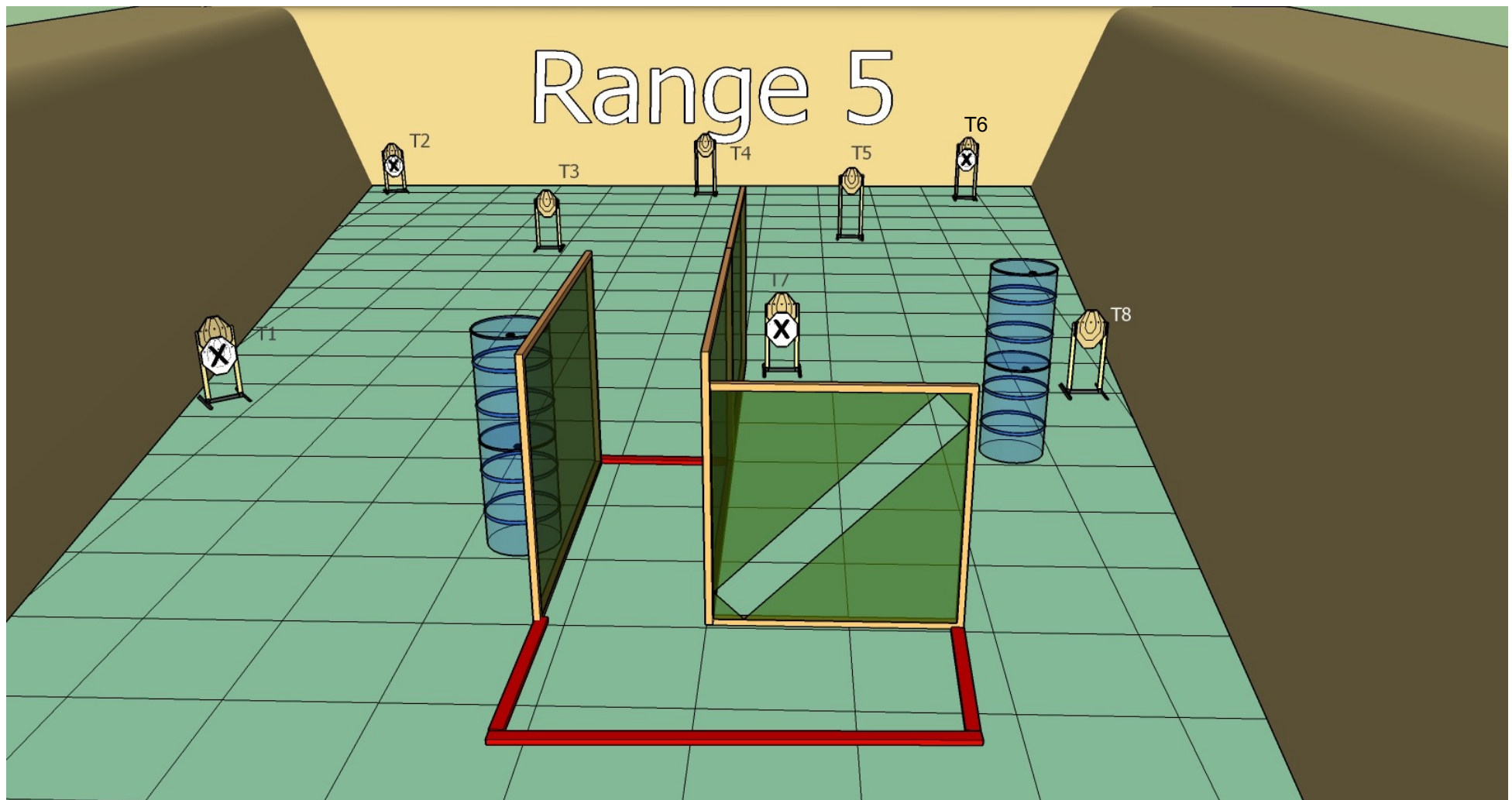
Distance: 5-30 m

Ready condition: Option 1

Time starts: Audible Signal

Start position: Competitor starts standing anywhere in the demarcated area. Standing erect, with the firearm in the ready condition, held in both hands, stock touching the competitor at hip level, barrel parallel to the ground, trigger guard downwards, muzzle pointing downrange with the fingers outside the trigger guard [as demonstrated].

Procedure: On signal engage targets with 1 shot per target while remaining inside the demarcated area



RANGE OFFICER BRIEFING

Stage 5 - Range 5

Distance: 6-16 m

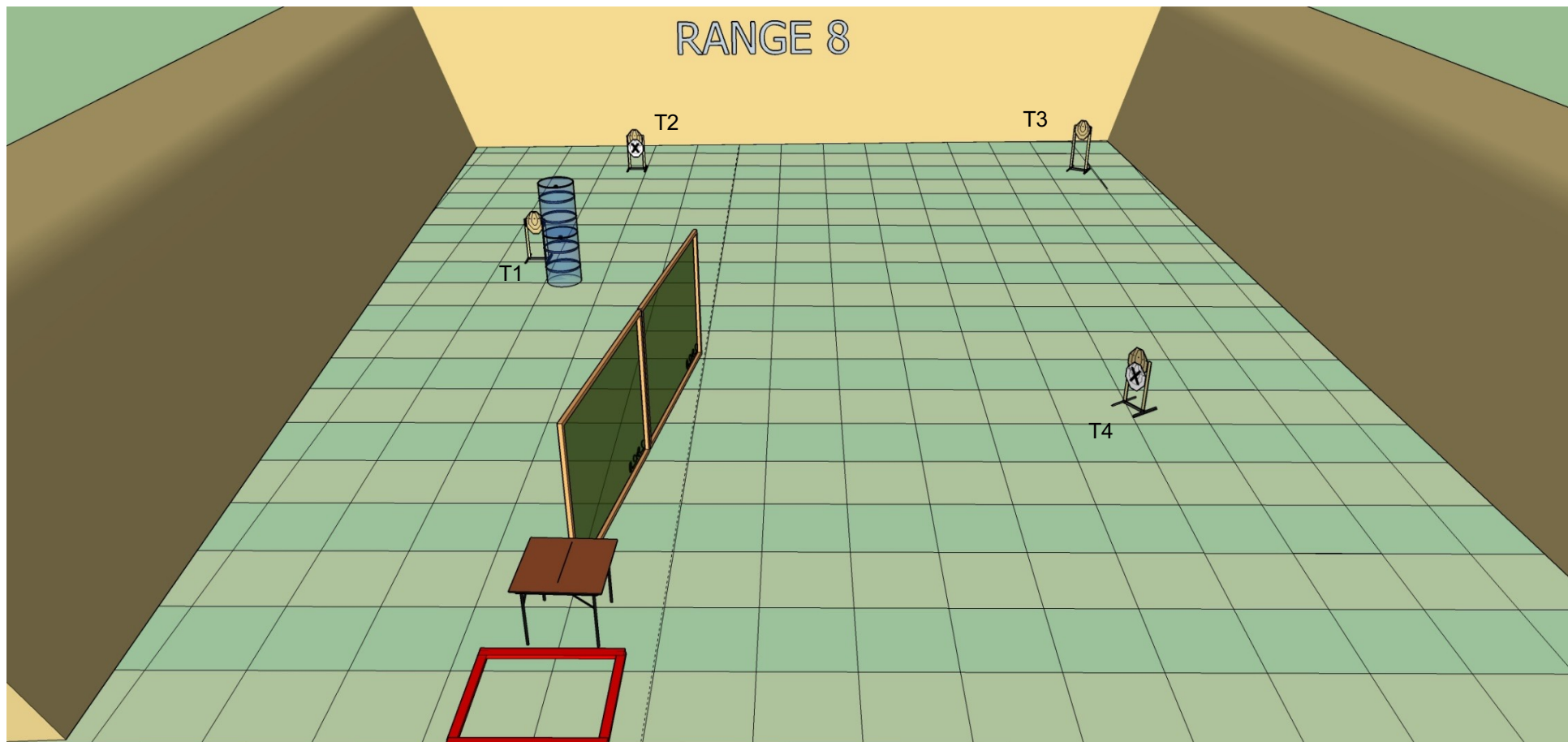
Ready condition: Option 1

Time starts: Audible Signal

Start position: Competitor starts standing anywhere in the demarcated area. Standing erect, with the firearm in the ready condition, held in both hands, stock touching the competitor at hip level, barrel parallel to the ground, trigger guard downwards, muzzle pointing downrange with the fingers outside the trigger guard [as demonstrated].

Procedure: On signal engage targets while remaining inside the demarcated area.

16	-	8	Yes	-	-	-	-



RANGE OFFICER BRIEFING

Stage 6 - Range 8

Distance: 10-30 m

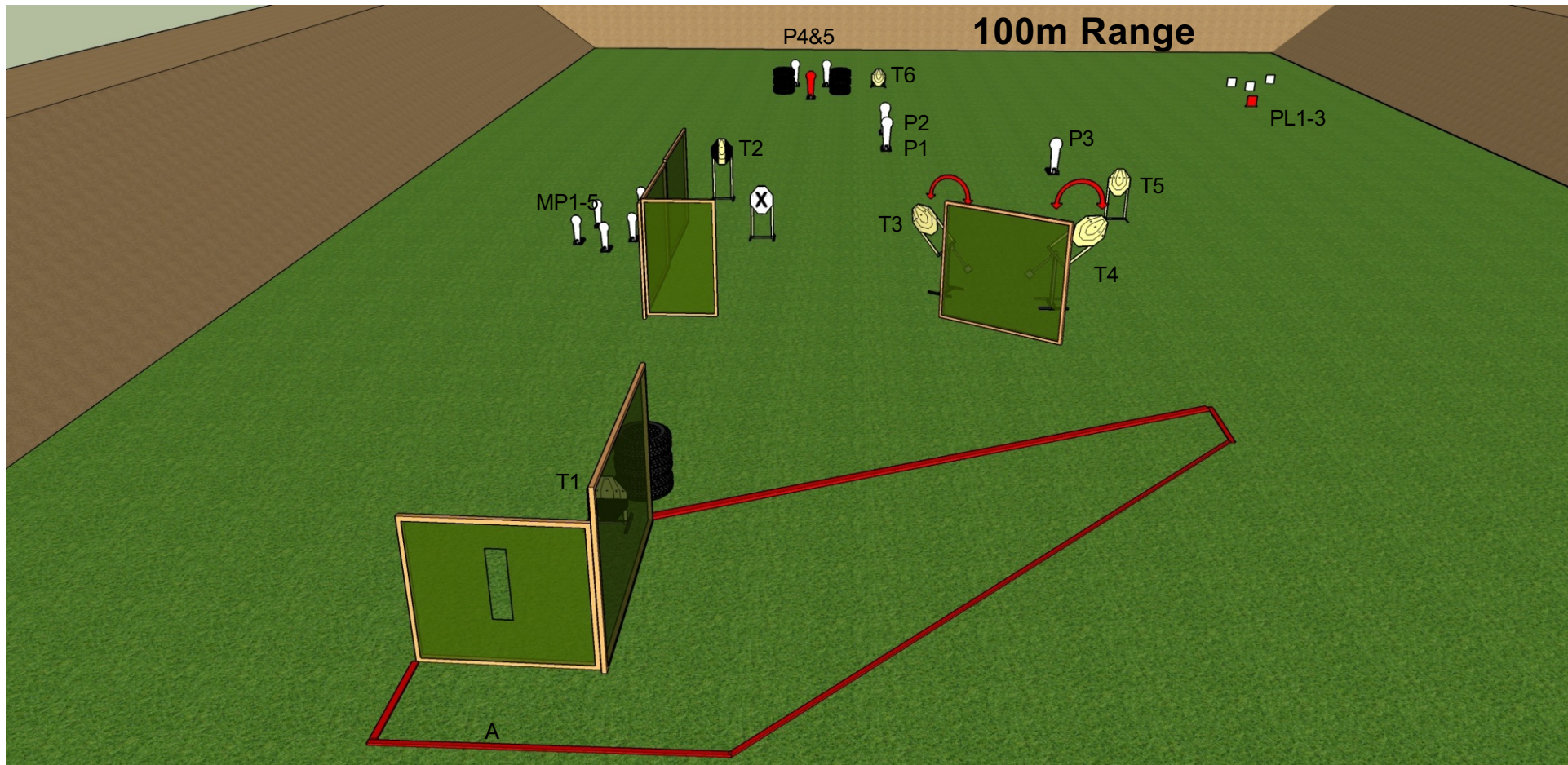
Ready condition: Option 3

Time starts: Audible Signal

Start position: Competitor starts standing erect behind the table in the demarcated area. Firearm in the ready condition is placed flat on the table with muzzle pointing downrange [as demonstrated].

Procedure: On signal engage targets while remaining inside the demarcated area.

8	-	4	Yes	-	-	-	-



RANGE OFFICER BRIEFING

25	6	-	Yes	3	-	5	5

Stage 7 - 100m Range

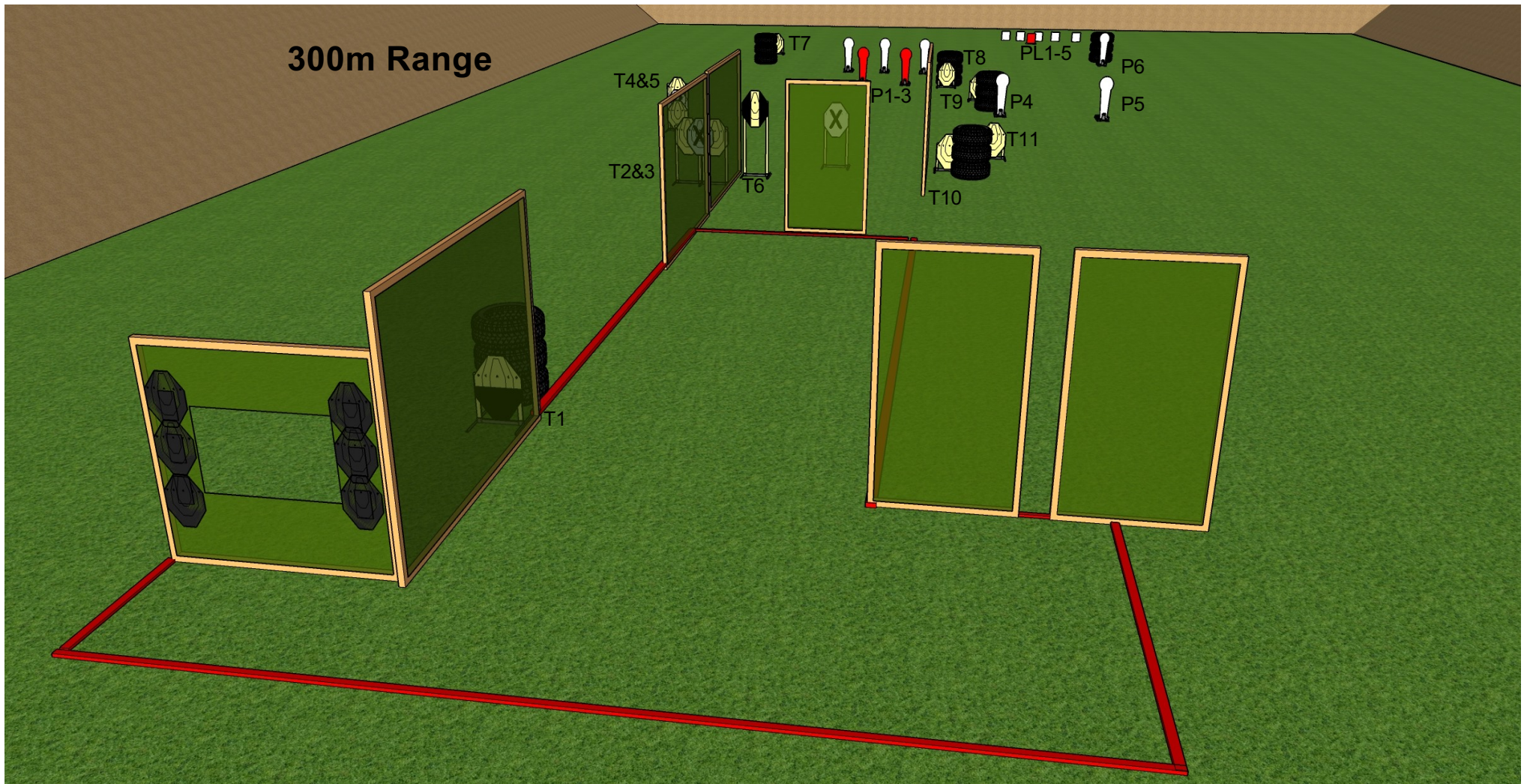
Distance: 15-80m

Ready condition: Option 1

Time starts: Audible Signal

Start position: Competitor starts standing with both heels touching A. Standing erect, with the firearm in the ready condition, held in both hands, stock touching the competitor at hip level, barrel parallel to the ground, trigger guard downwards, muzzle pointing downrange with the fingers outside the trigger guard [as demonstrated].

Procedure: On signal engage targets while remaining inside the demarcated area. P3 activates swinging targets T3 & T4 that remains visible



RANGE OFFICER BRIEFING

Stage 8 - 300m Range

Distance: 5-200 m

Ready condition: Option 1

Time starts: Audible Signal

Start position: Competitor starts standing anywhere in demarcated area. Standing erect, with the firearm in the ready condition, held in both hands, stock touching the competitor at hip level, barrel parallel to the ground, trigger guard downwards, muzzle pointing downrange with the fingers outside the trigger guard [as demonstrated].

Procedure: On signal engage targets while remaining inside the demarcated area.

33	11	-	Yes	5	-	-	6