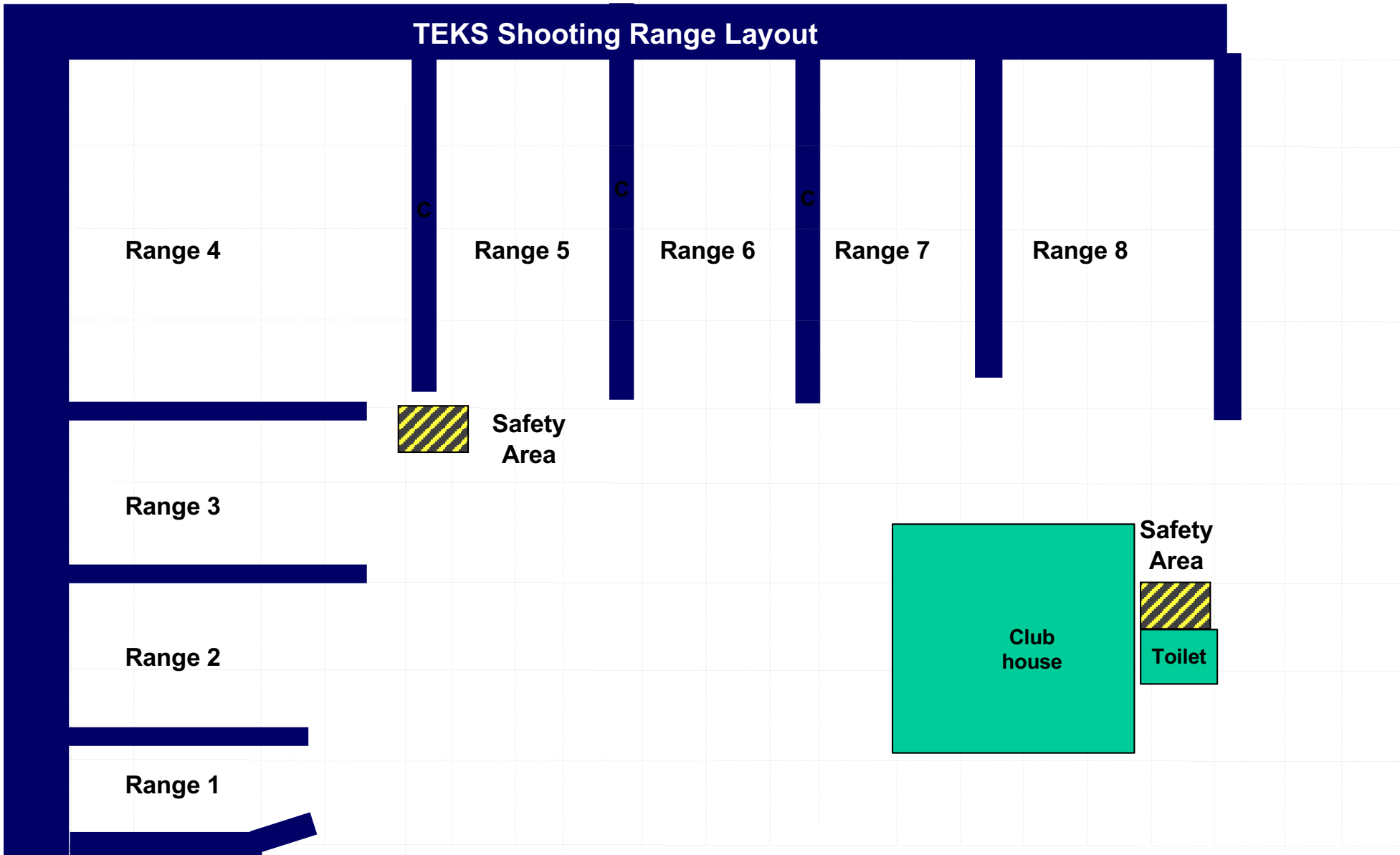


MPSA LEAGUE 1

04 - 05 FEB 2023

**TEKS Shooting Club
TRICHARDT**

TEKS Shooting Range Layout

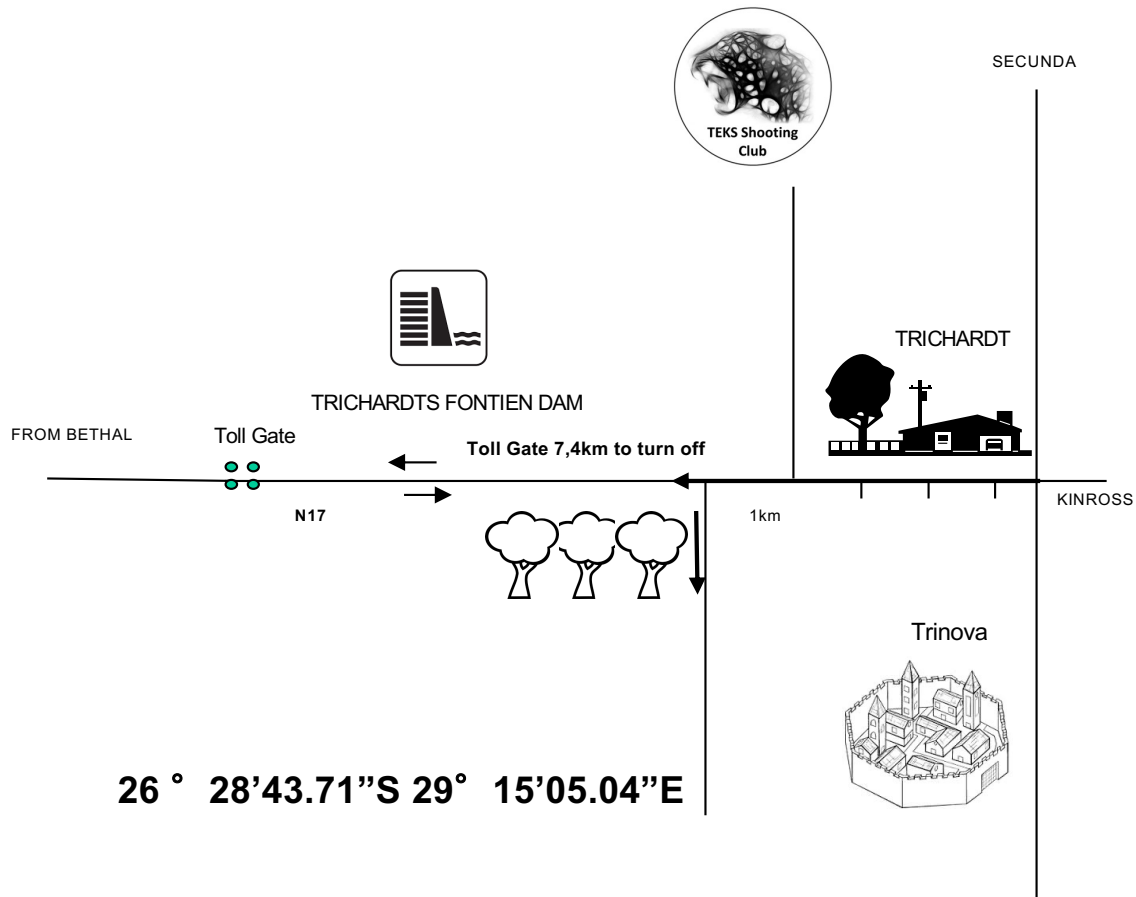


- T=IPSC target
- MT=IPSC mini target
- PL= IPSC plate
- P=IPSC popper
- MP=IPSC mini popper
- M=Mover
- Number on paper targets =placement of target or mover

Gate

Parking Area
(OUTSIDE RANGE AREA)

TEKS SHOOTING CLUB



26 ° 28'43.71\"S 29° 15'05.04\"E

STAGES

Stage	Range	Rounds		
1	1	18		
2	2	22		
3	3	22		
4	4	33		
5	5	12		
6	6	12		
7	7	12		
8	8	32		
		163		

RULES

- The competition will be run according to the current IPSC rules.
- The wearing of eye and ear protection will be required during all stages of the match for participants and spectators
- Additional non shoots or barricades may be added to stages if necessary.
- Registration takes place from 08:30 to 08:45
- The shooting competition commences 9:00.
- Competitors may enter more than one discipline or division but not on the same day.
- Dedicated status points will only count once .
- MPSA log points will count for each additional division or discipline.
- Only the first score per discipline or division will be used for log .

MATCH DIRECTOR: Jan Strydom / Hendrik Engelbrecht

ARBITRATORS: Will be appointed on the day

Arbitration fee : R200.00

Range Master:

Chrissie Wessels


CRO:

Martin van Zyl

STATS OFFICER:

Madeleine Engelbrecht

Range 1



RANGE OFFICER BRIEFING

18	4	0	Yes	5	5	0


Stage 1

Ready condition: PCC :Option 3 Handgun: unloaded

Time starts: Audible Signal.

Start position: Standing relaxed both heels touching A facing directly downrange as demonstrated. No variants of this starting position will be allowed.

Procedure: On signal engage targets while remaining in the demarcated area.



RANGE OFFICER BRIEFING

22	10	0	No	1	0	1

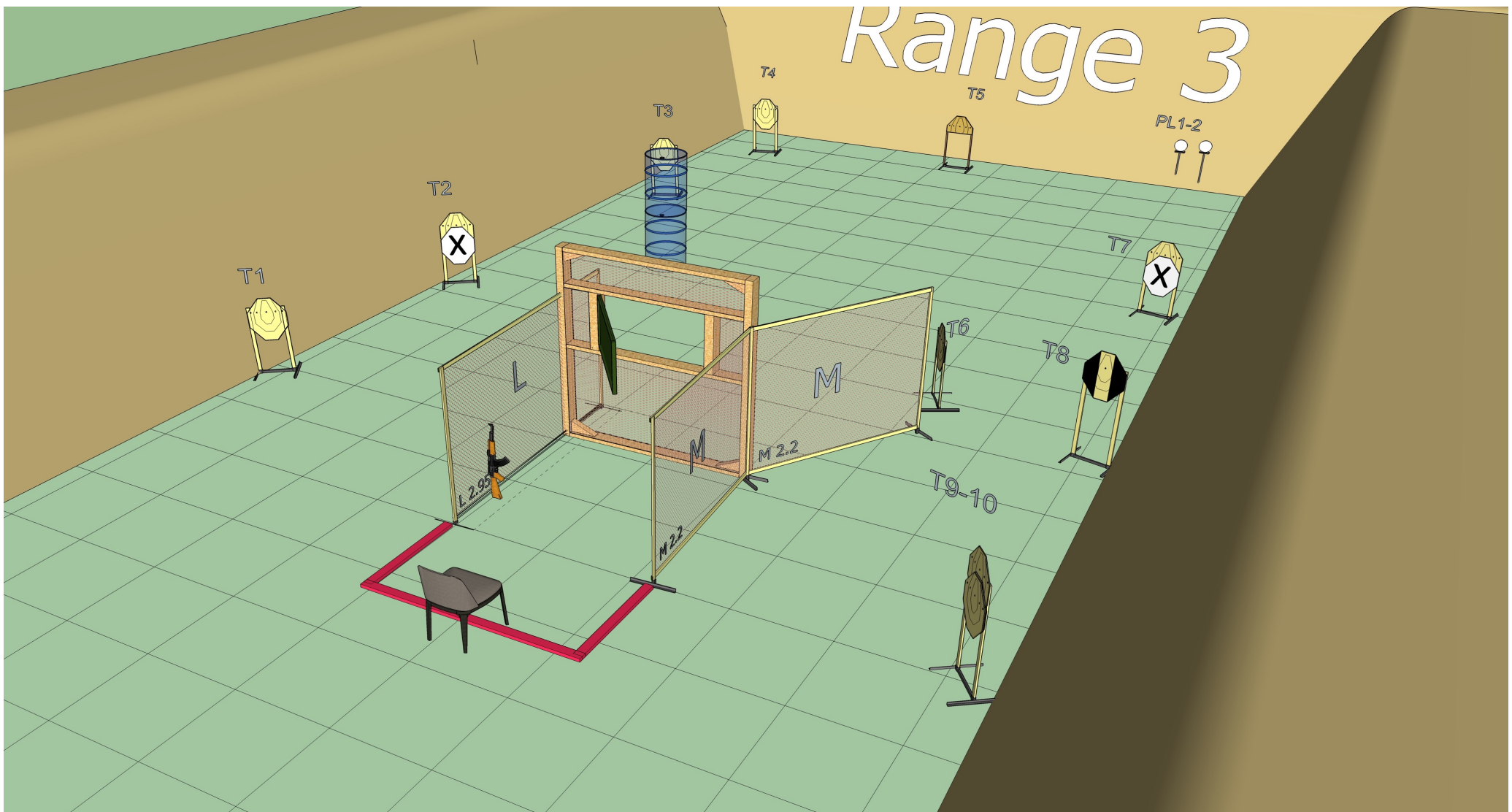
Stage 2

Ready condition: PCC :Option 1

Time starts: Audible Signal.

Start position: Standing relaxed anywhere in the demarcated area facing directly downrange as demonstrated. No variants of this starting position will be allowed.

Procedure: On signal engage targets while remaining in the demarcated area. P1 activates S6-7 they will remain visible at rest.



RANGE OFFICER BRIEFING

22	10	0	Yes	2	0	0


Stage 3

Ready condition : PCC: Option 3

Time starts: Audible Signal.

Start position: Sitting relaxed back against backrest hands on knees facing directly downrange as demonstrated. No variants of this starting position will be allowed. Rifle in rack

Procedure On signal engage targets while remaining in the demarcated area.



RANGE OFFICER BRIEFING








Stage 4

Ready condition : PCC: Option 1


Time starts: Audible Signal.

Start position: *Standing relaxed anywhere in the demarcated area facing directly downrange as demonstrated. No variants of this starting position will be allowed.*

Procedure On signal engage targets while remaining in the demarcated area.

						
33	15	0	Yes	3	0	0

Range 5



RANGE OFFICER BRIEFING








Stage 4

Ready condition PCC: Option 2 Handgun: loaded chamber empty

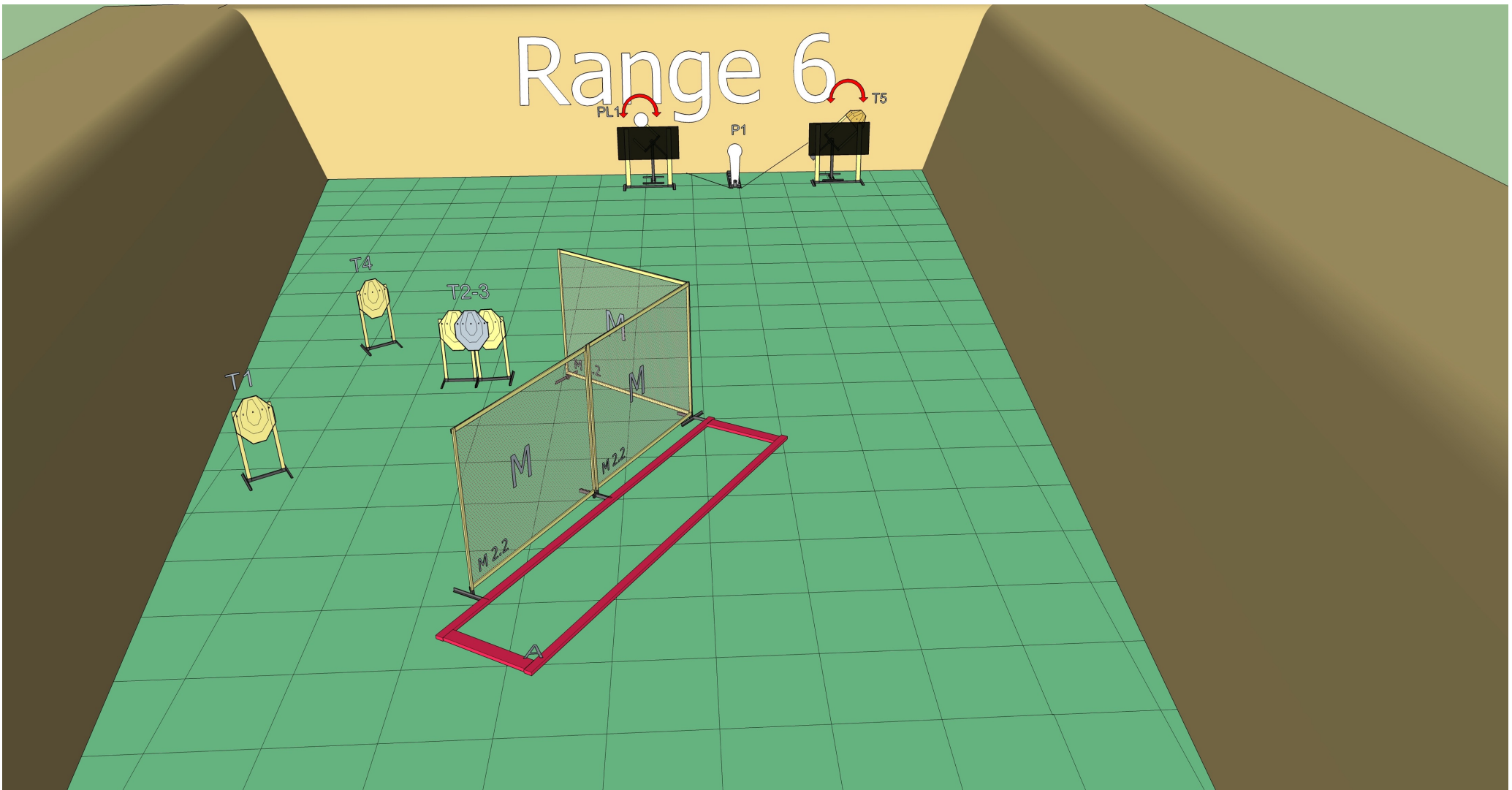
Time starts: Audible Signal.

Start position: Standing relaxed anywhere in the demarcated area facing directly downrange as demonstrated. No variants of this starting position will be allowed.








Procedure: On signal engage targets while remaining in the demarcated area.

						
12	6	0	Yes	0	0	0

Range 6



RANGE OFFICER BRIEFING

						
12	5	0	Yes	1	0	1


Stage 5

Ready condition PCC Option 1

Time starts: Audible Signal

Start position: Standing relaxed both heels touching A facing directly downrange as demonstrated. No variants of this starting position will be allowed.

Procedure: On signal engage targets while remaining in the demarcated area. P1 activates PL1 and S5 they will remain visible at rest.



RANGE OFFICER BRIEFING

12	0	6	No	0	0	0

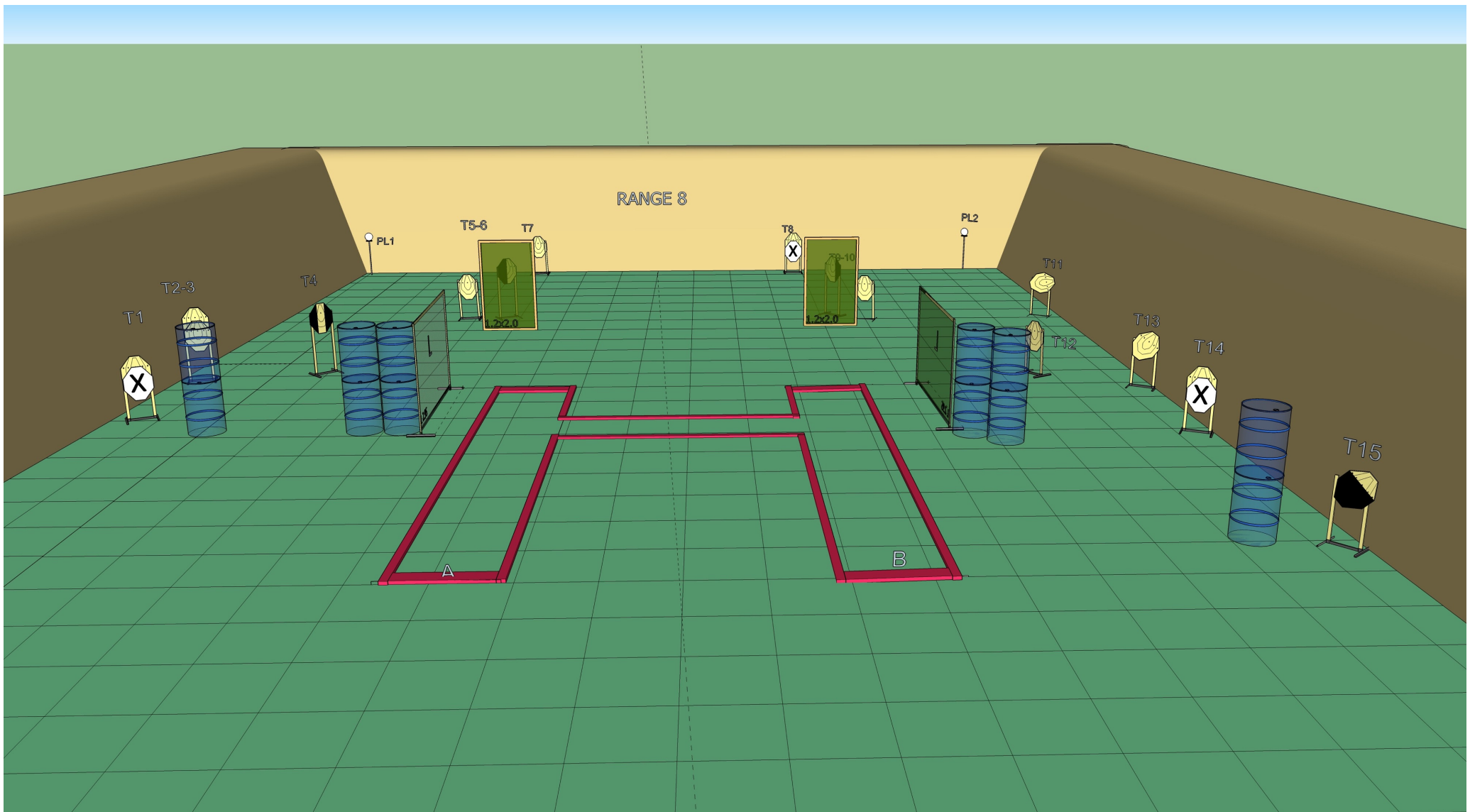
Stage 6

Ready condition PCC Option 1

Time starts: Audible Signal

Start position: Standing relaxed anywhere in the demarcated area facing directly downrange as demonstrated. No variants of this starting position will be allowed.

Procedure: On signal engage targets while remaining in the demarcated area



RANGE OFFICER BRIEFING

32	15	0	Yes	2	0	0

Stage 8

Ready condition : PCC: Option 1

Time starts: Audible Signal.

Start position: Standing relaxed both heels touching A or B facing directly downrange as demonstrated. No variants of this starting position will be allowed.

Procedure On signal engage targets while remaining in the demarcated area.