

**MPSA Handgun & PCC League
No 4 Saturday 01st July 2023**



White River Shooting Club

MPSA Handgun & PCC League 4



Hosted by

**White River
Practical
Shooting Club**



Est. 1969

VENUE: White River Shooting Range

DATE: 01st July 2023

REGISTRATION: 07H30 to 08H45

RO BRIEFING: 08H00 to 08H30

SHOOT START: 09H00

ENTRY FEE: R200.00

**10 Stages,
1060 Points, 212 Shots**

Ratio 5 Short, 3 Medium, 2 Long

All steel Targets will be White,

All steel no shoots will be Red,

All paper targets will be Brown,

All paper no shoots will be White,

RULES

- The competition will be run according to the current IPSC rules.
- The wearing of eye and ear protection will be required during all stages of the match for participants and spectators.
- Course design may be altered to enhance the stages / safety of all competitors and spectators.
- No bagging, un-bagging or indexing will be allowed on the line.
- Entry Fee R200.00, payable in advance.

Note: Catering will be available on the range, unless otherwise announced.

MATCH DIRECTOR: Gideon Botha,

RANGE MASTER: Mitch McAllister,

ARBITRATORS: Three delegates to be appointed by the Match Director as and when required,

CHIEF RO: Chrissie Wessels

Note: Range Assistants will be available to assist each squad at a cost of R50.00 per shooter. This is payable with your match entry fee as indicated on Practiscore. If there are any objections to this arrangement, please contact the match director at least 1 week prior to the match.



Stage 1, Range 1 – Long Course,

START POSITION: Shooter starts at A, facing down range. Handgun loaded and holstered. PCC loaded Option 1.

STAGE PROCEDURE

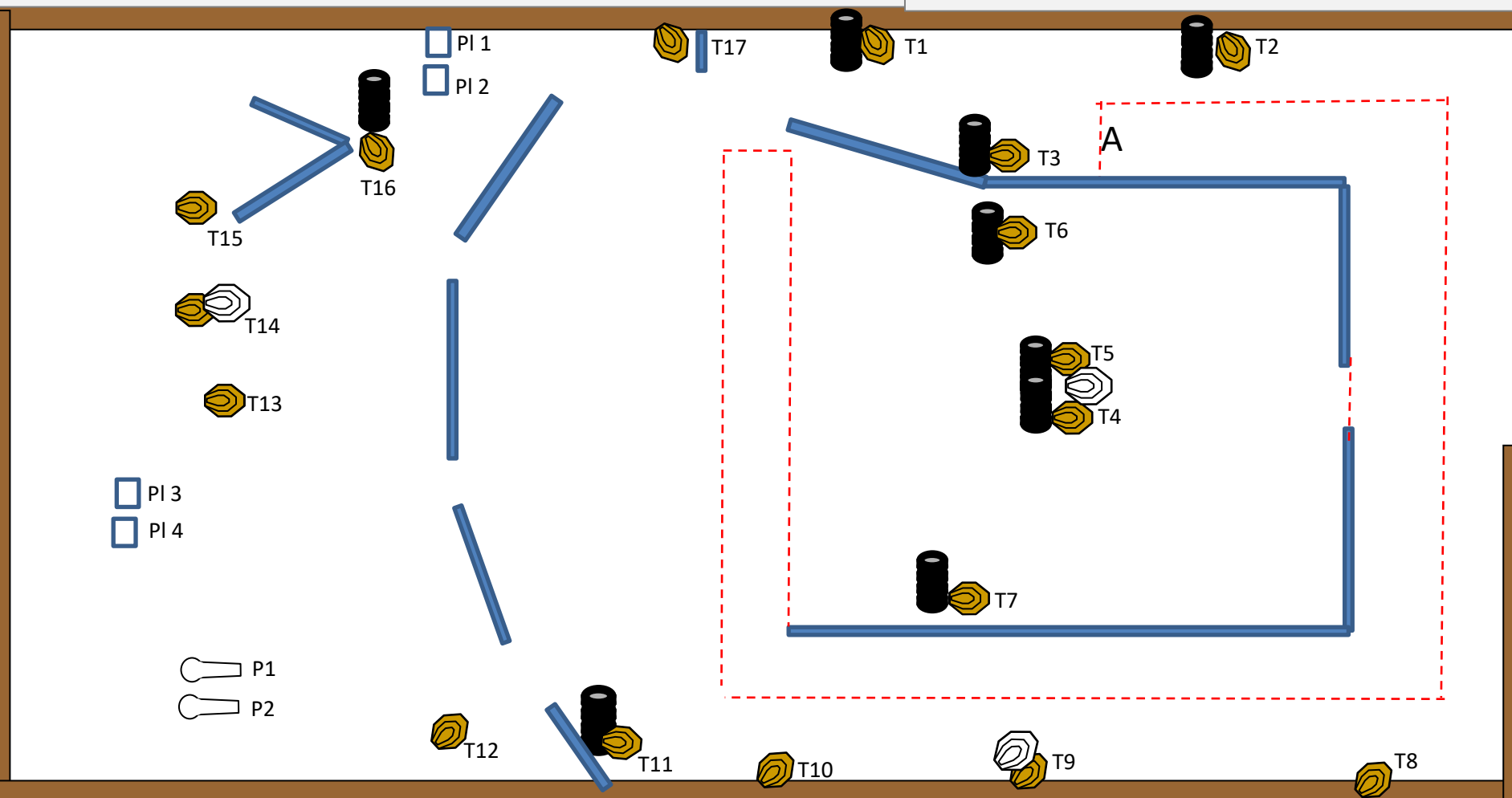
On audible start signal engage targets whilst remaining in the demarcated area.

DISTANCES: 3 to 16 meters.

Note: For handgun, Rule 1.1.5.1 applies to increased maximum round count.

MINIMUM ROUNDS: 40
Score 200 points,

TARGETS:
17 x IPSC,
4 Plates,
2 Poppers,
Some no shoots.

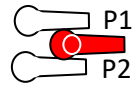


Stage 2, Range 2 – Short Course

START POSITION: Competitor starts anywhere in the demarcated area, facing down range.
Handgun is loaded and holstered, PCC is loaded Option 1.



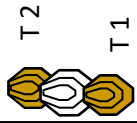
T4 T5



P1
P2



T3



T2

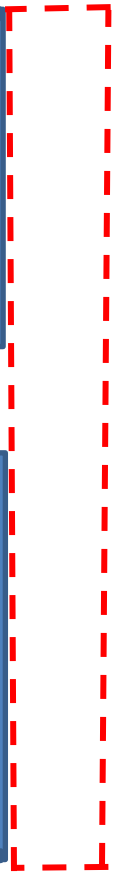
T1

STAGE PROCEDURE
On audible start signal engage targets as they become visible, whilst remaining in the demarcated area.

DISTANCES: 8 to 10 m

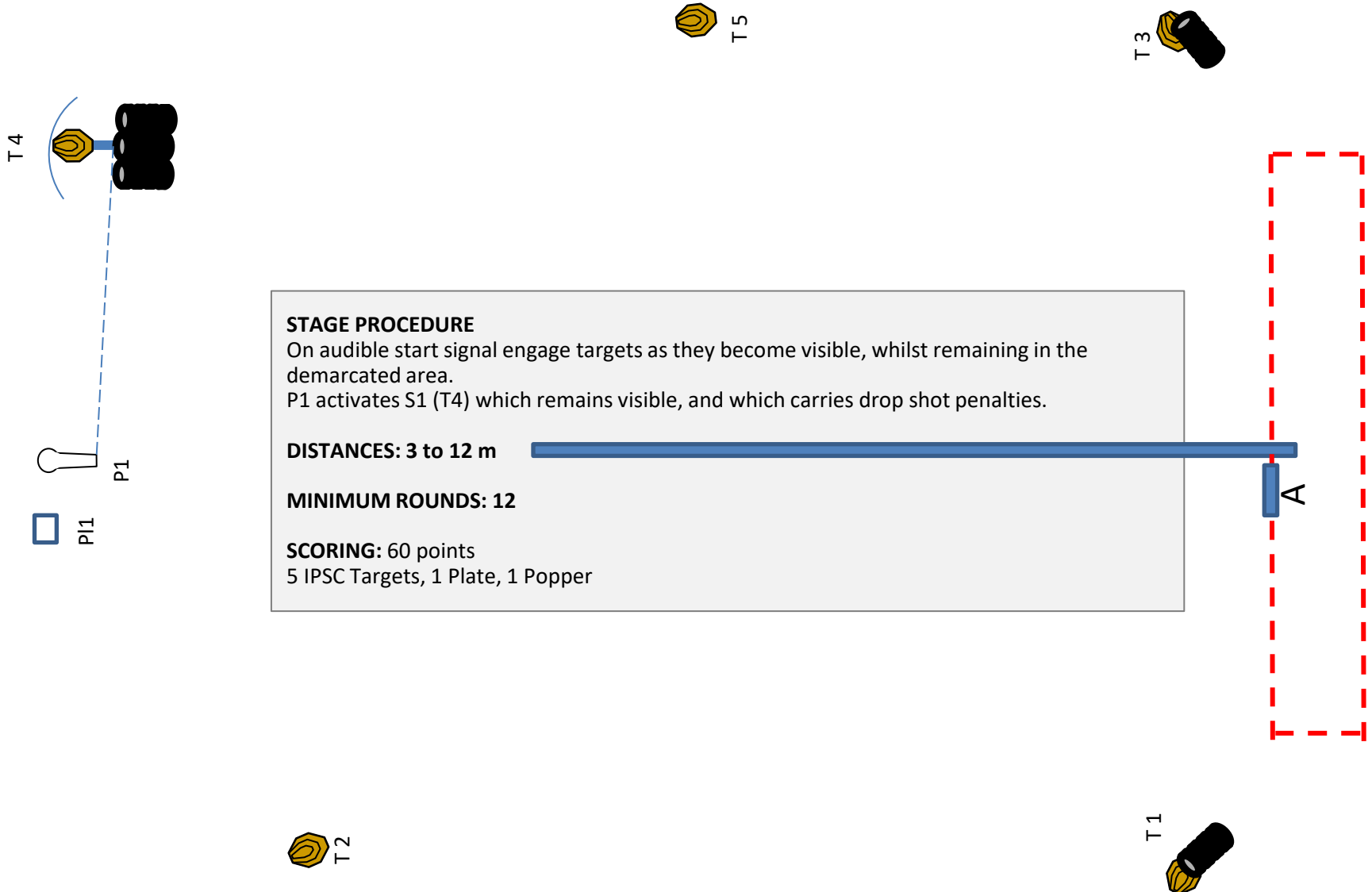
MINIMUM ROUNDS: 12

SCORING: 60 points
5 IPSC Targets,
2 Poppers,
Some no shoots.



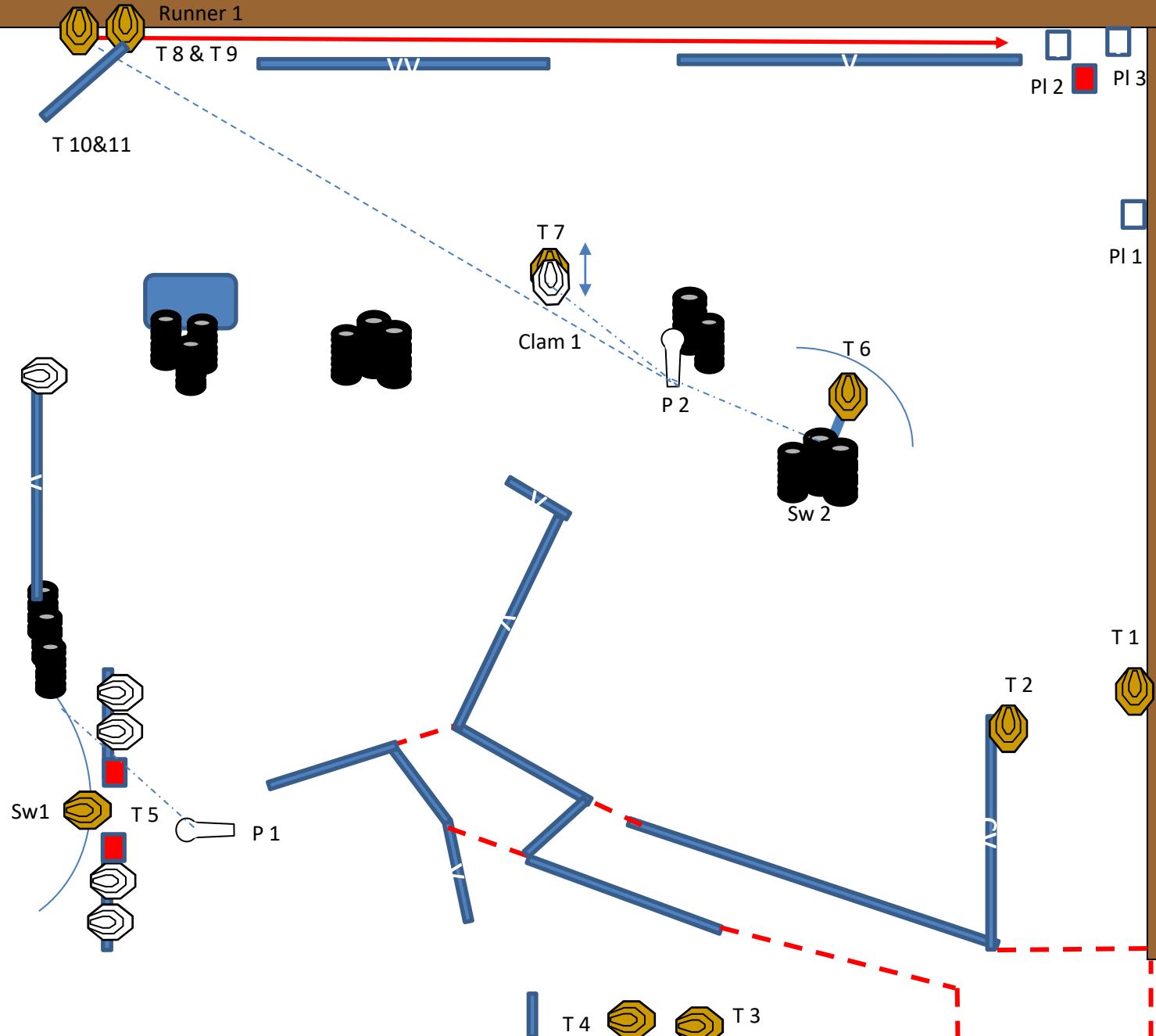
Stage 3, Range 3 – Short Course

START POSITION: Competitor starts standing at A, both toes touching the mark as indicated, handgun loaded, chamber empty. PCC is loaded option 2.



Stage 4, Range 4 – Medium Course

START POSITION: Shooter starts anywhere facing down range, handgun loaded and holstered, PCC loaded option 1.



STAGE PROCEDURE

On audible start signal engage targets as they become visible, whilst remaining in the demarcated area.

DISTANCES: 3 to 25m
Note: 270 Degree Range, with safety angles as indicated.

MINIMUM ROUNDS:

- 23 Shots
- SCORING: 115 points
- 9 IPSC Targets
- 2 Popper
- 3 Plates
- Several no shoot targets

P1 activates Sw1 (T5), which remain visible.

P2 activated Sw2 (T6), Clam 1 (T7), and runner 1 (T8 & T9), all of which remains visible.



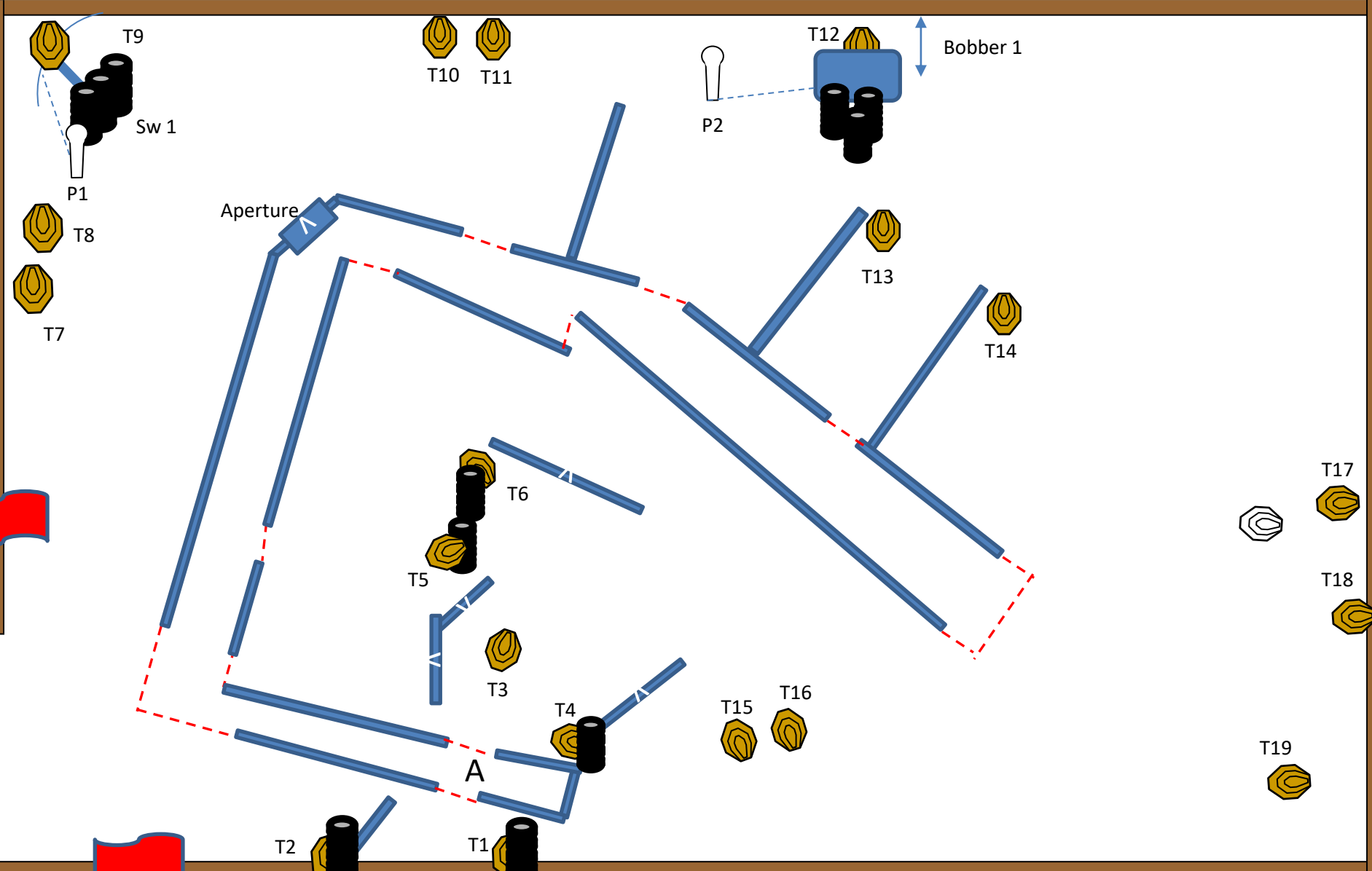
Stage 5, Range 5 – Long Course

START POSITION: Shooter starts at A.

The handgun is loaded and holstered. PCC is loaded option 1. On signal engage targets as they become visible.

3 to 8 meters, Minimum shots : 40, comprising, 200 points. 19 IPSC Targets 2 Poppers. P1 activated Sw 1 (T9), which remains visible.

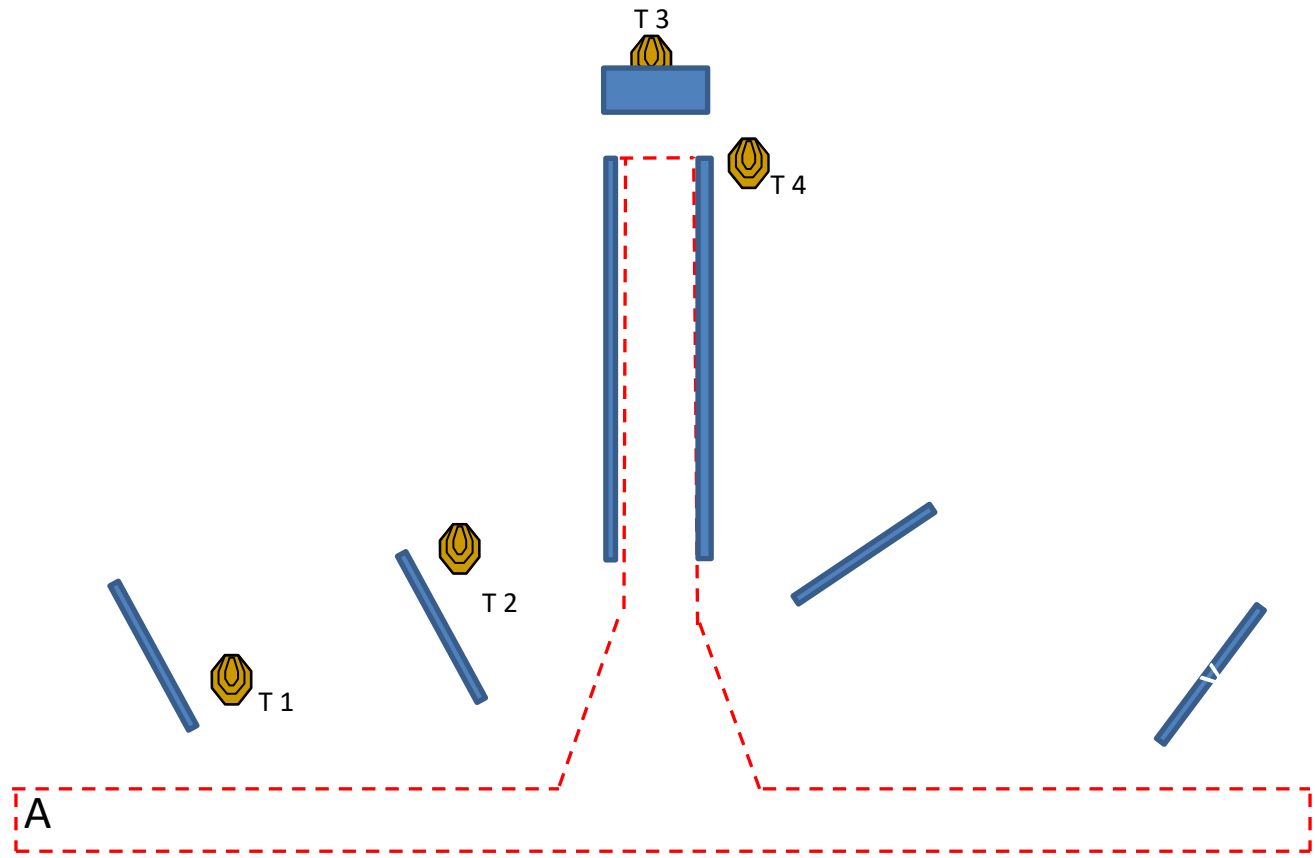
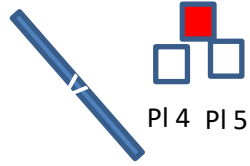
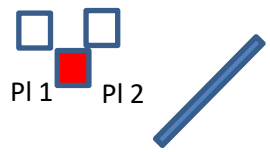
P2 activates Bobber 1 (T12) which remains visible. The range is **270 Degree Range, with safety angles as indicated.**





Stage 6, Range 6 – Short Course

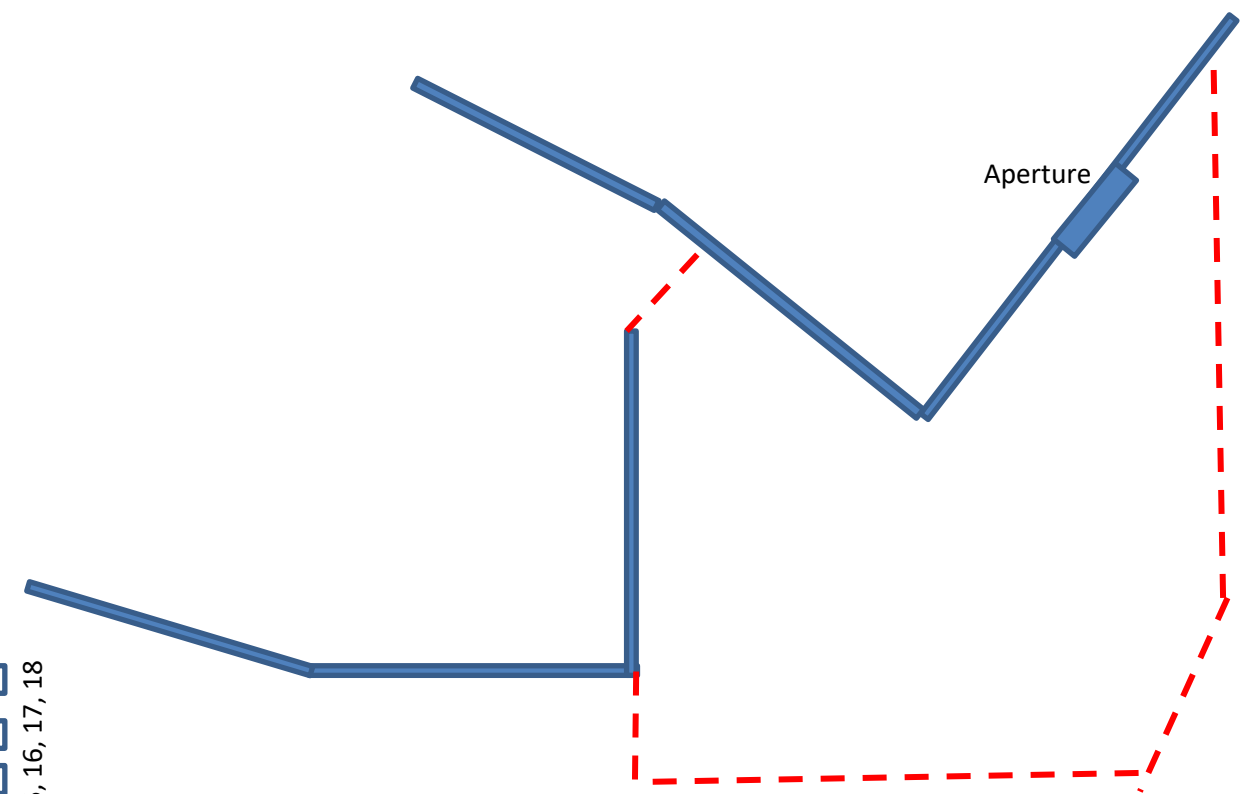

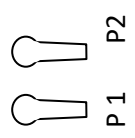
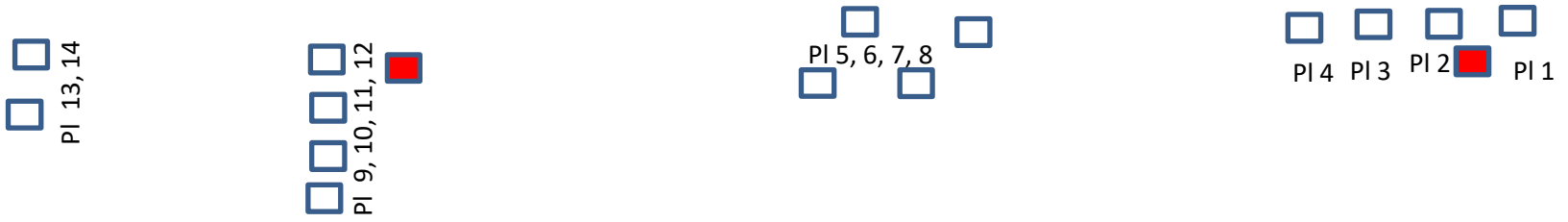
START POSITION: Shooter starts at A facing down range. Handgun unloaded. PCC is unloaded Option 3.
STAGE PROCEDURE : On audible start signal engage targets whilst remaining in the demarcated area.
DISTANCES: 5 to 15 meters. 12 shots, 60 Points, 4 IPSC Targets, 4 Plates, and a number of no shoots.



Stage 7, Range 7 – Medium Course

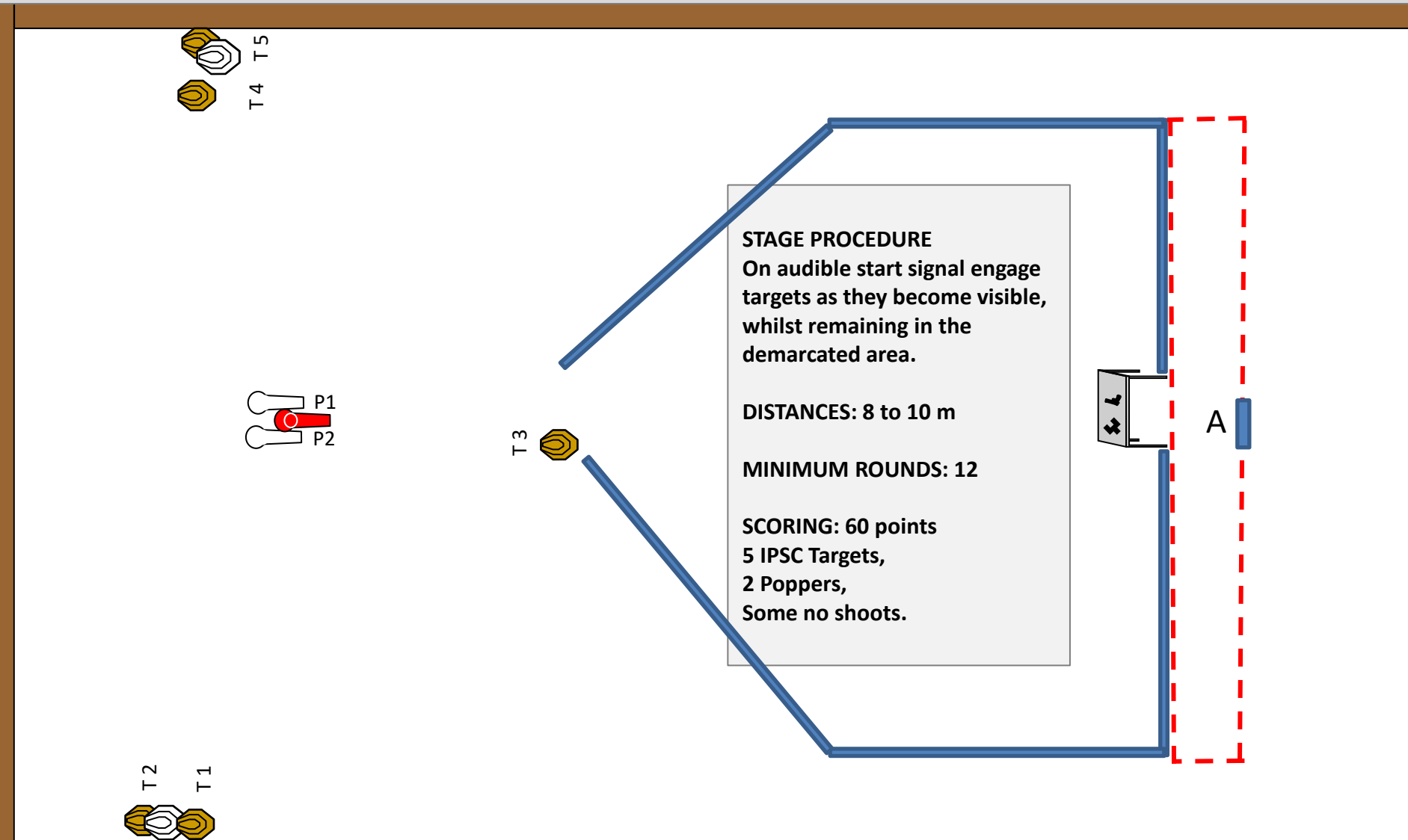


START POSITION: Shooter starts anywhere, facing down range.
Handgun loaded and holstered. PCC option 1. On Audible signal engage targets as they become visible, whilst remaining in the demarcated area. Shots : 24. 120 Points, 22 Plates, 2 poppers.
Note, for PCC one compulsory mag change is required before firing the last shot.



Stage 8, Range 2 – Short Course

START POSITION: Competitor starts at A, facing up-range, hands surrender, fingers interlocked as indicated.
Handgun is unloaded and placed on the table as indicated. PCC is unloaded Option 3 and is placed on the table as indicated.
All mags required are placed on the table.

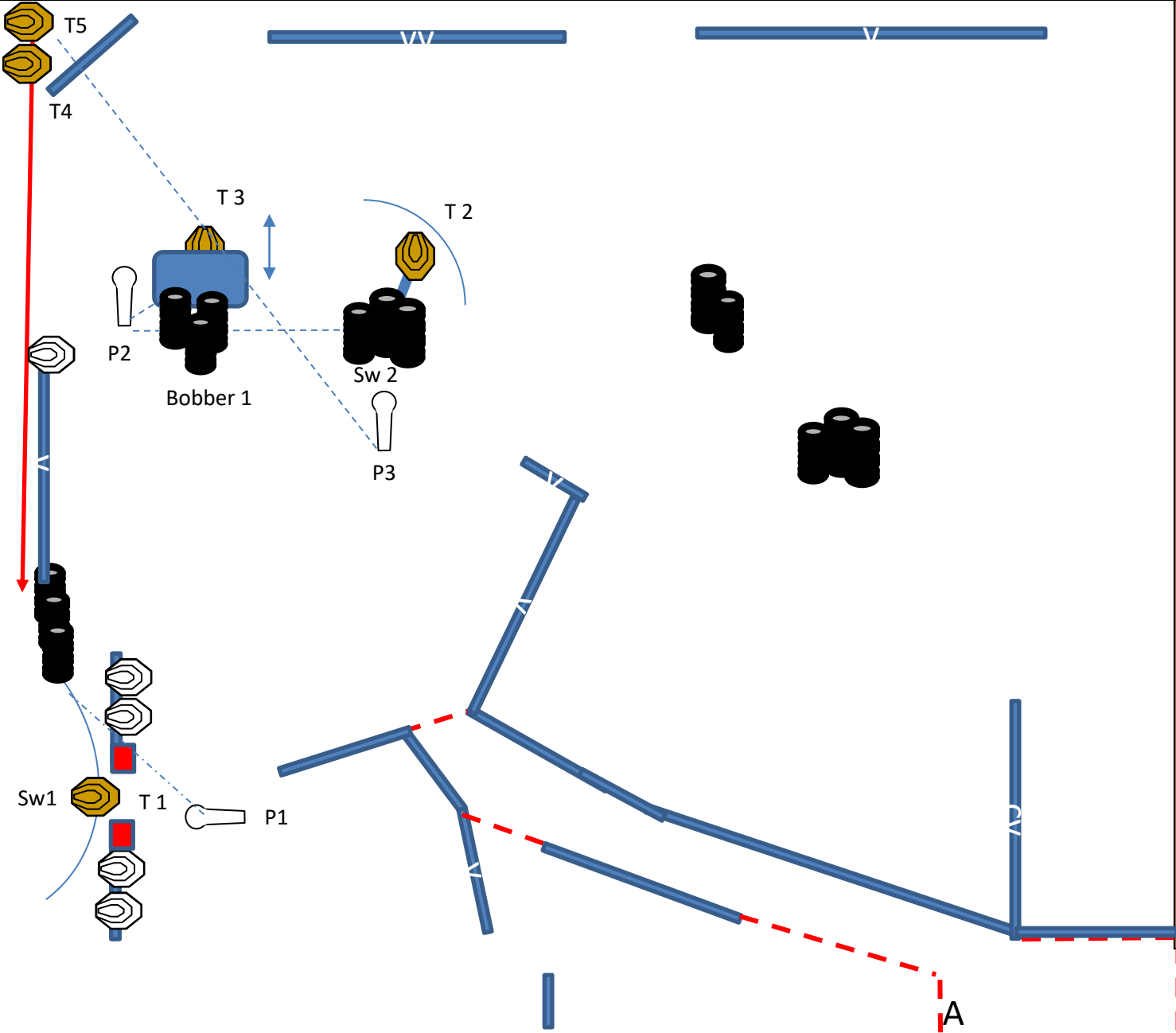


Stage 9, Range 4 – Medium Course

START POSITION: Shooter starts at A, facing down range, handgun loaded and holstered, PCC loaded option 1.



R
U
N
N
E
R
1



STAGE PROCEDURE

On audible start signal engage targets as they become visible, whilst remaining in the demarcated area.

DISTANCES: 3 to 25 m

Note: 270 Degree Range, with safety angles as indicated.

MINIMUM ROUNDS:

13 Shots

SCORING: 65 points

5 IPSC Targets

3 Popper

Several no shoot targets

P1 activates Sw 1 (T1), which remain visible.

P2 activated the Sw 2 (T2) and bobber 1 (T3) which remain visible.

P3 activated runner 1 (T4&T5) which remain visible.



Stage 10, Range 6 – Medium Course

START POSITION: Shooter starts anywhere facing down range. Handgun loaded. PCC is loaded Option 1.
STAGE PROCEDURE : On audible start signal engage targets whilst remaining in the demarcated area.
DISTANCES: 5 to 15 meters. 24 shots, 120 Points, 9 IPSC Targets, 6 Plates, and a number of no shoots.

