

MPSA HG & PCC LEAGUE 3

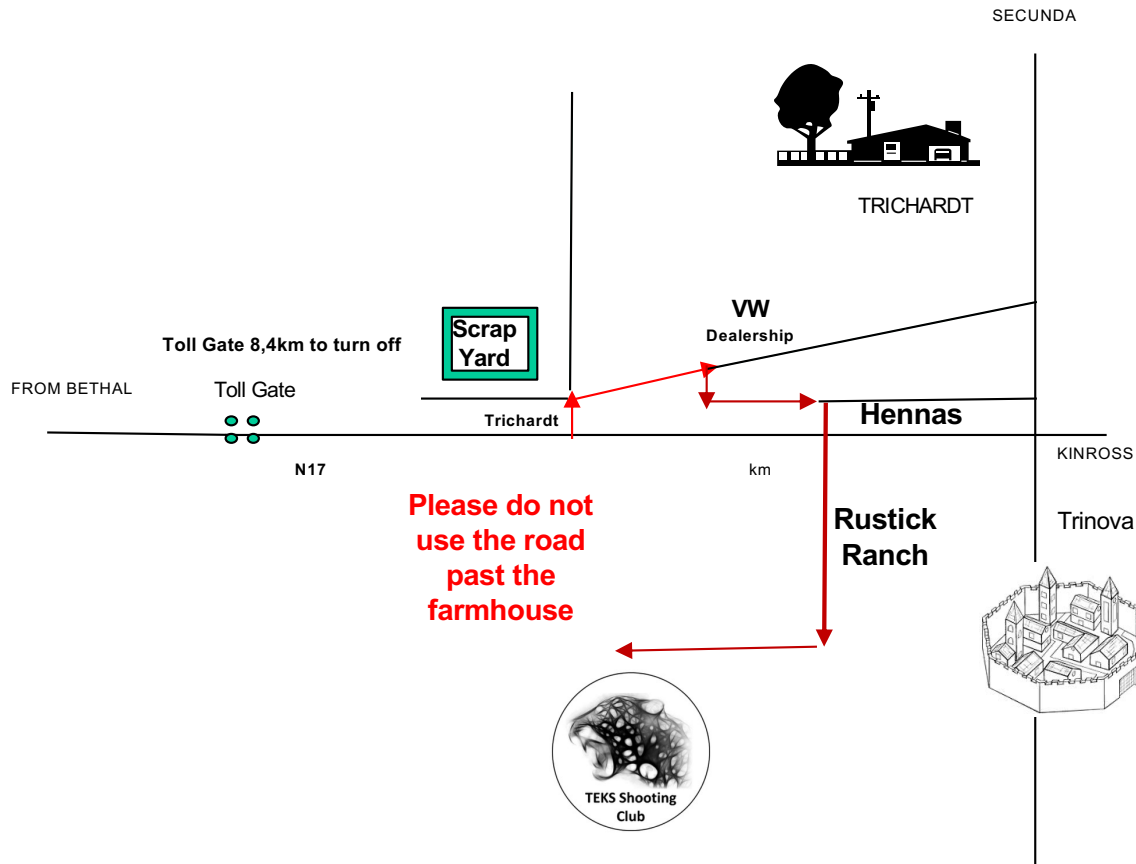
02 & 03 MAY 2026



TEKS Shooting Club

TRICHARDT

TEKS SHOOTING CLUB



Please do not use the road past the farmhouse

26 ° 28'43.71"S 29° 15'05.04"E

STAGES

Stage	Range	Rounds		
1	1	12		
2	2	24		
3	3	12		
4	4	32		
5	5	12		
6	6	12		
7	7	12		
8	8	24		
		140		

RULES

- The competition will be run according to the current IPSC rules.
- The wearing of eye and ear protection will be required during all stages of the match for participants and spectators
- Additional non shoots or barricades may be added to stages to enhance safety of all competitors and spectators
- Registration takes place from 08:30 to 08:45
- The RO briefing starts at 08:30
- The shooting competition commences 09:00

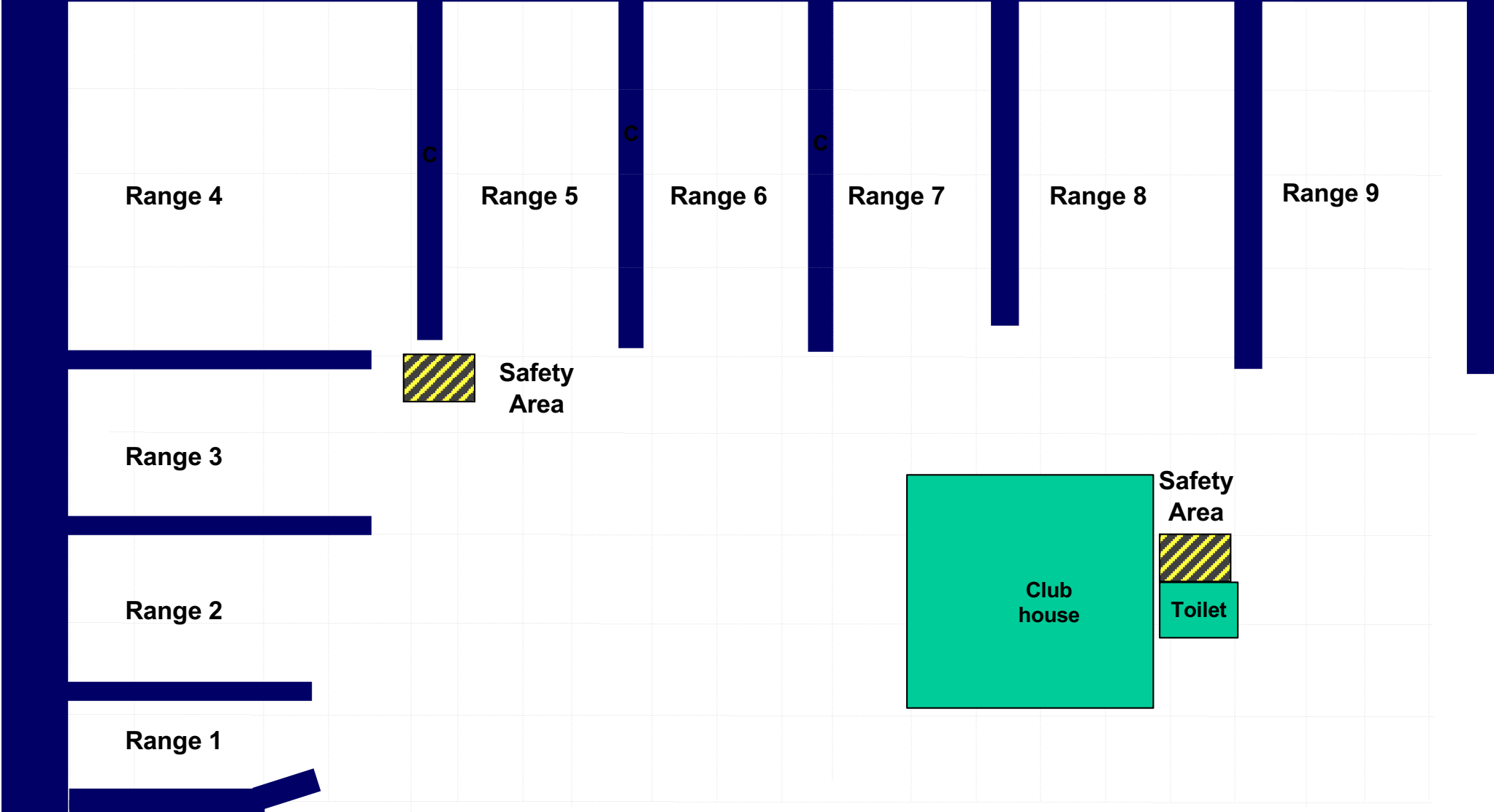
MATCH DIRECTOR: CHRISSIE WESSELS

RANGE MASTER:

STATS: MADELEINE ENGELBRECHT

ARBITRATORS: Will be appointed on the day

TEKS Shooting Range Layout



Unloading
Station


Safety
Area



- T=IPSC target
- MT=IPSC mini target
- PL= IPSC plate
- P=IPSC popper
- MP=IPSC mini popper
- M=Mover
- Number on paper targets =placement of target or mover

Gate

Parking Area
(OUTSIDE RANGE AREA)



RANGE OFFICER BRIEFING

12	5	0	Yes	2	0	0

Stage 1

Ready condition: HG: unloaded no mag inserted


Distance: 5-15M

PCC: Option 3

Time starts: Audible Signal

Start position: Standing relaxed anywhere facing downrange as demonstrated.

Procedure: On signal engage targets while remaining in the demarcated area.



RANGE OFFICER BRIEFING

24	11	0	Yes	0	0	2

Stage 2

Distance 2-14m


Ready Condition:

PCC: Option 1

Time starts: Audible Signal

Start position: Standing relaxed anywhere in the demarcated area facing downrange as demonstrated.

Procedure: On signal engage targets while remaining in the demarcated area.



RANGE OFFICER BRIEFING

Stage 3 Distance 9-15M

Ready condition:


PCC: Option 1

Time starts: Audible Signal

Start position: Standing relaxed toes touching XX facing downrange as demonstrated

Procedure: On signal engage targets while remaining in the demarcated area.

12	4	0	Yes	0	2	2



RANGE OFFICER BRIEFING

32	15	0	Yes	0	0	2

Stage 4


Ready condition: Distance. 3-15M

PCC: Option 1

Time starts: Audible Signal

Start position: Standing relaxed anywhere in the demarcated area facing downrange as demonstrated.

Procedure: On signal engage targets while remaining in the demarcated area.



RANGE OFFICER BRIEFING

12	4	0	Yes	0	0	4

Stage 5

Distance 3-15M

Ready condition : HG: Loaded chamber empty


PCC: Option 2

Time starts: Audible Signal

Start position: Standing relaxed anywhere in the demarcated area facing downrange as demonstrated.

Procedure: On signal engage all targets while remaining in the demarcated area.

Range 6



Stage 6 **Distance 2-15**

RANGE OFFICER BRIEFING

Ready condition HG: Unloaded. HG and mags to be placed on the table as demonstrated.

Ready condition PCC: Option 3 mags and firearm to be placed on the table as demonstrated.

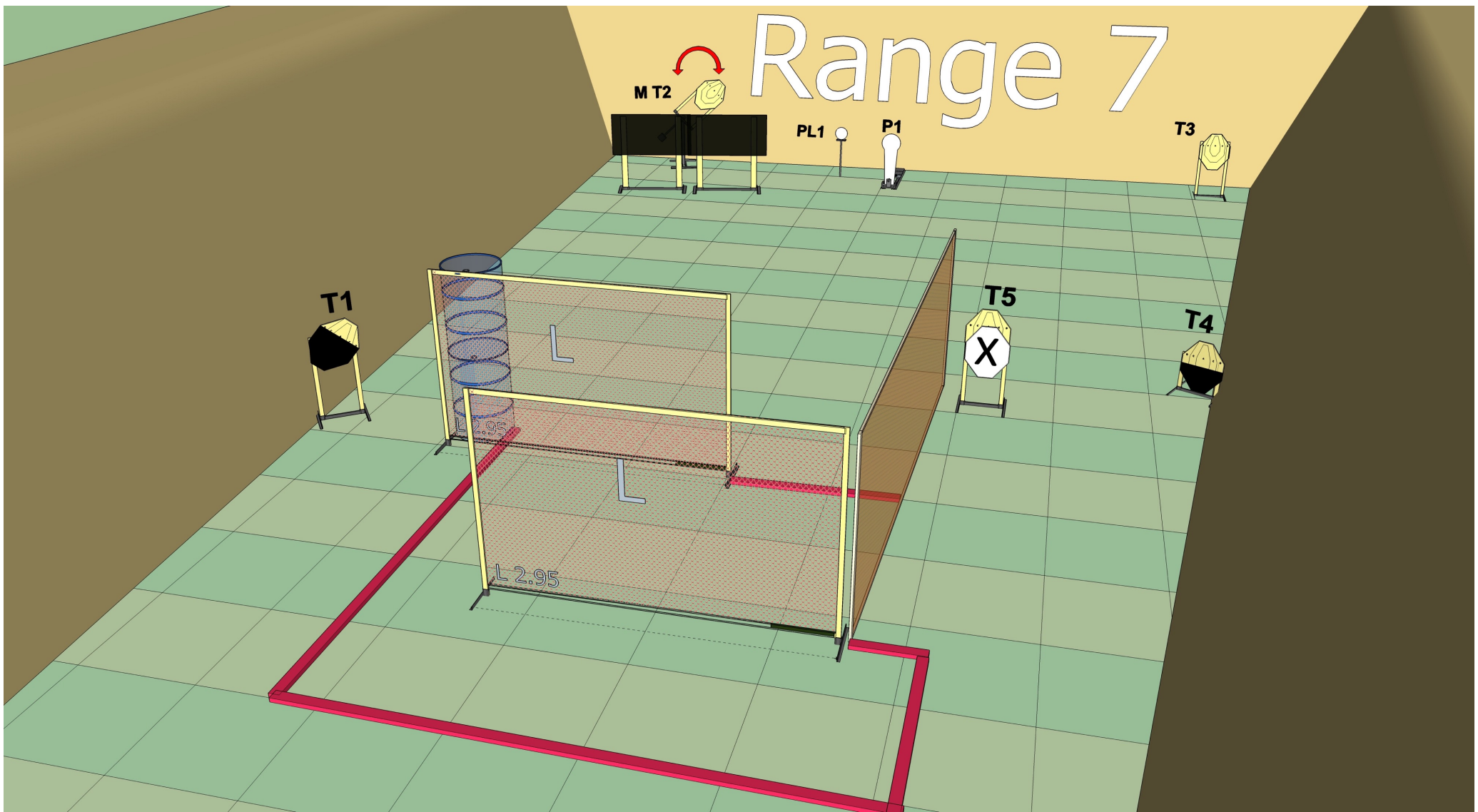
Time starts: Audible Signal

Start position: : Both hands flat on the table as demonstrated

Procedure: : On signal engage targets while remaining in the demarcated area

P1 will activate MT2 that will remain visible. MT3 will be activated by pulling the rope it will remain visible

12	5	0	Yes	1	0	1



RANGE OFFICER BRIEFING

12	5	0	Yes	1	0	1

Stage 7

Distance 3-12


Ready condition

PCC: Option 1








Time starts: Audible Signal

Start position: : Standing relaxed anywhere in the demarcated area facing downrange as demonstrated.

Procedure: : On signal engage targets while remaining in the demarcated area P1 will activate M T2 it will remain visible.



RANGE OFFICER BRIEFING

						
24	10	0	Yes	4	0	0

Stage 8

Distance 3-15

Ready condition:

PCC: Option 1

Time starts: Audible Signal.

Start position: Standing relaxed heels touching XX in the demarcated area facing downrange as demonstrated.

Procedure: On signal engage targets while remaining in the demarcated area.